

A *Gaia* DR2 search for dwarf galaxies towards *Fermi*-LAT sources: implications for annihilating dark matter

Ioana Ciucă^{1,2*}, Daisuke Kawata¹, Shin'ichiro Ando^{3,4}, Francesca Calore⁵, Justin I. Read⁶ and Cecilia Mateu⁷

¹ Mullard Space Science Laboratory, University College London, Holmbury St. Mary, Dorking, Surrey, RH5 6NT, UK

² LSSTC Data Science Fellow

³ GRAPPA Institute, University of Amsterdam, 1098 XH Amsterdam, Netherlands

⁴ Kavli Institute for the Physics and Mathematics of the Universe, University of Tokyo, Kashiwa 277-8583, Japan

⁵ Univ. Grenoble Alpes, USMB, CNRS, LAPTh, F-74940 Annecy, France

⁶ Department of Physics, University of Surrey, Guildford, GU2 7XH, UK

⁷ Centro de Investigaciones de Astronomía, AP 264, Mérida 5101-A, Venezuela

Accepted 2018 July 16. Received 2018 June 29; in original form 2018 May 15

ABSTRACT

We make the first attempt to find dwarf galaxies in eight *Fermi*-LAT extended, unassociated, source fields using *Gaia* DR2. After probing previously unexplored heliocentric distances of $d < 20$ kpc with an extreme-deconvolution (XD) technique, we find no sign of a dwarf galaxy in any of these fields despite *Gaia*'s excellent astrometric accuracy. Our detection limits are estimated by applying the XD method to mock data, obtaining a conservative limit on the stellar mass of $M_* < 10^4 M_\odot$ for $d < 20$ kpc. Such a low stellar mass implies either a low-mass subhalo or a massive stripped-down subhalo. We use an analytic model for stripped subhalos to argue that, given the sizes and fluxes of the *Fermi*-LAT sources, we can reject the hypothesis that they owe to dark matter annihilation.

Key words: catalogues – astrometry – Galaxy: structure – Galaxy: halo – galaxies: dwarf – gamma-rays: general

1 INTRODUCTION

In the current Λ CDM cosmological model, dark matter (DM) is the dominant matter component of the Universe, comprising approximately 26.8% of its total mass-energy (e.g. Planck Collaboration et al. 2016). It is required to explain the rotation curves of stars and gas in galaxies (e.g. Rubin et al. 1980; Oh et al. 2011; Battaglia et al. 2013), strong and weak lensing of galaxies and clusters (e.g. Clowe et al. 2006; Harvey et al. 2015), and the growth of large scale structure (e.g. Springel et al. 2006; Baur et al. 2016), yet its nature remains elusive.

The latest observational evidence points to DM being a cold, collisionless, fluid (e.g. Clowe et al. 2006; Skordis et al. 2006; Dodelson 2011; Baur et al. 2016; Read et al. 2017), indicative of a new, fundamental, particle not present in the Standard Model of particle physics (e.g. Bertone et al. 2005). Of the many candidate particles, one of the most well-motivated is a Weakly Interacting Massive Particle

(WIMP), with a mass in the range $2 \lesssim m_\chi/\text{GeV} \lesssim 2000$ GeV (e.g. Jungman et al. 1996). Depending on its mass and annihilation cross section, WIMP DM can annihilate or decay into Standard Model particles, including gamma rays (e.g. Silk & Bloemen 1987). This theorized property of DM has prompted the search for gamma-ray signals from astronomical targets with high DM content as an indirect detection method, using data from space- and ground-based gamma-ray telescopes, such as the Large Area Telescope (LAT), aboard the *Fermi* satellite, which maps the whole sky from about 30 MeV to >500 GeV (e.g. Atwood et al. 2009), and the planned CTA array (e.g. Acharya et al. 2013).

Dwarf spheroidal galaxies (dSphs) in the Milky Way represent a particularly clean target for gamma-ray emission due to DM annihilation because of their high mass-to-light ratios (e.g. Aaronson 1983; Pryor & Kormendy 1990; Mateu 1998; Charbonnier et al. 2011; Bonnavard et al. 2015; Klop et al. 2017) and relatively low gamma-ray background emission from astrophysical sources (e.g. Lake 1990; Evans et al. 2004; Baltz et al. 2008; Winter et al. 2016). So far, the search for a DM gamma-ray annihilation signal from such systems

* E-mail: ioana.ciuca.16@ucl.ac.uk

has not yielded any significant detection in the frequency range probed by *Fermi*-LAT. However, it provides some of the most stringent constraints on the nature of DM particles in terms of their mass and annihilation cross-section (e.g. [Albert et al. 2017](#); [Calore et al. 2018](#)). This is beginning to challenge the WIMP paradigm.

Usually, dSphs are identified in optical surveys and confirmed via deep photometric or spectroscopic follow-up (e.g. [Belokurov et al. 2007](#)). Then, a corresponding gamma-ray signal can be looked for in their direction (e.g. [Geringer-Sameth et al. 2015](#); [Albert et al. 2017](#); [Calore et al. 2018](#)). An alternative approach is to explore the association of stellar counterparts with “unassociated” gamma-ray sources, i.e. sources identified as such by *Fermi*-LAT but lacking counterparts at other wavelengths. The detection of a dSph at the position of a gamma-ray source would provide the first observational evidence of the association between a dSph and gamma-ray emission. If the gamma-ray source is spatially extended, then this would be a ‘smoking gun’ for DM annihilation (e.g. [Bertoni et al. 2015, 2016](#); [Calore et al. 2017](#)).

Unassociated sources represent almost one third of all gamma-ray detected sources in the Third *Fermi* Gamma-Ray Source Catalog (the 3FGL [Acero et al. 2015](#)). Among 3FGL unassociated sources, [Bertoni et al. \(2015, 2016\)](#) found that 3FGL J2212.5+0703 exhibits a spatially extended profile, with no other wavelength counterparts so far, and suggested that this could be a DM subhalo. [Xia et al. \(2017\)](#) found that the source 3FGL J1924.8-1034 also has a spatially extended profile at high significance, making it another possible DM subhalo candidate. We caution, however, that [Fermi-LAT Collaboration & Biteau \(2018\)](#) did not find any evidence for an individual source with statistically significant extension at the position of these two objects; a model for two close point-like sources was preferred in both cases. Very recently, the *Fermi*-LAT Collaboration released the catalogue of extended high-latitude sources, $|b| > 5^\circ$ ([Fermi-LAT Collaboration & Biteau 2018](#)), where six newly unassociated extended objects are identified.

The European Space Agency’s *Gaia* mission ([Gaia Collaboration et al. 2016](#)) has made the second data release of their unprecedented parallax and proper motion measurements for more than one billion stars brighter than $G < 20$ mag (*Gaia* DR2; [Gaia Collaboration et al. 2018](#); [Lindgren et al. 2018](#)). This provides us with a new window to find dSphs using proper motions in the inner Galactic halo, where the stellar density is too high to detect them from the photometric data alone ([Antoja et al. 2015](#)). In this paper, using both parallax and proper motion data from *Gaia* DR2, we search for dSphs in the fields of the two above mentioned *Fermi*-LAT sources as our primary target. Additionally, we apply the same technique to the six *Fermi*-LAT extended source fields recently found by [Fermi-LAT Collaboration & Biteau \(2018\)](#).

We focus on the (heliocentric) distance range between 1 and 20 kpc. So far, no dSph galaxies have been found nearer than 20 kpc from the Sun ([Belokurov et al. 2014](#); [Koposov et al. 2015](#); [Drlica-Wagner et al. 2015](#); [Bechtol et al. 2015](#); [Kim et al. 2015](#); [Kim & Jerjen 2015](#); [Laevens et al. 2015a,b](#); [Luque et al. 2016](#)). Only Draco II is estimated to be at a distance of 20 kpc ([Laevens et al. 2015b](#); [Martin et al. 2016](#)), but the vast majority ($\gtrsim 70\%$) of dSphs have been found at

distances farther than 50 kpc. This owes to a combination of several effects. In the inner halo, dSph satellites are expected to be more diffuse both *intrinsically* and *apparently*: intrinsically because they are more prone to tidal disruption induced by the Galactic disc (e.g. [D’Onghia et al. 2010](#); [Garrison-Kimmel et al. 2017](#); [Sawala et al. 2017](#)); and apparently, because of the projected size which increases with decreasing distance. At larger apparent sizes, the contamination by field halo and disc stars plays an increasingly important role, washing out a dSph’s signature on the sky. Thus, the inner halo within 20 kpc from the Sun is an unexplored territory. *Gaia* DR2 can make a significant contribution over this distance range by making use of joint distance and kinematic information to find both phase space overdensities, and to separate dSph stars from the Milky Way foreground ([Antoja et al. 2015](#)). By combining our constraints on the presence or absence of dSphs at these small distances with the current lack of a DM annihilation signal from the more distant dSphs ([Albert et al. 2017](#)), we test the hypothesis that these unassociated *Fermi*-LAT sources owe to DM annihilation.

This paper is organised as follows. Section 2 describes the method to search for stellar counterparts to the *Fermi*-LAT unassociated, extended sources. In Section 3 we present the results of our search for a dSph within *Gaia* DR2. In Section 4, we discuss the detection limits of our method with *Gaia* DR2, and how the upper bound on M_* translates into bounds on the likely pre-infall halo mass of a dSph. In Section 5, we use our detection limits from Section 4 to determine whether or not the *Fermi*-LAT sources could be explained by DM annihilation from a nearby subhalo. We find that the sizes and fluxes are inconsistent with the DM subhalo hypothesis. Finally, a summary and discussion of our results are presented in Section 6.

2 DATA AND METHOD

We selected a region of the sky within 2° and 1° from our two primary targets of *Fermi*-LAT unassociated gamma-ray sources: 3FGL J2212.5+0703 ($l = 68^\circ 74$, $b = -38^\circ 57$) and 3FGL J1924.8+1034 ($l = 27^\circ 16$, $b = -12^\circ 17$), respectively. We also applied the same technique within 1° to the six extended unassociated gamma-ray sources in [Fermi-LAT Collaboration & Biteau \(2018\)](#), namely FHES J1501.0-6310 ($l = 316^\circ 95$, $b = -3^\circ 89$), FHES J1723.5-0501 ($l = 17^\circ 90$, $b = 16^\circ 96$), FHES J1741.6-3917 ($l = 350^\circ 73$, $-4^\circ 72$), FHES J2129.9+5833 ($l = 99^\circ 13$, $b = 5^\circ 33$), FHES J2208.4+6443 ($l = 106^\circ 62$, $b = 7^\circ 15$) and FHES J2304.0+5406 ($l = 107^\circ 50$, $b = -5^\circ 52$).

We downloaded all of the *Gaia* DR 2 stars in these regions from the *Gaia* archive site (<https://gea.esac.esa.int/archive/>) and Centre de Données astronomiques de Strasbourg (CDS). We employed two different strategies for finding a dSph galaxy depending on whether it is located at a distance farther than $d = 10$ kpc or not.

We used both spatial and proper motion information from *Gaia* DR2 to determine whether we can observe the stellar imprint of a dSph galaxy at the position of each *Fermi*-LAT unassociated, extended, gamma-ray source. For this purpose, we selected the stars around a radius of 2° and 1° centred on the position of 3FGL J2212.5+0703 and

3FGL J1924.8+1034, respectively. The smaller field of view for 3FGL J1924.8+1034 was chosen to reduce the contamination from the field stars at low Galactic latitude. The additional 6 fields in [Fermi-LAT Collaboration & Biteau \(2018\)](#) are also low Galactic latitude fields, and therefore we chose 1° field radius for these sources as well.

When searching for a dSph galaxy farther than $d = 10$ kpc away, we applied the same parallax filter used in [Antoja et al. \(2015\)](#), namely, we discard stars for which $\varpi - \sigma_\varpi > 0.1$ mas, where ϖ represents the parallax and σ_ϖ is the parallax uncertainty. This filter corresponds to eliminating stars located at a distance of less than 10 kpc within parallax uncertainties and aims to minimize contamination from foreground stars. After these quality cuts, we are left with 17,747 and 125,891 stars in the fields of 3FGL J2212.5+0703 and 3FGL J1924.8+1034, respectively. For the additional 6 fields, we obtain 467,082, 61,091, 670,424, 120,156, 82,638 and 115,848 stars in the fields of FHES J1501.0–6310, FHES J1723.5–0501, FHES J1741.6–3917, FHES J2129.9+5833, FHES J2208.4+6443 and FHES J2304.0+5406, respectively.

We then used an Extreme-Deconvolution (XD, [Bovy et al. 2011](#)) Gaussian Mixture Model (XDGM, [Holoien et al. 2017](#)) to perform density estimation on a four-dimensional dataset comprised of the stellar position in Galactic longitude and latitude, and the RA and DEC proper motion measurements. Our aim is to detect a group of stars with similar proper motions which are also concentrated on the sky. As XD has been proven to be a powerful tool in estimating the noise-free underlying distributions of astrophysically relevant quantities ([Hogg et al. 2005](#); [Bovy et al. 2009, 2012](#)), we have decided to use it for the current purpose. XD allows us to assume Gaussian errors in the *Gaia* DR2 proper motions and parallaxes ([Hogg et al. 2005](#); [Bovy et al. 2009, 2012](#)) and also to take into account the correlation between the measurement of RA and DEC proper motions. We do not take into account the measurement uncertainties in the stellar position or correlations between the positions and proper motions, because the uncertainties in the position in the *Gaia* DR2 are very small. For this analysis, we applied a small constant uncertainty of $0''.01$ in the stellar positions for practical reasons, whose effect is small enough not to affect our results.

Fig. 1 shows an example of the XD method applied to a dSph galaxy of stellar mass of $M_* = 5000 M_\odot$, half-mass radius of $r_h = 50$ pc, and moving at a velocity of $V_{\text{gal}} = 50 \text{ km s}^{-1}$ at a distance of $d = 10$ kpc in the search field of 3FGL J2212.5+0703. We constructed the background stars using *Galaxia* ([Sharma et al. 2011](#)) in the field of 3FGL J2212.5+0703. The stellar catalogue, representative of a dSph galaxy, was made with SNAPDRAGONS ([Hunt et al. 2015](#)) assuming an age of 12 Gyr, a metallicity of $Z/Z_\odot = 0.01$, and a Salpeter initial mass function. The dSph galaxy’s dynamical properties were modelled following a simple Plummer distribution with $r_h = 50$ pc, and an isotropic velocity distribution with a dispersion of $\sigma = 10 \text{ km/s}$. We applied the expected *Gaia* DR2 uncertainties at <https://www.cosmos.esa.int/web/gaia/dr2> to the data for both the dSph galaxy and field stars. In Fig. 1, we see that XD can find the modelled dSph galaxy in proper motion space. We found that an excessive number of components in the XD does not penalise the detection of the dSph (see also [Anderson et al. 2017](#)). However, it may result

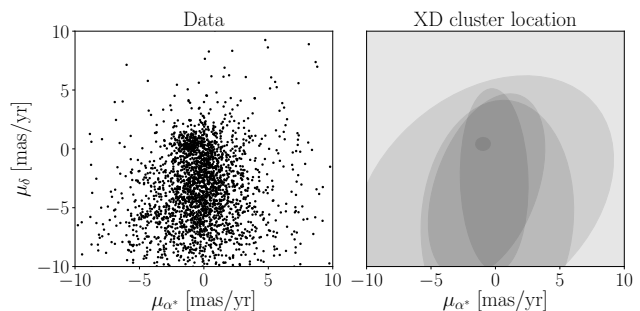


Figure 1. Example of a clear detection of a cluster associated with a dSph galaxy obtained by applying the XD method to mock data. We assumed a dSph galaxy with a stellar mass of $M_* = 5000 M_\odot$, a half-mass radius of $r_h = 50$ pc, and moving at a velocity of $V_{\text{gal}} = 50 \text{ km s}^{-1}$ at a distance of $d = 10$ kpc in the search field of 3FGL J2212.5+0703. We used $N = 6$ components in the XD. The left panel shows the the input stellar distribution in proper motion space, compressed by a factor of 5. The right panel shows the Gaussian components found by XD, including the cluster associated with the mock dSph galaxy centered at a proper motion of $(\mu_{\alpha^*}, \mu_\delta) \approx (-1, 2) \text{ mas yr}^{-1}$.

in overfitting the data. We find that using $K = 25$ components is a good model for most of the fields. However, for the low Galactic latitude fields, we additionally used $K = 50$ for the fields of 3FGL J1924.8+1034, FHES J1501.0–6310 and FHES J2304.0+5406 and $K = 100$ for the field of FHES J1741.6–3917. The numbers of components for each field are determined such as to recover a dSph with our conservative stellar mass limit, as discussed in Section 4.

For the search for a dSph galaxy located at distances $d < 10$ kpc, we employed a different parallax cut. The parallax cut is dependent on distance, d_{in} , as: $1/(2d_{\text{in}}) < \varpi < 1.0/d_{\text{in}}$ and changes as we are probing a distance range between 1.0 and 10 kpc in increments of d_{in} of 1 kpc up to 5 kpc, and then 2 kpc up to 9 kpc. In addition, we applied a brighter magnitude cut for 17, 18 and 19 mag for $d_{\text{in}} = 1, 2$ and 3 kpc cases, respectively, to use only the stars with better parallax accuracy. A dSph in this distance range, whether completely disrupted or not, will likely only be recovered as a moving group with no discernible spatial overdensity, due to its large angular extent. However, we found that this does not penalise the XD search for a dSph. Hence, XD was applied to both proper motion and a spatial distribution as described above.

3 GAIA DR2 SEARCH FOR A DWARF GALAXY

We applied XD to the samples of stars with $d < 10$ kpc and $d > 10$ kpc, filtered as mentioned above, in the fields of 3FGL J2212.5 + 0703, 3FGL J1924.8 + 1034, FHES J1501.06310, FHES J1723.50501, FHES J1741.63917, FHES J2129.9 + 5833, FHES J2208.4 + 6443 and FHES J2304.0 + 5406. The intensive XD search undertaken after a careful visual inspection of all the fields using TOPCAT ([Taylor 2005](#)) yielded no evidence for a dSph in any of these fields. In the next section, we provide our conservative detection limits for each field. In

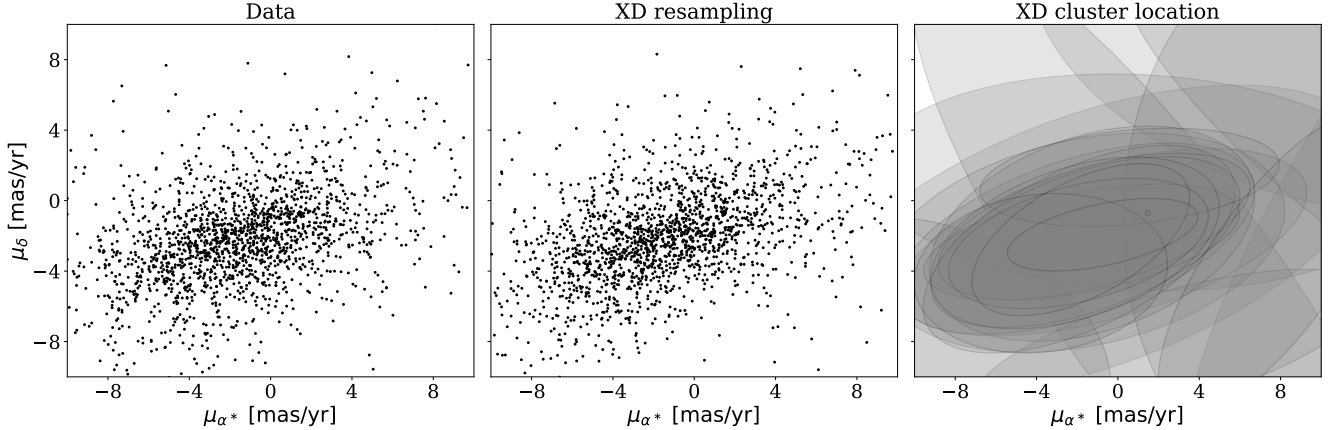


Figure 2. A detection of an open cluster – NGC 7438 – in the field of FHES J2304.0+5406. The left panel shows the data after filtering with $d_{\text{in}} = 1$ kpc, i.e. $0.5 < \varpi(\text{mas}) < 1$. The right panel shows the detected Gaussian models with the XD method. The middle panel presents the distribution sampled from the detected models. The open cluster is marked by a small circle around $(\mu_{\alpha^*}, \mu_{\delta}) = (1.45, -0.72)$ mas yr $^{-1}$ in the right panel.

this section, we provide examples of some interesting cases that demonstrate the validity of our approach.

While we found no evidence for new dSphs in these *Fermi*-LAT fields, we did find overdensities of stars associated with known star clusters, demonstrating that the XD method can successfully find phase space structures in the *Gaia* DR2 data. Fig. 2 shows that XD can be used to successfully detect faint stars in the outskirts of NGC 7438 ($l = 106^\circ 7$, $b = -4^\circ 90$) which is at a distance of $d = 1$ kpc (Dias et al. 2002). Our detected proper motion is $(\mu_{\alpha^*}, \mu_{\delta}) = (1.45, -0.72)$ mas yr $^{-1}$.

We also noticed that there is part of a globular cluster, NGC 6366, in the field of FHES J1723.5–0501. These stars are also clearly identified with the XD, and we found the proper motion of $(\mu_{\alpha^*}, \mu_{\delta}) = (-0.35, -5.14)$ mas yr $^{-1}$ for NGC 6366. The XD identified Ruprecht 112 ($d = 1.76$ kpc) in the field of FHES J1501.0–6310, when we set $d_{\text{in}} = 2$ kpc and also $d_{\text{in}} = 3$ kpc. Because fainter stars with lower parallax accuracy tend to be found at a higher distance (e.g. Luri et al. 2018), our method detects the stellar system when we use a larger d_{in} than the distance of the stellar system. We found $(\mu_{\alpha^*}, \mu_{\delta}) = (-4.43, -4.23)$ mas yr $^{-1}$ for Ruprecht 112. Finally, Trumpler 29 ($d = 0.76$ kpc) is identified in the FHES J1741.6–43917 field. We obtain a proper motion of $(\mu_{\alpha^*}, \mu_{\delta}) = (0.49, -2.30)$ mas yr $^{-1}$ for Trumpler 29. All the above distances to the open clusters are from the catalogue of Dias et al. (2002). Note that our proper motions identified with the XD are different from those in Dias et al. (2002). This is likely due to the improved astrometric accuracy of the *Gaia* data; we will explore this further in future work.

4 MOCK DATA ANALYSIS: DETECTION LIMITS FOR DWARFS IN GAIA DR2

In this section, we estimate the detection limits for the XD method applied to the *Gaia* DR2 data. We first estimate our detection limit using mock data as described in Section 2 for one of our primary *Fermi*-LAT fields, 3FGL J2212.5+0703. We then place the mock dSph model with the estimated

upper limit into the *Gaia* data of each field and confirm that the mock dSph can be recovered in all of our fields up to a distance of $d = 20$ kpc.

To estimate the detection limit in the 3FGL J2212.5+0703 field, we set up mock data as described in Section 2. We placed a mock dSph with $M_* = 10^3 - 10^4 M_\odot$, $r_h = 20 - 100$ pc and $V_{\text{gal}} = 20 - 100$ km s $^{-1}$ at a distance of $d = 1 - 30$ kpc. As in Section 2, the field-star catalogues were made with *Galaxia*, applying *Gaia* DR2 uncertainties. Note that our goal is to place a conservative upper limit on the detection of a dSph in *Gaia* DR2. The detection limits are sensitive to the parameters mentioned above, and precise evaluation would require more sophisticated mock data and statistical analyses that are beyond the scope of this paper. As we shall show, however, the conservative limit is sufficient for our calculation of the implications of our results for DM annihilation in Section 5.

We found that r_h is not a critical parameter for the detection limit, while our detection is sensitive to V_{gal} . Hence, in the panels of Fig. 3 we provide our detection limit parameter survey results for three different V_{gal} for the 3FGL J2212.5+0703 field. In all cases, the XD method reliably recovers a dSph of $M_* > 10^4 M_\odot$ at $d < 20$ kpc.

Based on this result, we now derive a conservative detection threshold for our other fields. For this, we set up mock dSphs with $M_* = 10^4 M_\odot$, $r_h = 50$ pc, $V_{\text{gal}} = 20$ km s $^{-1}$ and $d = 1 - 20$ kpc for each field, as above, taking into account the different dust extinction in each field. (For this we use the *SNAPDRAGONS* code that uses the same extinction model as *Galaxia*.) For the fields 3FGL J2212.5+0703, FHES J1723.5–0501, FHES J2129.9+5833 and FHES J2208.4+6443, the XD method with $K = 25$ components recovered the mock dSph up to 20 kpc. In the 3FGL J1924.8+1034, FHES J1501.0–6310 and FHES J2304.0+5406 fields, the dSph at $d = 15$ and 20 kpc required us to use $K = 50$ components. In the densest field, FHES J1741.6–3917, the mock dSphs at $d > 10$ kpc required $K = 100$ components to be detected. In our search for dSphs in Section 3, we used the number of components, K , as de-

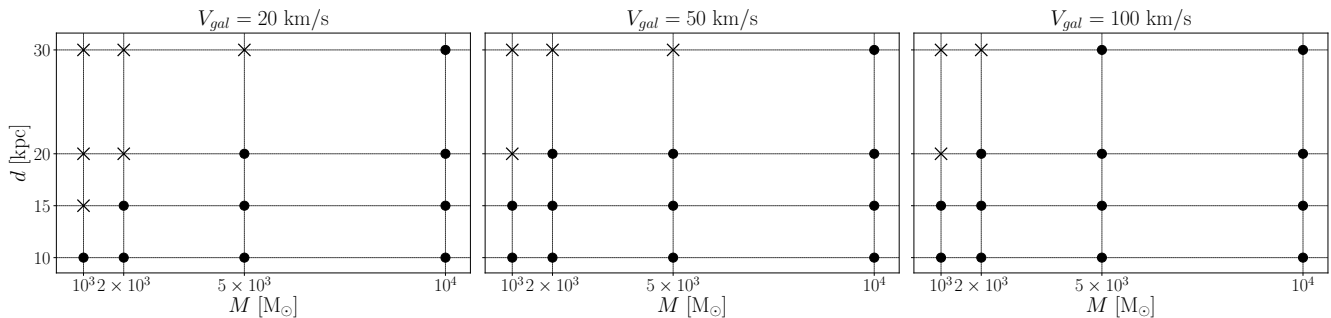


Figure 3. The detectability of a mock dSph galaxy as a function of its mass, distance and velocity using the XD method applied to the 3FGL J2212.5+0703 field. The left, middle and right panels show results for a velocity of 20, 50 and 100 km s⁻¹, respectively. Solid circles (crosses) represent the parameters for which a dSph can (cannot) be found in the mock data with the XD.

terminated from these mock data tests, to search for dSphs in each field. From the above analysis, we place a conservative upper limit on our detection threshold of $M_* > 10^4 M_\odot$ for any dSph galaxy along the line of sight to our sample of unassociated, extended, *Fermi*-LAT within $d = 20$ kpc.

5 DARK MATTER INTERPRETATION OF THE *Fermi*-LAT UNASSOCIATED, EXTENDED SOURCES

It was pointed out that the gamma-ray signatures from our primary two *Fermi*-LAT unassociated sources 3FGL J2212.5+0703 and 3FGL J1924+1034 were consistent with DM annihilation into a $b\bar{b}$ final state with masses around tens of GeV (Bertoni et al. 2016; Xia et al. 2017). Since the mass of and distances to these objects were unknown, degeneracies between them and the annihilation cross section remained.

For 3FGL J2212.5+0703, the radius that contains 68% of the total gamma-ray photons is found to be $\sigma = 0^\circ.25$ (Bertoni et al. 2016); for 3FGL J1924+1034 it is $\sigma = 0^\circ.15$. If the density profile of the DM subhalo is well approximated by the Navarro-Frenk-White profile, characterized by the scale radius r_s and characteristic density ρ_s (Navarro et al. 1997), $\sim 70\%$ of the total annihilation happens within $0.5r_s$. Therefore, we assume $\theta_s \equiv r_s/d \approx 0^\circ.5$ ($0^\circ.3$) for 3FGL J2212.5+0703 (3FGL J1924+1034). This is based on the assumption that the tidal stripping is not too strong such that the tidal truncation radius is still larger than the scale radius, $r_t > r_s$, which is shown to be the case below.

To constrain the possibility that the *Fermi*-LAT sources we study in this paper owe to DM annihilation, we need to obtain a robust upper bound on the pre-infall halo mass, M_{200} , of dSphs with $M_* < 10^4 M_\odot$ and $d < 20$ kpc that lie below our detection threshold. This is because, at a fixed observed gamma-ray flux, the most massive, dense, halos minimise the inferred annihilation cross section. This then maximises the chance of consistency with the null detection from the known dSphs with $d > 20$ kpc.

Unfortunately, a satellite galaxy with $M_* < 10^4 M_\odot$ is likely to have lost any tight relation between M_* and its pre-infall M_{200} (Gatto et al. 2013; Ural et al. 2015; Read et al. 2017). However, we can estimate an upper bound on M_{200} by comparison with the surviving ‘classical’ dSphs, and

via cosmological simulations of Milky Way-mass halos (e.g. Diemand et al. 2007). For the former, estimates of M_{200} for classical dSphs like Draco and Ursa Minor with purely old stellar populations lie in the range $M_{200} = (2-5) \times 10^9 M_\odot$ (Read & Erkal 2018, in prep.). However, to be consistent with our detection threshold, these ‘classical’ dSphs would have to lose over 90% of their stellar mass (McConnachie 2012). The tidal stripping and shocking required to achieve this would lower their central dark matter densities by up to a factor of ~ 10 (e.g. Read et al. 2006), significantly reducing the gamma-ray flux from DM annihilation. Indeed, a search for surviving subhalos in the *Via Lactea II* simulation (Diemand et al. 2007) yielded only one subhalo with a pre-infall mass $M_{200} > 10^9 M_\odot$ inside $d < 20$ kpc, a subhalo with $M_{200} = 1.1 \times 10^9 M_\odot$. Given the above arguments, we place a conservative upper bound on the pre-infall halo mass of $M_{200} < 10^9 M_\odot$ for surviving dSphs with $M_* < 10^4 M_\odot$ and $d < 20$ kpc. We consider this to be a strict upper bound since it does not account for subhalo depletion by the Milky Way disc (e.g. D’Onghia et al. 2010).

Armed with an upper bound M_{200} , we now consider the effects of tidal mass loss due to the orbit of this subhalo around the Milky Way. We model this by using the analytic prescription in Bartels & Ando (2015) and Hiroshima et al. (2018), assuming a $10^{12} M_\odot$ host halo for the Milky Way.

We first consider pre-infall subhalo masses of $(0.8-1.2) \times 10^7 M_\odot$ in order to model an example case, which is well below the upper limit from our non-detection of a dSph, but is chosen to illustrate our methodology. For a reference value of distance, we adopt $d = 10$ kpc. In Fig. 4, we show the probability density function (PDF) of the subhalo mass after tidal stripping, $P(m)$ (top left), and of the ratio of tidal truncation radius and the scale radius, r_t/r_s (top right). Although the subhalo can lose significant fraction of its mass due to the tidal effect, its truncation radius r_t is kept larger than the scale radius r_s . This is because we also take into account evolution of r_s and ρ_s (Peñarrubia et al. 2010), which compensates that of r_t . In the bottom left panel of Fig. 4, we show PDF of the angle size corresponding to the scale radius, $P(\theta_s)$ (middle). We see that for this case, the gamma-ray source extension of $\sigma = 0^\circ.25$ (3FGL J2212.5+0703; vertical red line) can be consistent with a pre-infall mass of $M_{200} = 10^7 M_\odot$.

The gamma-ray flux from DM annihilation (assuming

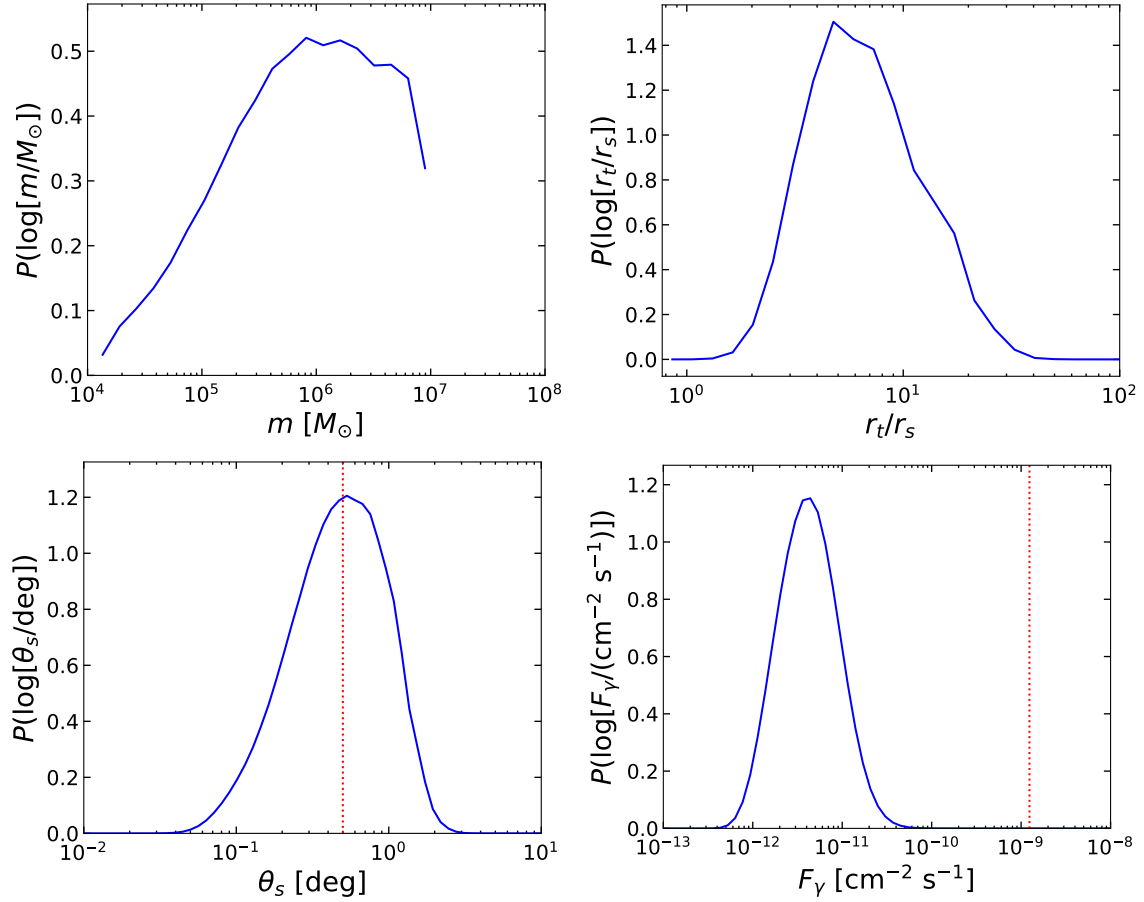


Figure 4. PDFs of post-infall subhalo mass (top left), ratio of tidal truncation radius and scale radius, r_t/r_s (top right), the angle corresponding to the scale radius of the subhalo (bottom left), and the gamma-ray flux, F_γ , assuming $m_\chi = 25$ GeV and $\langle\sigma v\rangle = 2 \times 10^{-26} \text{ cm}^3 \text{ s}^{-1}$ (bottom right). In this example, the pre-infall halo mass is $M_{200} = 10^7 M_\odot$ and the distance to the subhalo is $d = 10$ kpc. The scale radius and flux inferred from the Fermi-LAT gamma-ray distribution for 3FGL J2212.5+0703 ($\theta_s = 0.5^\circ$) are shown as vertical red dotted lines on the middle and bottom panels for comparison.

that DM is made of Majorana fermions) is calculated as:

$$F_\gamma = \frac{\langle\sigma v\rangle N_{\gamma,\text{ann}}}{2m_\chi^2} \frac{1}{4\pi d^2} \int dV \rho_\chi^2(r), \quad (1)$$

where m_χ is the DM particle mass, $\langle\sigma v\rangle$ is the annihilation cross section, $N_{\gamma,\text{ann}}$ is the number of gamma-ray photons emitted per annihilation, and $\rho_\chi(r)$ is the DM density profile of the subhalo.¹ For a representative calculation, we adopt $m_\chi = 25$ GeV, $\langle\sigma v\rangle = 2 \times 10^{-26} \text{ cm}^3 \text{ s}^{-1}$ (e.g., Steigman et al. 2012), and $N_{\gamma,\text{ann}} = 3.7$ that is for $E_\gamma > 1$ GeV in the case of annihilation into a $b\bar{b}$ final state. The bottom panel of Fig. 4 shows the PDF of the gamma-ray flux F_γ corresponding to this example case of $M_{200} = 10^7 M_\odot$ and $d = 10$ kpc. It shows

that, for this case in which one can explain the source extension well, the mean gamma-ray flux above 1 GeV will be $\sim 4 \times 10^{-12} \text{ cm}^{-2} \text{ s}^{-1}$, which is smaller than the observed flux of $1.24 \times 10^{-9} \text{ cm}^{-2} \text{ s}^{-1}$ for 3FGL J2212.5+0703 (Bertoni et al. 2016) by more than two orders of magnitude. This means that in order to explain the gamma-ray signal from 3FGL J2212.5+0703 in terms of DM annihilation, with a subhalo of this mass and distance, the annihilation cross section needs to be larger by more than two orders of magnitude than the canonical value ($\langle\sigma v\rangle = 2 \times 10^{-26} \text{ cm}^3 \text{ s}^{-1}$) adopted here as well as in Bertoni et al. (2016). Such a large cross section has already been excluded from the analysis of the known dSphs in the Milky Way (Albert et al. 2017) at high significance, even when systematic uncertainties are taken into account (Calore et al. 2018). This illustrates how we can combine our *Gaia* DR2 dSph detection limits with DM annihilation constraints from the known Milky Way dSphs to constrain or rule out a DM annihilation interpretation of the unassociated *Fermi*-LAT sources.

In Fig. 5, we show the upper limits on the angular extension θ_s (top panel) and on the gamma-ray flux (bottom panel) as a function of the dSph distance for the subhalo masses of 10^6 , 10^7 , 10^8 and $10^9 M_\odot$ (solid blue lines,

¹ Strictly speaking, Eq. (1) is valid only if the source extension is small, $\theta_s \ll 1$. For smaller distances or larger masses, one has to implement the line-of-sight integral to compute the gamma-ray intensity and integrate it over the solid angle to obtain the flux. However, the *observed* extensions of the *Fermi* unassociated sources are at most $O(1)^\circ$, and hence, in order to explain the observed features in terms of DM annihilation, using Eq. (1) instead of the more accurate line-of-sight integral is well justified.

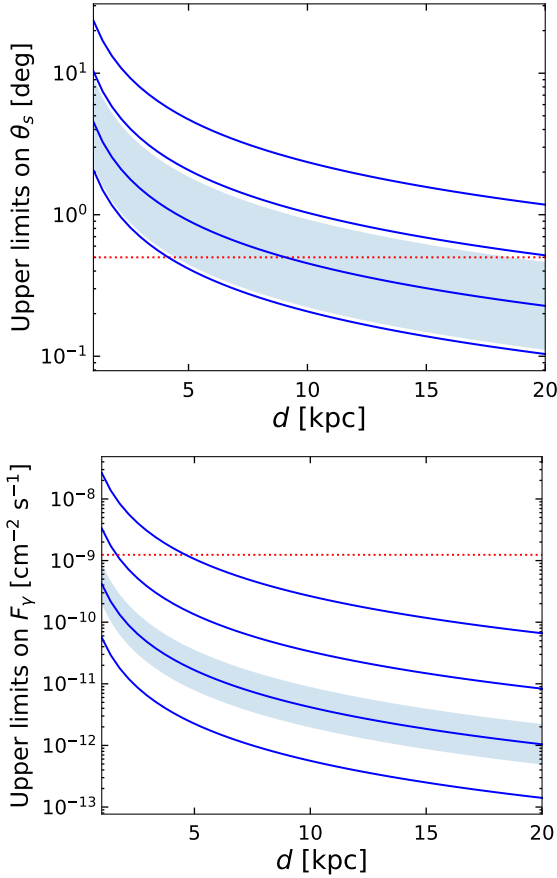


Figure 5. Upper limits on the angular size corresponding to the scale radius θ_s (top) and gamma-ray flux (bottom) from DM annihilation F_γ as a function of distance d . From top to bottom, the blue solid lines correspond to pre-infall halo masses: $M_{200} = 10^9$, 10^8 , and $10^6 M_\odot$, respectively. For the $M_{200} = 10^7 M_\odot$ subhalo, we show the 1σ scatter in our theoretical modelling as a light blue band. This scatter owes primarily to the uncertain tidal mass loss history of the subhalo. The horizontal red dotted lines show the measured values from the *Fermi*-LAT data analysis for 3FGL J2212.5+0703.

from bottom to top, respectively). (Recall that the upper limit on pre-infall mass is $M_{200} = 10^9 M_\odot$.) For the case of $M_{200} = 10^7 M_\odot$, we also show the 1σ uncertainty in the modelling that owes primarily to the uncertain history of tidal mass stripping (blue band).

We note that we also checked these results using a simple approach that does not account for tidal stripping and is based on the concentration parameterisation from [Moliné et al. \(2017\)](#). We find a good agreement between the two different approaches within our quoted uncertainties. The differences come from the fact that small changes of internal profiles such as r_s and ρ_s (e.g., [Peñarrubia et al. 2010](#)) have been taken into account for the former approach based on [Bartels & Ando \(2015\)](#) and [Hiroshima et al. \(2018\)](#), but not in the latter.

Fig. 6 shows the 1σ and 2σ contours in the plane, (θ_s, F_γ) , for pre-infall masses $M_{200} = 10^7 M_\odot$ and $10^9 M_\odot$ and distances $d = 3$ kpc and 10 kpc. For the cases of 3FGL J2212.5+0703 (star; [Bertoni et al. 2016](#)) and 3FGL J1924.8-

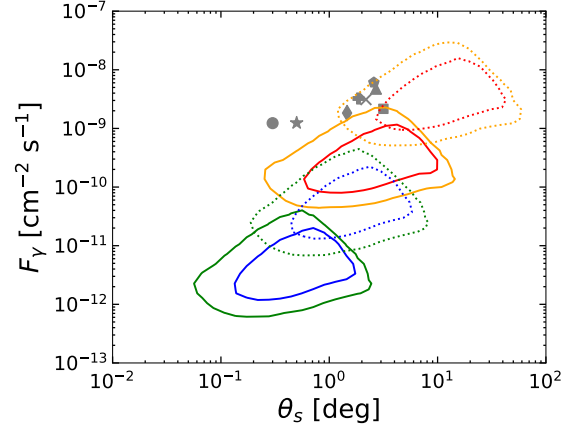


Figure 6. 1σ and 2σ regions of the joint PDF, $P(\theta_s, F_\gamma)$, for subhalos with a pre-infall mass of $M_{200} = 10^7 M_\odot$ at $d = 10$ kpc (lower solid), $10^9 M_\odot$ at 10 kpc (upper solid), $10^7 M_\odot$ at 3 kpc (lower dotted), and $10^9 M_\odot$ at 3 kpc (upper dotted). Measured values for the eight *Fermi* unassociated sources are shown for comparison: 3FGL J2212.5+0703 (star), 3FGL J1924.8-1034 (circle), FHES J1501.0-6310 (pentagon), FHES J1723.5-0501 (diamond), FHES J1741.6-3917 (square), FHES J2129.9+5833 (cross), FHES J2208.4+6443 (plus), and FHES J2304.0+5406 (square).

1034 (circle; [Xia et al. 2017](#)), the measured signals are incompatible with a DM annihilation interpretation, even for halos at the pre-infall halo mass upper bound of $M_{200} = 10^9 M_\odot$. We note that recently [Fermi-LAT Collaboration & Biteau \(2018\)](#) reported that the gamma-ray signals from both 3FGL J2212.5+0703 and 3FGL J1924.8-1034 are better explained by two point sources rather than a single extended source. Our results here are consistent with this finding, excluding the hypothesis of DM annihilation from a subhalo within $d < 20$ kpc.

[Fermi-LAT Collaboration & Biteau \(2018\)](#) found six additional unassociated extended sources. In this work, we analysed all of them and found no signature of a dSph galaxy in any of these fields. Among them, FHES J1723.5-0501, FHES J1741.6-3917, and FHES J2304.0+5406 were found to have an energy spectrum harder than E^{-2} , as is expected from DM annihilation. In Fig. 6 we also show measured values of (θ_s, F_γ) for these six *Fermi*-LAT unassociated sources. As can be seen, none of these unassociated sources is compatible with DM annihilation within our 2σ contours, unless the pre-infall mass of the subhalo is close to the upper limit, $10^9 M_\odot$, and it is located around $d = 3$ kpc. Such a massive pre-infall halo is very unlikely to be found so close to the Sun – especially when accounting for subhalo depletion by the disc (see the discussion on this, above). Since the annihilation cross section $\langle\sigma v\rangle = 2 \times 10^{-26} \text{ cm}^3 \text{ s}^{-1}$ adopted here is already in tension with other data analyses (e.g., [Albert et al. 2017](#)) for 25 GeV WIMPs, possibilities with lighter ($\lesssim 10^9 M_\odot$) halos are excluded.

Finally, we discuss a few caveats, all of which we believe make our conclusion, above, stronger. Firstly, the discussions up to this point have been based on the assumption that the subhalo only experienced tidal stripping due to gravitational potential of the spherical host halo. However, subhalos orbiting within $d < 20$ kpc are likely on eccentric orbits and will additionally experience tidal shocks that can

lower their central density by up to a factor of ~ 10 (e.g. Read et al. 2006). Furthermore, we have not taken into account the effect of the Milky Way disc that depletes the number of substructures within 20–30 kpc by a factor of ~ 2 (D’Onghia et al. 2010). Including such effects will lower the gamma-ray flux for a given pre-infall M_{200} requiring us to further increase the annihilation cross section, further exasperating the tension with the constraints from the known Milky Way dSphs. Finally, we have only considered subhalos within $d < 20$ kpc. Lighter subhalos at larger distances than this would be too faint to be consistent with the observed fluxes unless they have large annihilation cross sections at odds with the constraints from the known dSphs in the Milky Way. Massive subhalos with $M_{200} > 10^9 M_\odot$ at larger distances would have a readily detectable stellar counterpart, and then a DM annihilation signal from the known dSphs in the Milky Way should be already detected (see the discussion, above). Hence, this can also be excluded. We conclude that none of the unassociated, extended, *Fermi*-LAT sources studied here can have a DM annihilation origin.

6 SUMMARY

Using the new second data release of the *Gaia* mission, we have made the first attempt to find a dSph towards eight *Fermi*-LAT extended unassociated source fields. Our goal was to link the gamma-ray emission, already detected by *Fermi*-LAT, to a possible optical counterpart within the framework of annihilating DM. *Gaia*’s superb astrometric accuracy provides a new window for searching for dSphs in the inner Galactic halo ($d < 20$ kpc) based on the proper motion and parallax of stars (Antoja et al. 2015). We applied an advanced statistical method, the Extreme-Deconvolution (XD, Bovy et al. 2011) Gaussian Mixture Model (XDGM, Holoien et al. 2017), to properly take into account the uncertainties and correlations in proper motion space. Unfortunately, we found no detection indicative of a signature of a dSph galaxy in any of these fields placed within the *Gaia* data. We then estimated the detection limits for a dSph galaxy by applying XD to mock data. We obtained a conservative limit on the stellar mass of any undetected dSph of $M_* < 10^4 M_\odot$ for $d < 20$ kpc. We showed that this corresponds to an upper limit on the pre-infall halo mass of $M_{200} < 10^9 M_\odot$.

Using an analytical model of subhalo mass stripping that has been calibrated against numerical simulation results, combined with current limits on the DM annihilation cross section from known Milky Way dSphs, we estimated the gamma-ray flux and source size as a function of pre-infall halo mass for all eight *Fermi*-LAT sources. We concluded that our model rejects the possibility of a DM annihilation scenario for the two sources: 3FGL J2212.5+0703 (Bertoni et al. 2016) and 3FGL J1924.8-1034 (Xia et al. 2017) if the pre-infall DM halo mass is less than $M_{200} < 10^9 M_\odot$ at distance of $d < 20$ kpc, as constrained by our work. If the subhalo is farther away than 20 kpc, then its DM halo has to be larger than $M_{200} = 10^9 M_\odot$. Such a dSph would have a clear stellar counterpart that should have been detected in the existing photometric data in these fields. Furthermore, if there were a dSph at $d > 20$ kpc with a mass similar to the dSphs already discovered, then we would expect to see

also a DM annihilation signal from the known dSphs in the Milky Way. Hence, we conclude that a DM origin for these two sources is rejected.

We then applied our model and dSph constraints to the six *Fermi*-LAT extended unassociated sources recently found in *Fermi*-LAT Collaboration & Biteau (2018). We concluded that these too are unlikely to have a DM origin. We could only explain them as coming from DM annihilation if they owe to a DM subhalo with a pre-infall halo mass $M_{200} = 10^9 M_\odot$ and a distance less than $d = 3$ kpc. We are unable to find any such subhalo in the *Via Lactea* II cosmological simulation. When accounting for the unmodelled effects of tidal stripping and shocking by the Milky Way stellar disc, such subhalos become even rarer. We conclude, therefore, that none of the unassociated, extended, *Fermi*-LAT sources found to date is likely to have a DM annihilation origin.

Our work represents the first attempt to search for stellar counterparts to *Fermi*-LAT extended sources that could owe to DM annihilation. The XD method was able to find known star clusters in the fields studied, demonstrating its efficacy. But we were unable to find evidence for any new dSphs in these fields. In future work, we will perform a similar search for stellar counterparts along the line of sight to all *Fermi*-LAT unassociated sources, including point-like objects.

ACKNOWLEDGEMENT

IC and DK acknowledge the support of the UK’s Science and Technology Facilities Council (STFC Grant ST/K000977/1 and ST/N000811/1). IC is also grateful the STFC Doctoral Training Partnerships Grant (ST/N504488/1). IC thanks the LSSTC Data Science Fellowship Program, where their time as a Fellow has benefited this work. The work of SA was supported in part by JSPS KAKENHI Grants (17H04836, 18H04340, and 18H04578). JIR would like to acknowledge support from SNF grant PP00P2.128540/1, STFC consolidated grant ST/M000990/1 and the MERAC foundation. CM acknowledges support from grant DGAPA/UNAM IG100115. This work has made use of data from the European Space Agency (ESA) mission *Gaia* (<https://www.cosmos.esa.int/gaia>), processed by the *Gaia* Data Processing and Analysis Consortium (DPAC, <https://www.cosmos.esa.int/web/gaia/dpac/consortium>). Funding for the DPAC has been provided by national institutions, in particular, the institutions participating in the *Gaia* Multilateral Agreement. This research has made use of the VizieR catalogue access tool, CDS, Strasbourg, France. The original description of the VizieR service was published in A&AS 143, 23.

REFERENCES

- Aaronson M., 1983, *ApJ*, **266**, L11
- Acero F., et al., 2015, *ApJS*, **218**, 23
- Acharya B. S., et al., 2013, *Astroparticle Physics*, **43**, 3
- Albert A., et al., 2017, *ApJ*, **834**, 110
- Anderson L., Hogg D. W., Leistedt B., Price-Whelan A. M., Bovy J., 2017, preprint, ([arXiv:1706.05055](https://arxiv.org/abs/1706.05055))
- Antoja T., et al., 2015, *MNRAS*, **453**, 541
- Atwood W. B., et al., 2009, *ApJ*, **697**, 1071
- Baltz E. A., et al., 2008, *J. Cosmology Astropart. Phys.*, **7**, 013

- Bartels R., Ando S., 2015, *Phys. Rev. D*, **92**, 123508
- Battaglia G., Helmi A., Breddels M., 2013, *New Astron. Rev.*, **57**, 52
- Baur J., Palanque-Delabrouille N., Yèche C., Magneville C., Viel M., 2016, *J. Cosmology Astropart. Phys.*, **8**, 012
- Bechtol K., et al., 2015, *ApJ*, **807**, 50
- Belokurov V., et al., 2007, *ApJ*, **654**, 897
- Belokurov V., Irwin M. J., Koposov S. E., Evans N. W., Gonzalez-Solares E., Metcalfe N., Shanks T., 2014, *MNRAS*, **441**, 2124
- Bertone G., Hooper D., Silk J., 2005, *Phys. Rep.*, **405**, 279
- Bertoni B., Hooper D., Linden T., 2015, *J. Cosmology Astropart. Phys.*, **12**, 035
- Bertoni B., Hooper D., Linden T., 2016, *J. Cosmology Astropart. Phys.*, **5**, 049
- Bonnivard V., et al., 2015, *MNRAS*, **453**, 849
- Bovy J., Hogg D. W., Roweis S. T., 2009, *ApJ*, **700**, 1794
- Bovy J., Hogg D. W., Roweis S. T., 2011, *Annals of Applied Statistics*, **5**
- Bovy J., et al., 2012, *ApJ*, **749**, 41
- Calore F., De Romeri V., Di Mauro M., Donato F., Marinacci F., 2017, *Phys. Rev. D*, **96**, 063009
- Calore F., Serpico P. D., Zaldivar B., 2018, preprint, ([arXiv:1803.05508](#))
- Charbonnier A., et al., 2011, *MNRAS*, **418**, 1526
- Clowe D., Bradač M., Gonzalez A. H., Markevitch M., Randall S. W., Jones C., Zaritsky D., 2006, *ApJ*, **648**, L109
- D’Onghia E., Springel V., Hernquist L., Keres D., 2010, *ApJ*, **709**, 1138
- Dias W. S., Alessi B. S., Moitinho A., Lépine J. R. D., 2002, *A&A*, **389**, 871
- Diemand J., Kuhlen M., Madau P., 2007, *ApJ*, **667**, 859
- Dodelson S., 2011, *International Journal of Modern Physics D*, **20**, 2749
- Drlica-Wagner A., et al., 2015, *ApJ*, **813**, 109
- Evans N. W., Ferrer F., Sarkar S., 2004, *Phys. Rev. D*, **69**, 123501
- Fermi-LAT Collaboration Biteau J., 2018, preprint, ([arXiv:1804.08035](#))
- Gaia Collaboration et al., 2016, *A&A*, **595**, A1
- Gaia Collaboration Brown A. G. A., Vallenari A., Prusti T., de Bruijne J. H. J., Babusiaux C., Bailer-Jones C. A. L., 2018, preprint, ([arXiv:1804.09365](#))
- Garrison-Kimmel S., et al., 2017, *MNRAS*, **471**, 1709
- Gatto A., Fraternali F., Read J. I., Marinacci F., Lux H., Walch S., 2013, *MNRAS*, **433**, 2749
- Geringer-Sameth A., Walker M. G., Koushiappas S. M., Koposov S. E., Belokurov V., Torrealba G., Evans N. W., 2015, *Physical Review Letters*, **115**, 081101
- Harvey D., Massey R., Kitching T., Taylor A., Tittley E., 2015, *Science*, **347**, 1462
- Hiroshima N., Ando S., Ishiyama T., 2018, preprint, ([arXiv:1803.07691](#))
- Hogg D. W., Blanton M. R., Roweis S. T., Johnston K. V., 2005, *ApJ*, **629**, 268
- Holoien T. W.-S., Marshall P. J., Wechsler R. H., 2017, *AJ*, **153**, 249
- Hunt J. A. S., Kawata D., Grand R. J. J., Minchev I., Pasetto S., Cropper M., 2015, *MNRAS*, **450**, 2132
- Jungman G., Kamionkowski M., Griest K., 1996, *Phys. Rep.*, **267**, 195
- Kim D., Jerjen H., 2015, *ApJ*, **808**, L39
- Kim D., Jerjen H., Mackey D., Da Costa G. S., Milone A. P., 2015, *ApJ*, **804**, L44
- Klop N., Zandanel F., Hayashi K., Ando S., 2017, *Phys. Rev. D*, **95**, 123012
- Koposov S. E., Belokurov V., Torrealba G., Evans N. W., 2015, *ApJ*, **805**, 130
- Laevens B. P. M., et al., 2015a, *ApJ*, **802**, L18
- Laevens B. P. M., et al., 2015b, *ApJ*, **813**, 44
- Lake G., 1990, *Nature*, **346**, 39
- Lindgren L., et al., 2018, preprint, ([arXiv:1804.09366](#))
- Luque E., et al., 2016, *MNRAS*, **458**, 603
- Luri X., et al., 2018, preprint, ([arXiv:1804.09376](#))
- Martin N. F., et al., 2016, *MNRAS*, **458**, L59
- Mateo M. L., 1998, *ARA&A*, **36**, 435
- McConnachie A. W., 2012, *AJ*, **144**, 4
- Moliné A., SÁanchez-Conde M. A., Palomares-Ruiz S., Prada F., 2017, *Mon. Not. Roy. Astron. Soc.*, **466**, 4974
- Navarro J. F., Frenk C. S., White S. D. M., 1997, *ApJ*, **490**, 493
- Oh S.-H., de Blok W. J. G., Brinks E., Walter F., Kennicutt Jr. R. C., 2011, *AJ*, **141**, 193
- Peñarrubia J., Benson A. J., Walker M. G., Gilmore G., McConnachie A. W., Mayer L., 2010, *MNRAS*, **406**, 1290
- Planck Collaboration et al., 2016, *A&A*, **594**, A13
- Pryor C., Kormendy J., 1990, *AJ*, **100**, 127
- Read J. I., Wilkinson M. I., Evans N. W., Gilmore G., Kleya J. T., 2006, *MNRAS*, **367**, 387
- Read J. I., Iorio G., Agertz O., Fraternali F., 2017, *MNRAS*, **467**, 2019
- Rubin V. C., Ford Jr. W. K., Thonnard N., 1980, *ApJ*, **238**, 471
- Sawala T., Pihajoki P., Johansson P. H., Frenk C. S., Navarro J. F., Oman K. A., White S. D. M., 2017, *MNRAS*, **467**, 4383
- Sharma S., Bland-Hawthorn J., Johnston K. V., Binney J., 2011, *ApJ*, **730**, 3
- Silk J., Bloemen H., 1987, *ApJ*, **313**, L47
- Skordis C., Mota D. F., Ferreira P. G., Boehm C., 2006, *Physical Review Letters*, **96**, 011301
- Springel V., Frenk C. S., White S. D. M., 2006, *Nature*, **440**, 1137
- Steigman G., Dasgupta B., Beacom J. F., 2012, *Phys. Rev. D*, **86**, 023506
- Taylor M. B., 2005, in Shopbell P., Britton M., Ebert R., eds, *Astronomical Society of the Pacific Conference Series Vol. 347, Astronomical Data Analysis Software and Systems XIV*. p. 29
- Ural U., Wilkinson M. I., Read J. I., Walker M. G., 2015, *Nature Communications*, **6**, 7599
- Winter M., Zaharijas G., Bechtol K., Vandenbroucke J., 2016, *Astrophys. J.*, **832**, L6
- Xia Z.-Q., et al., 2017, *Phys. Rev. D*, **95**, 102001

This paper has been typeset from a \LaTeX file prepared by the author.