

# Decay by tunneling of Bosonic and Fermionic Tonks-Girardeau Gases

A. del Campo,<sup>\*</sup> F. Delgado,<sup>†</sup> G. García-Calderón,<sup>‡</sup> and J. G. Muga<sup>§</sup>

*Departamento de Química-Física, Universidad del País Vasco, Apdo. 644, 48080 Bilbao, Spain*

M. G. Raizen<sup>¶</sup>

*Center for Nonlinear Dynamics and Department of Physics,  
The University of Texas at Austin, Austin, Texas 78712-1081, USA*

(Dated: April 1, 2022)

We study the tunneling dynamics of bosonic and fermionic Tonks-Girardeau gases from a hard wall trap, in which one of the walls is substituted by a delta potential. Using the Fermi-Bose map, the decay of the probability to remain in the trap is studied as a function of both the number of particles and the intensity of the end-cap delta laser. The fermionic gas is shown to be a good candidate to study deviations of the non-exponential decay of the single-particle type, whereas for the bosonic case a novel regime of non-exponential decay appears due to the contributions of different resonances of the trap.

PACS numbers: 03.75.-b, 03.75.Kk, 05.30.Jp

## I. INTRODUCTION

Decay of a metastable system via tunneling is one of the most remarkable and old effects in quantum mechanics. Since Gamow's analysis of alpha decay, resonance theory, which applies to virtually all fields from particle to molecular physics, has been motivated by this phenomenon. Simple treatments examine the escape or survival of single particle wave functions in one dimensional (1D) potentials. At this level much attention has been paid to deviations from exponential decay, and Zeno or anti-Zeno effects. Also, exact results are typically available, by means of analytical models or numerically. The more complex decay of a multiparticle unstable system is treated by more sophisticated multichannel, or reactive-scattering approaches, sometimes with statistical approximations or, depending on the system and environment, in a phenomenological way, and also using mean-field approximations. In "macroscopic quantum tunneling", a macroscopic variable, such as the phase difference of the Cooper pair wave function across a Josephson junction obeys a simple tunneling equation for an effective particle subjected to dissipation [1, 2]. The effect of dissipation due to the perturbing environment has thus been extensively discussed and measured. Other macroscopic quantum tunneling effect much studied in recent times is the tunneling and decay of Bose-Einstein condensates; in particular the effect of effective atom-atom interaction and the non-linear term in the Gross-Pitaevskii mean-field approach [3, 4, 5].

Some works go beyond the mean field theory using simplified Hamiltonians [6], which is particularly relevant for few-body systems. These systems with not too many particles may still be amenable of exact treatments but will show differences from single and many-particle ones. The experimental study of few-body tunneling is a formidable prospect, as it requires initial preparation of a ground few-body Fock state, precise control over the tunneling time, and the ability to count single atoms with unit quantum efficiency. Until recently, such capabilities did not exist so that any experimental tests seemed unlikely. However recent developments now open the door for few body tunneling experiments and motivate the present work in anticipation of such results. The starting point was the development of a novel optical box trap that confines a degenerate Bose gas, together with single-atom counting [7, 8]. The same box trap was used to produce number squeezing of atoms by confining a degenerate Bose gas and controlled lowering of the walls until a final value [9]. The observed fluctuations in number were a factor of two below the Poissonian limit, but the residual noise can be accounted for by known sources of technical noise, so that these experiments are consistent with number-state production. This simple procedure, called "laser culling of atoms" has recently been analyzed theoretically, and is shown to produce atomic few-body Fock states for sufficiently slow ramp time and neglecting quantum tunneling through the barrier [10]. The latter effect can be highly suppressed by sculpting the shape of the barrier using the techniques described in [8]. The barrier width can then be reduced at a well defined time, allowing quantum tunneling to occur. This system should therefore enable the first experimental study of few body quantum tunneling in different regimes of interaction and with controlled number.

In this paper we study the decay from a trap by tunneling through a delta barrier of a few-body Tonks-Girardeau gas with the aim of obtaining exact results of a few-body decay problem for which the experimental verification is

---

<sup>\*</sup>Electronic address: qfbdeeca@ehu.es

<sup>†</sup>Electronic address: qfbdeacf@ehu.es

<sup>‡</sup>Permanent address: Instituto de Física, Universidad Nacional Autónoma de México, Apartado Postal 20 364, 01000 México, D.F., México; Electronic address: gaston@fisica.unam.mx

<sup>§</sup>Electronic address: jg.muga@ehu.es

<sup>¶</sup>Electronic address: raizen@physics.utexas.edu

in view [7, 8, 9]. In particular, we find few-body deviations from the exponential decay law. For one particle, deviations from exponential decay have been long predicted at both short and long times. Short time deviations were observed experimentally with ultracold atoms [11], whereas long time deviations have been observed very recently for the first time in dissolved organic materials [12]. A suitable system to test deviations from exponential decay at the few-body level is the bosonic Tonks-Girardeau (BTG) gas [13]. Such a gas actually mimics the fermionic behavior to minimize the strongly repulsive interaction. At low densities, the TG regime can be reached under a strong enough radial confinement [14] such that the transverse degrees of freedom are reduced to zero-point oscillations, resulting a 1D effective system. Indeed, experimental observations have already been reported [15].

As another striking example of the Fermi-Bose duality [16], the fermionic Tonks-Girardeau (FTG) gas has been described as a 1D spin-aligned fermionic gas in the limit of highly attractive interactions mediated by a 3D  $p$ -wave Feshbach resonance [17]. The FTG gas is in a sense the opposite of the BTG gas and exhibits “bosonization” because of the strong attraction.

In this work we study the tunneling dynamics of both bosonic and fermionic TG gases, initially confined in a hard wall potential. For the bosonic case, the Fermi-Bose (FB) map [13, 16, 18, 19] relates the wavefunction of  $N$  strongly interacting bosons,  $\psi_B$ , to the one of an ideal Fermi gas with all spins frozen in the same direction,  $\tilde{\psi}_F$ , where the tilde indicates the “dual”, or auxiliary system. The Fermi wavefunction, is built as a Slater determinant,

$$\tilde{\psi}_F(x_1, \dots, x_N) = \frac{1}{\sqrt{N!}} \det_{n,k=1}^N \phi_n(x_k), \quad (1)$$

where  $\phi_n(x_k)$  are the eigenstates of the trap. To account for the proper quantum statistics, the “antisymmetric unit function”

$$\mathcal{A} = \prod_{1 \leq j < k \leq N} \text{sgn}(x_k - x_j) \quad (2)$$

is introduced in such a way that

$$\psi_B(x_1, \dots, x_N) = \mathcal{A}(x_1, \dots, x_N) \tilde{\psi}_F(x_1, \dots, x_N). \quad (3)$$

In so doing,  $\psi_B(x_1, \dots, x_N)$  becomes totally symmetric under permutation of particles. Moreover, since  $\mathcal{A}$  is involutive and does not include time explicitly, for any unitary evolution it can be proved that the time-dependent density profile can be calculated as [19]

$$\begin{aligned} \rho_B(x, t) &= N \int |\psi_B(x, x_2, \dots, x_N; t)|^2 dx_2 \cdots dx_N \\ &= \sum_{n=1}^N |\phi_n(x, t)|^2. \end{aligned} \quad (4)$$

In a similar way, one can deal with the Fermionic TG (FTG) gas [17], but using now the generalized FB mapping in the opposite direction. The wavefunction of the FTG gas can be written in terms of the Hartree product describing the dual (auxiliary) system, which is now the ideal Bose gas,

$$\tilde{\psi}_B(x_1, \dots, x_N) = \prod_{i=1}^N \phi_0(x_i). \quad (5)$$

The proper symmetrization is carried out also through the antisymmetric unit function,

$$\psi_F(x_1, \dots, x_N) = \mathcal{A}(x_1, \dots, x_N) \tilde{\psi}_B(x_1, \dots, x_N), \quad (6)$$

in such a way that the density profile can be written as

$$\rho_F(x, t) = N |\phi_0(x, t)|^2. \quad (7)$$

The trap we will consider is of hard-wall kind after its experimental realization in its all-optical [20] or micro-electronic chip version [21]. These traps have recently generated much theoretical work in the field of ultracold atoms in low dimensions [22, 23, 24, 25].

## II. SINGLE EIGENMODE DYNAMICS

First of all we shall study the time evolution of the  $n$ -th eigenstate of a hard wall trap. As it is well-known they have the general form

$$\phi_n(x, t=0) = \sqrt{\frac{2}{L}} \sin\left(\frac{n\pi x}{L}\right) \chi_{[0,L]}(x), \quad (8)$$

with  $n \in \mathbb{N}$  and  $\chi_{[0,L]}(x)$  the characteristic function in  $[0, L]$ .

At time equal zero the right-wall is substituted by a delta potential,  $V(x) = \eta' \delta(x - L)$ , which is to represent a far-detuned laser from the atomic resonance, so that atomic excitation becomes negligible. This model has been recently considered to study non-exponential decay at both short and long times at the single-particle level in [26]. The time evolution of a given initial state may be written in terms of the retarded Green's function  $g(x, x'; t)$  as

$$\phi_n(x, t) = \int_0^L g(x, x'; t) \phi_n(x', 0) dx'. \quad (9)$$

Equation (9) may be calculated using an expansion in the eigenfunctions of the Hamiltonian  $\{|k^+\rangle | k \in \mathbb{R}^+\}$ , *i.e.*, the so called *physical* wave solutions,

$$\phi_n(x, t) = \int_0^\infty dk \langle x | k^+ \rangle \langle k^+ | \phi_n \rangle e^{-i\hbar k^2 t / 2m}, \quad (10)$$

$$\langle x | k^+ \rangle = \sqrt{\frac{2}{\pi}} \begin{cases} \sin(kx) / J_+(k), & x \leq L \\ (i/2) [e^{-ikx} - S(k)e^{ikx}] & , \quad x \geq L, \end{cases} \quad (11)$$

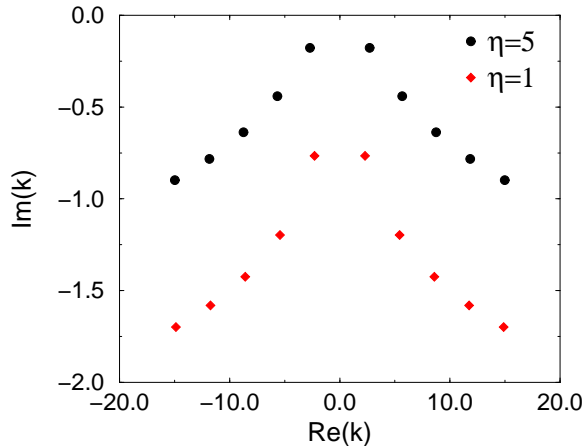


FIG. 1: Diagram on the complex  $k$ -plane of the first five resonance and anti-resonance poles of the hard-wall leaking trap at two different strengths of the end-cap laser. Here and in all figures we use dimensionless units with  $L = 1$  and  $2m = \hbar = 1$ .

where the S-matrix  $S(k) = J_-(k)/J_+(k)$ , with  $J_-(k) = J_+^*(k)$ , and the Jost function  $J_+(k)$  reads

$$J_+(k) = 1 + \frac{\eta}{2ik}(e^{2ikL} - 1). \quad (12)$$

Above and in the rest of this work we take  $k = [2mE/\hbar^2]^{1/2}$  and  $\eta = [2m/\hbar^2]\eta'$ ,  $E$  being the energy of the decaying particle and  $m$  its mass.

The position of the pole  $k_j$  of the  $S$ -matrix in the  $k$ -plane gives us information about the lifetime  $\hbar/\Gamma_j$  of the resonance and its real energy  $\mathcal{E}_j$  in the leaking trap (see Fig. 1):  $E_j = k_j^2\hbar^2/(2m) = \mathcal{E}_j - i\Gamma_j/2$ . We notice that for a weaker laser (smaller  $\eta$ ), the resonance decays faster. Besides,  $j$  is chosen so that the width of the resonance increases monotonically with it,  $j = 1$  corresponding to the longest lived resonance.

The limit  $\eta \rightarrow 0$  is an important reference corresponding to free evolution in the presence of a wall at the origin, once the endcap laser at  $x = L$  has been turned off. In such case, a fully analytical solution is available invoking the method of images [27], see a detailed study of the BTG expansion dynamics in the absence of the wall in [25].

The decay of the different eigenstates of the hard wall trap is shown in Fig. 2. It exhibits the characteristic transition to long times as an inverse power of time. The scale of the figure conceals an interesting behavior at short times, which is exhibited in Fig. 3. We observe, with exception of the first decaying state, that each state presents some characteristic oscillations at short times and then tends to decay with the same slope as the first state. Physical insight regarding this behavior may be obtained making use of the formalism of resonant states. In this representation one Laplace transforms  $g(x, x'; t)$  in Eq. (9) into the complex  $k$ -plane to exploit the ana-

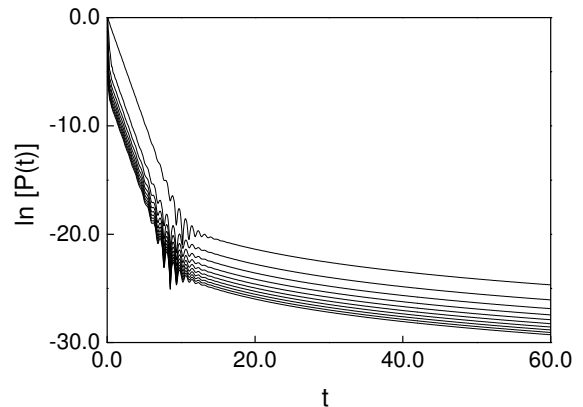


FIG. 2: Single particle nonescape probability exhibiting the long time nonexponential behavior for the first ten eigenstates of the hard wall trap, tunneling through a delta potential with  $\eta = 5$ . From top to bottom:  $n = 1, \dots, 10$ .

lytical properties of the corresponding outgoing Green's function  $G^+(x, x'; k)$  [28]. This leads to an alternative expression to Eq. (11), namely,

$$\begin{aligned} \phi_n(x, t) &= \sum_{j=1}^{\infty} c_j(n) u_j(x) e^{-i\hbar k_j^2 t / 2m} + \\ &\frac{i}{\pi} \int_0^L \phi_n(x', 0) dx' \int_{C_L} G^+(x, x'; k) e^{-i\hbar k^2 t / 2m} k dk, \end{aligned} \quad (13)$$

where the sum runs over the so called proper complex poles *i.e.*, those on the fourth quadrant of the complex  $k$ -plane with  $\text{Re}(k_j) > |\text{Im}(k_j)|$ ; the  $u_j$ 's obey outgoing boundary conditions at  $x = L$  and satisfy the Schrödinger equation with complex eigenvalues  $E_j = \mathcal{E}_j - i\Gamma_j/2$ ; the coefficients  $c_j(n)$  give the overlap of the initial state  $\phi_n$  with the resonant states  $u_j$  of the problem, namely,  $c_j(n) = \int_0^L \phi_n(x, 0) u_j(x) dx$ ; the integral term involving  $G^+(x, x'; k)$  stands for the non-exponential contribution, which in general may be neglected except at ultrashort or very long times. The path  $C_L$  of the integral is chosen, without loss of generality, as a straight line 45 degrees off the real  $k$ -axis along the complex  $k$ -plane passing through the origin  $k = 0$  [28].

The nonescape probability is defined as

$$P_n(t) = \int_0^L |\phi_n(x, t)|^2 dx, \quad (14)$$

(to be distinguished from the “survival probability”  $|\langle \phi_n(t) | \phi_n(0) \rangle|^2$ , which is harder to measure). Using the exponential contribution to Eq. (13) into Eq. (14) yields

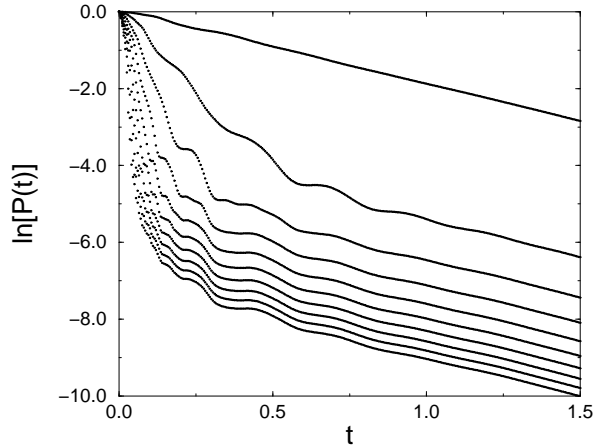


FIG. 3: Single particle nonescape probability for the first ten eigenstates of the hard wall trap, tunneling through a delta potential with  $\eta = 5$  at short times. From top to bottom:  $n = 1, \dots, 10$ .

the nonescape probability for each decaying eigenstate as

$$P_n^{exp}(t) = \sum_{s,j} c_j(n) c_s^*(n) I_{js} e^{-i(\mathcal{E}_j - \mathcal{E}_s)t/\hbar} e^{-(\Gamma_j + \Gamma_s)t/2\hbar}, \quad (15)$$

where  $I_{js} = \int_0^L u_j(x) u_s^*(x) dx$ . The exponential term in Eq. (15), with  $N = n$ , reproduces very well the regime depicted in Fig. 3. It reflects a transient regime where each eigenstate  $\phi_n$  makes eventually a transition into the longest lived eigenstate ( $j = 1$ ). As shown in Fig. 2, after the exponential regime, it follows the long time  $t^{-3}$  inverse power law governed by the integral contribution to Eq. (13). Standard asymptotic analysis gives the result

$$P_n^{long}(t) = \left(\frac{2m}{\hbar}\right)^3 \frac{L^3}{12\pi(1 + \eta L)^4} \frac{\mathcal{C}^2(n)}{t^3}, \quad (16)$$

where  $\mathcal{C}(n) = \int_0^L \phi_n(x, 0) x dx = L\sqrt{2L}(-1)^n/(n\pi)$ . Clearly the transients in the transition from exponential to nonexponential behavior observed in Fig. 2 originate from the interference between the exponential and long time expressions of  $\phi_n(x, t)$ . The transition may be displaced to earlier times and made more easily observable by decreasing the ratio  $R = \mathcal{E}_1/\Gamma_1$  of the longest lived resonance [29, 30].

### III. TONKS-GIRARDEAU GAS

We next generalize the notion of nonescape probability to a few particle system, associating it with the average number of particles within the trap at a given time,

$$N_T(t) = \int_0^L dx \rho(x, t), \quad (17)$$

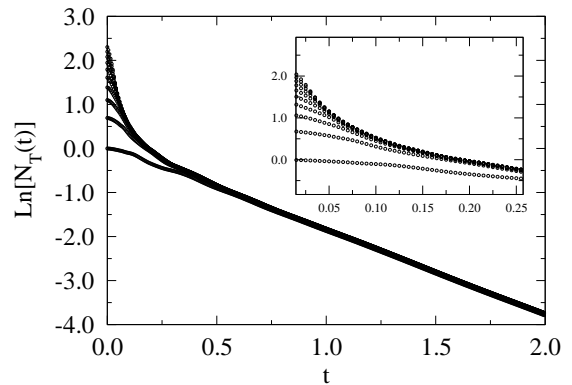


FIG. 4: Logarithm of the average number of particles within the trap for a BTG gas as a function of time, for different values of the total number of particles. From top to bottom,  $N = 1, \dots, 10$  with  $\eta = 5$ . The curve for the FTG gas of  $N$ -particles is obtained by shifting up the  $N = 1$  BTG gas curve (single-particle case) by  $\ln N$ .

where  $\rho(x, t)$  is the density normalized to the total number of particles  $N$ . The nonescape probability per particle thus becomes  $P(t) = N_T/N$ . From this definition it is clear that for the FTG gas,  $P(t)$  is identical to the single particle nonescape probability associated with the ground state of the trap. However, this means that the total signal is enhanced by a factor corresponding to the number of particles, a key advantage for the experimental study of deviations from the exponential decay law. In other words,  $\ln N_T$  for an  $N$ -particle FTG gas in its ground state, is obtained by shifting upwards the curve for  $n = 1$  in Figs. 2 or 3 by  $\ln N$ .

More remarkable yet, the BTG gas exhibits novel few-body decay features. In particular, a new regime of non-exponential decay arises from the sum of contributions of the single particle exponentials. Figure 4 shows that, for the BTG gas, the higher the number of particles the faster is the tunneling rate and, as a result of the different energy contributions, the short time dependence is affected.

The effect of the end-cap laser intensity can be simulated by varying  $\eta$ . In so doing, we have learnt that the resonance poles shift towards the real axis in the  $k$ -plane for increasing  $\eta$ , see Fig. 1. For vanishing  $\eta$ , even for the single particle case, and therefore the FTG gas, there is no reason to expect exponential decay since the potential is not a trap any more and there are no resonances.

This behavior is shown in Fig. 5. For a given  $\eta$ , a clear difference between BTG and FTG gases is the decay rate, which is larger for the former at short times, a direct consequence of the different ground state energy for both systems, namely,

$$E_{BTG} = \hbar^2 \pi^2 N(N+1)(2N+1)/(12mL^2)$$

and

$$E_{FTG} = \hbar^2 \pi^2 N/(2mL^2).$$

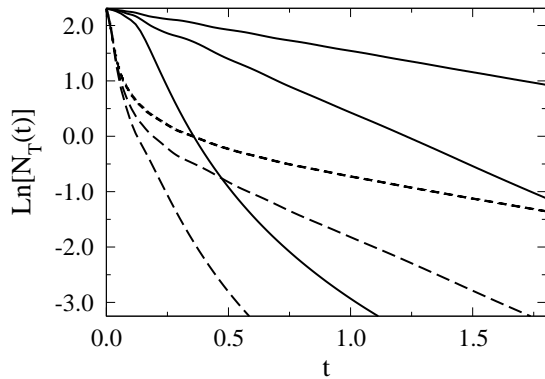


FIG. 5: Logarithm of the average number of particles in the trap for a BTG gas (dashed lines) and FTG gas (continuous lines) of 10 particles for different intensities of the end-cap laser (for both cases, from top to bottom  $\eta = 10, 5, 0$ ).

However, the high resonance contributions eventually diminish, and the rates become finally equal being governed by the longest lived resonance, deep into the purely (single) exponential regime. Notice that at short times, the decay is dominated by high energy components and it is essentially independent of the strength of the delta potential. Moreover, at short times the non-exponential deviation is concave-up for the BTG system and concave-down for the fermionic case.

Regarding the long time behavior, it follows from Eq. (16) that  $N_T(t) = NP_0(t)$  for the FTG gas exhibits the  $1/t^3$  dependence. This is also the case for BTG gas where [31]

$$N_T(t) = \sum_{n=1}^N P_n(t) \propto \sum_{n=1}^N \frac{\mathcal{C}^2(n)}{t^3}. \quad (18)$$

This result guarantees that the generalization for our few-body systems of the dwell time (the average time spent by a particle in a spatial region) is possible, being a meaningful finite quantity [32].

In conclusion, we have studied exactly two related few-body tunneling problems, namely, that of bosonic and fermionic TG gases. The FTG gas has been pointed out as a good system to observe long time deviations from exponential decay because of the strength of the signal, proportional to the number of particles. The recent first measurement of long time deviations [12] is based on the important effect of the environment in organic molecules

in solution, so that the deviation for “pure”, isolated systems remains to be observed [30]. For the bosonic case a new deviation of the exponential decay appears, which can be understood as a sum of  $N$  single-particle contributions.

It is still an experimental challenge to get to the strong TG limit in a flat box, the main limiting factor being the confinement in transverse directions. Assuming, according to Reichel and Thywissen [33], a “maximal practical value” of transversal frequency of 1 MHz,  $N = 10$ , a box of  $10\mu\text{m}$ , and the constants for rubidium 87 (scattering length  $a \approx 5$  nm), the ratio  $\alpha$  of interaction energy to the potential energy is  $\alpha \approx 440$ , whereas the ratio of chemical potential to the kinetic energy is  $\gamma \approx 88$ , see [33]. For rubidium 85 at a Feshbach resonance the scattering length,  $\alpha$  and  $\gamma$  may increase by a factor of 100 [34], making optical traps a viable alternative to magnetic confinement. These values point out at a TG gas regime not too far away from current capabilities, but the actual implementation may still be difficult also because of the need for accurate single atom detection.

We may in any case expect that reaching a strict TG regime is not absolutely essential to find interesting few-body decay effects. The upshot of our analysis is that for the few-body ground state of the box, the BTG gas exhibits maximal deviations from the exponential law at short times, whereas they are completely absent in the FTG gas or ideal Bose gas. The behaviour between the ideal Bose gas and BTG gas could be smoothly extrapolated by increasing the effective interactions [35]. Moreover, the Bose-Fermi duality [16] opens up the possibility of observing experimentally such effects in a wider class of systems.

## Acknowledgments

This work has been supported by Ministerio de Educación y Ciencia (BFM2003-01003), and UPV-EHU (00039.310-15968/2004). A. C. acknowledges financial support by the Basque Government (BFI04.479) and G. G-C. the financial support of El Ministerio de Educación y Ciencia (SAB2004-0010). M. G. R. acknowledges support from NSF, the R. A. Welch Foundation, and the S. W. Richardson Foundation and the US Office of Naval Research, Quantum Optics Initiative, Grant N0014-04-1-0336.

- 
- [1] A.O. Caldeira and A.J. Leggett, *Ann. Phys.* **149**, 374 (1983).  
 [2] M. H. Devoret, J. M. Martinis, and J. Clarke, *Phys. Rev. Lett.* **55**, 1908 (1985).  
 [3] M. Ueda and A. J. Leggett, *Phys. Rev. Lett.* **80**, 1576

- (1998).  
 [4] L. Salasnich, A. Parola, and L. Reatto, *Phys. Rev. A* **64**, 0236011 (2001).  
 [5] L. D. Carr, M. J. Holland, and B. A. Malomed, *J. Phys. B: At. Mol. Opt. Phys.* **38**, 3217 (2005).

- [6] A. Eckardt *et al.*, cond-mat/0601018 (2006).
- [7] T. P. Meyrath, F. Schreck, J. L. Hanssen, C.-S. Chuu, and M. G. Raizen, *Optics Express* **13**, 2843 (2005).
- [8] T. P. Meyrath, F. Schreck, J. L. Hanssen, C.-S. Chuu, and M. G. Raizen, *Phys. Rev. A* **71**, 041604 (R) (2005).
- [9] C.-S. Chuu, F. Schreck, T. P. Meyrath, J. L. Hanssen, G. N. Price, and M. G. Raizen, *Phys. Rev. Lett.* **95**, 260403 (2005).
- [10] A. M. Dudarev, Q. Niu, and M. G. Raizen, in preparation.
- [11] S. Wilkinson *et al.*, *Nature* **387** 575, (1997).
- [12] C. Rothe, S. I. Hintschich, and A. P. Monkman, *Phys. Rev. Lett.* **96**, 163601 (2006).
- [13] M. Girardeau, *J. Math. Phys.* **1**, 516, (1960).
- [14] M. Olshanii, *Phys. Rev. Lett.* **81**, 938, (1998); V. Dunjko, V. Lorent, and M. Olshanii, *ibid* **86**, 5413 (2001).
- [15] B. Paredes *et al* *Nature* (London) **429**, 227 (2004); T. Kinoshita *et al.*, *Science* **305**, 1125 (2004).
- [16] T. Cheon and T. Shigehara, *Phys. Rev. Lett.* **82**, 2536 (1999).
- [17] B. E. Granger, and D. Blume, *Phys. Rev. Lett.* **92**, 133202 (2004); M. D. Girardeau and M. Olshanii, *Phys. Rev. A* **70**, 023608 (2004); M. D. Girardeau, H. Nguyen, and M. Olshanii, *Opt. Comm.* **243**, 3 (2004); M. D. Girardeau and E. M. Wright, *Phys. Rev. Lett.* **95**, 010406 (2005).
- [18] V. I. Yukalov and M. D. Girardeau, *Laser Phys. Lett* **2**, 375 (2005).
- [19] M. D. Girardeau and E. M. Wright, *Phys. Rev. Lett.* **84**, 5691 (2000).
- [20] T. P. Meyrath, F. Schreck, J. L. Hanssen, C.-S. Chuu, and M. G. Raizen, *Phys. Rev. A* **R71**, 041604 (2005).
- [21] W. Hänsel *et al.*, *Nature* **413**, 498 (2001).
- [22] M. Gaudin, *Phys. Rev. A* **4**, 386 (1971).
- [23] M. A. Cazalilla, *Europhys. Lett.* **59**, 793 (2002); M. A. Cazalilla, *J. Phys. B* **37**, S1 (2004).
- [24] M. T. Batchelor *et al.*, *J. Phys. A* **38**, 7787 (2005).
- [25] A. del Campo, and J. G. Muga, *Europhys. Lett.*, accepted; cond-mat/0511747 (2005).
- [26] J. G. Muga, F. Delgado, A. del Campo, and G. García-Calderón, *Phys. Rev. A* (2006), accepted; quant-ph/0512194 (2005)
- [27] M. Kleber, *Phys. Reports* **236**, 331 (1994)
- [28] G. García-Calderón, J. L. Mateos, and M. Moshinsky, *Phys. Rev.Lett.* **74**, 337 (1995); G. García-Calderón, J. L. Mateos and M. Moshinsky, *Phys. Rev.Lett.* **90**, 028902 (2003).
- [29] T.Jittoh, S. Matsumoto, J. Sato, Y. Sato, and K. Takeda, *Phys. Rev. A* **71**, 012109 (2005).
- [30] G. García-Calderón and J. Villavicencio, quant-ph/0605109.
- [31] The time scale for which the asymptotic form in Eq. 16 occurs is given by its intersection with the exponential term associated with the first resonance.
- [32] J. G. Muga, V. Delgado, and, R. F. Snider, *Phys. Rev. B* **52**, 16381 (1995).
- [33] J. Reichel and J. H. Thywissen, *J. Phys. IV* **116**, 265 (2004).
- [34] S. L. Cornish, N. R. Claussen, J. L. Roberts, E. A. Cornell, and C. E. Wieman, *Phys. Rev. Lett.* **85**, 1795 (2000).
- [35] Y. Hao, Y. Zhang, J.-Q. Liang, and S. Chen, cond-mat/0602483