

Suppression of Zeno effect for distant detectors

F. Delgado,^{1,2,*} J. G. Muga,^{2,†} and G. García-Calderón^{2,‡}

¹*Departamento de Física Básica, Universidad de La Laguna, La Laguna, Tenerife, Spain*

²*Departamento de Química-Física, Universidad del País Vasco, Apdo. 644, 48080 Bilbao, Spain*
(Dated: April 1, 2022)

We describe the influence of continuous measurement in a decaying system and the role of the distance from the detector to the initial location of the system. The detector is modeled first by a step absorbing potential. For a close and strong detector, the decay rate of the system is reduced; weaker detectors do not modify the exponential decay rate but suppress the long-time deviations above a coupling threshold. Nevertheless, these perturbing effects of measurement disappear by increasing the distance between the initial state and the detector, as well as by improving the efficiency of the detector.

PACS numbers: 03.65.Xp, 03.65.Ta, 03.65.Nk

I. INTRODUCTION

The decay of unstable quantum states is an ubiquitous process in virtually all fields of physics and energy ranges, from particle and nuclear physics to condensed matter, or atomic and molecular science. The exponential decay, by far the most common type, is surrounded by deviations at short and long times [1, 2]. The short-time deviations have been much discussed, in particular in connection with the Zeno effect [3, 4, 5] and the anti-Zeno effect [6, 7, 8, 9]. Experimental observations of short [10, 11] and long [12] time deviations are very recent. A difficulty for the experimental verification of long-time deviations has been the weakness of the decaying signal [13], but also the measurement itself may be responsible, because of the suppression of the initial state reconstruction [2, 14].

It was soon recognized that the measurement could perturb in an important way the dynamics, not only at long times but also at short times, and that even the rate of exponential decay in the intermediate regime could be affected [2]. A related and interesting issue is the *quantum Zeno paradox*: repeated instantaneous measurements over a decaying system freeze the decay as the period tends to zero, if the projection postulate is applied. The same conclusions hold in some limits when “quantum measurement theory”, which incorporates the measuring apparatus or part of it in the theoretical model [15, 16, 17, 18], is used for describing generalized (non-instantaneous and non-ideal) measurements. Several works have analyzed the conditions for the existence of Zeno and anti-Zeno effects in unstable system from the point of view of the spectral properties of the response function of the detector [18, 19, 20]. For a detailed discussion about quantum Zeno and anti-Zeno effects in

a generalized sense (i.e., the slowdown or speedup of the decay for generalized measurements including continuous ones), see a complete review by K. Koshino and A. Shimizu [18].

A still controversial and rather crucial question is: how is the decay affected by the distance between detector and system in indirect measurements? [18, 21, 22, 23, 24, 25, 26, 27, 28]. Home and Whitaker in their conceptual analysis of the Zeno effect [21], considered that the only really paradoxical point is that the system is predicted to have its decay affected by a detector at a macroscopic distance. Indeed, a common sense expectation is that separating the detector from the initial location of the system will soften the perturbing effects of measurement, making the Zeno effect eventually irrelevant, but the results based on some measurement models showing this fact have been disputed [24, 26, 27], and the need for more work has been stated to arrive at more definite conclusions [18].

In the present letter the decaying particle is initially localized within an interaction potential region, and the effect of the “continuous” detection is modeled by an imaginary absorbing potential which accounts for the passage from the initial channel to some other channels which are not represented explicitly [29]. A physical system that may be represented in this way is an atom detected by the fluorescence induced by an on-resonance laser beam. The absorbing potential becomes, in the laser region and in a small lifetime limit, $-i\hbar\Omega^2/2\Gamma$, where Ω is the Rabi frequency and Γ the inverse of the life time [30]. In this case, the wave function describes undetected atoms, and every detected atom (by the first spontaneous photon detection) ceases to be part of the statistical ensemble associated with the wave function. Moreover, the rate of norm loss becomes equal to the detection rate [32]. Two helpful approximations for an analytical treatment are a sharply defined beam edge, and the substitution of the actual beam width by a semi-infinite potential [30]. The physical validity of this approximation was studied in [31], and requires that the penetration length of the undetected atom amplitude be smaller than the laser beam width. This condition and the production of sharp borders are well within the scope of current ultra-cold atom

*Electronic address: qfbdeacf@lg.ehu.es

†Electronic address: jg.muga@ehu.es

‡Permanent address: Instituto de Física, Universidad Nacional Autónoma de México, Apartado Postal 20 364, 01000 México, D.F., México; Electronic address: gaston@fisica.unam.mx

experiments.

We shall describe the main effects of the absorption (or, as discussed previously, detection), in the decay process of a quantum system. In particular, we will show that the slowdown of the decay, i.e. the generalized Zeno effect, disappears when the distance to the detector is increased. We shall also analyze the suppression of the deviations from exponential decay at long times as a function of the strength and quality of the absorber and the influence of the “observation distance”.

II. MODEL

Let us consider a one-dimensional system described by the following (dimensionless) Hamiltonian

$$H = -\frac{\partial^2}{\partial x^2} + \eta\delta(x-1) - iV_c\Theta(x-\Delta), \quad x \geq 0, \quad (1)$$

where Θ is the Heaviside function, Δ is the position of the detector edge, $\eta > 0$ and $V_c \geq 0$ as corresponds to absorption. The norm in the absorbing region, for the atom at rest, would decay with a lifetime, or response time of the detector, $1/2V_c$. Because of the position dependence, however, a very large V_c leads to reflection without detection. Boundary effects can be to a large extent avoided, as we shall see below, with an adequate shaping of the potential [29].

We assume that the initial state at $t = 0$ is the ground state of an infinite well between $x = 0$ and $x = 1$, namely,

$$\psi(x, 0) = \sqrt{2} \sin(\pi x) \Theta(x) \Theta(1-x). \quad (2)$$

Hence, the system evolves with time according to the non-hermitian Hamiltonian of Eq. (1), $\psi(t) = e^{-iHt}\psi(0)$. The survival amplitude, defined as $A(t) = \langle \psi(0) | \psi(t) \rangle$, may be written in term of the eigenstates forming a biorthogonal basis [33],

$$A(t) = \sum_{l=1}^{N_{loc}} \mathcal{C}_l \hat{\mathcal{C}}_l e^{-iE_l t} + \int_0^\infty f(q) e^{-i(q^2 - iV_c)t} dq, \quad (3)$$

where $\mathcal{C}_l = \langle \psi_0 | u_l \rangle$, $\hat{\mathcal{C}}_l = \langle \hat{u}_l | \psi_0 \rangle$, $f(q) = \langle \psi_0 | \phi_q \rangle \langle \hat{\phi}_q | \psi_0 \rangle$, and $|u_l\rangle$ and $|\hat{u}_l\rangle$ are, respectively, right and left localized eigenstates obeying

$$H|u_l\rangle = E_l|u_l\rangle = k_l^2|u_l\rangle, \quad (4)$$

$$\langle \hat{u}_l | H = E_l \langle \hat{u}_l | = k_l^2 \langle \hat{u}_l |, \quad (5)$$

$$\langle u_l | \hat{u}_j \rangle = \delta_{l,j}, \quad (6)$$

$\delta_{l,j}$ being the Kronecker delta and N_{loc} the total number of localized, (Kronecker) normalizable states. The

continuum eigenstates appearing above, $|\phi_q\rangle$ and $|\hat{\phi}_q\rangle$, satisfy

$$H|\phi_q\rangle = E_q|\phi_q\rangle = (q^2 - iV_c)|\phi_q\rangle, \quad (7)$$

$$\langle \hat{\phi}_q | H = E_q \langle \hat{\phi}_q | = (q^2 - iV_c) \langle \hat{\phi}_q |, \quad (8)$$

$$\langle \phi_q | \hat{\phi}_{q'} \rangle = \delta(q - q'). \quad (9)$$

Note that $|\phi_q\rangle$ and its corresponding biorthogonal partner are not usual scattering states because the exterior region is not free from interaction ($V(x) \neq 0$ when $x \rightarrow \infty$). However, the potential is constant there and this enables us to write the solution in the external region in terms of an \mathcal{S} matrix,

$$\phi_q(x) = \frac{1}{(2\pi)^{1/2}} \begin{cases} C_1 \sin kx, & 0 \leq x \leq 1 \\ Ae^{ikx} + Be^{-ikx}, & 1 \leq x \leq \Delta \\ e^{-iqx} - \mathcal{S}(q)e^{iqx}, & x \geq \Delta \end{cases} \quad (10)$$

where $k = (q^2 - iV_c)^{1/2}$ is the wavenumber inside, q the wavenumber outside, and C_1 , A , B , and \mathcal{S} are obtained from the matching conditions at $x = 1$ and $x = \Delta$. For scattering-like solutions, q is positive. Note the two branch points of k in the complex q plane. We shall take the branch cut joining these points. Similarly, the root in $q = (k^2 + iV_c)^{1/2}$ is defined with a branch cut joining the two branch points in the k plane. In contrast to scattering-like states of the continuum, localized states are characterized by a complex q with positive imaginary part.

III. RESULTS

We shall start analyzing the effects of detection when the detector is placed close to the unstable system, at $\Delta = 1$. We have chosen $\eta = 5$ to facilitate the calculations since small values of η lead to smaller lifetimes and a badly defined exponential regime whereas, by contrast, large values of η are associated with long lifetimes and well defined (narrow and isolated) resonances, but the numerical integration of Eq. (3) is much more complicated.

In Figs. 1 and 2, we have plotted the logarithm of the survival probability, $S(t) = |A(t)|^2$, versus time for different values of the complex absorbing potential V_c . For increasing V_c , below a threshold, there is a continuous shift to higher values of the transition time, t_{tran} , which marks the passage from the exponential dominated regime to the final non-exponential decay. Beyond the threshold value, $V_c^{thre} \approx 0.926$, the decay does not present apparently any deviation from the exponential decay.

A quantitative approximation to $S(t)$ helps to understand these effects: Let q_r be the resonance with the longest lifetime and let us assume that it is narrow and isolated. If the rest of the resonances have already decayed, for weak enough absorption, i.e., $N_{loc} = 0$, the

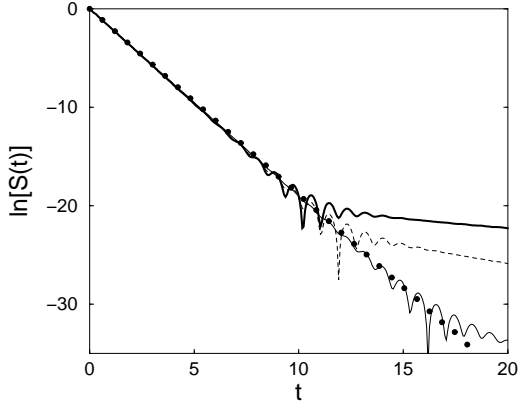


FIG. 1: $\ln[S(t)]$ for different absorptive step potentials, see Eq. (1). $V_c = 0$ (thick solid line), 0.1 (dashed line), 0.3 (thin solid line) and 0.5 (dots). $\Delta = 1$ and $\eta = 5$.

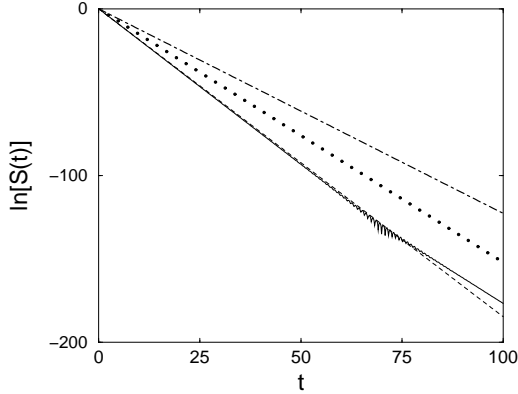


FIG. 2: $\ln[S(t)]$ for stronger absorptive potentials (compared to Fig. 1): $V_c = 0.75$ (solid line, still with a visible long-time deviation), 1 (dashed line), 10 (dots) and 100 (dotted-dashed line). $\Delta = 1$ and $\eta = 5$, as in Fig. 1.

integral of Eq. (3) can be approximated, by using an appropriate contour deformation in the complex q plane, by the residue corresponding to the first resonance plus a saddle contribution,

$$A(t) \approx -2\pi i \text{Res}[f(q)]_{q=q_r} e^{-i\mathcal{E}_r t} e^{-\Gamma_r t/2} - \frac{\sqrt{\pi i}}{8} \ddot{f}(0) e^{-V_c t} \frac{1}{t^{3/2}}, \quad (11)$$

where \mathcal{E}_r represents the energy of the decaying particle, Γ_r the corresponding decaying width and $\ddot{f}(0) = [d^2 f(q)/dq^2]_{q=0}$. The second term is responsible for the deviation from the exponential decay in $S(t)$. The novelty with respect to the non-absorption case, $V_c = 0$, is that the deviation is not given by a purely algebraic term: the usual algebraic dependence is multiplied by the exponentially decaying factor $\exp(-V_c t)$. By increasing V_c , the deviation term decays more and more rapidly until,

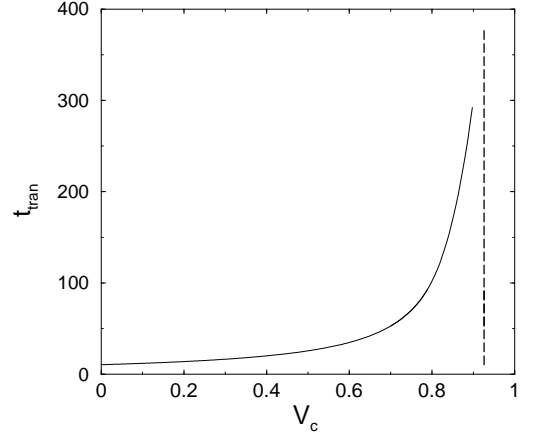


FIG. 3: Transition time t_{tran} versus V_c for $\eta = 5$ and $\Delta = 1$. The critical value V_c^{thre} is marked with a vertical dashed line.

at threshold, *i.e.*, $\Gamma_r = V_c$, the deviation decays faster than the residue term. This threshold value corresponds exactly to the passage from a resonance to a localized, normalizable state with purely exponential decay. While for $V_c < V_c^{thre}$, the dominant term at long times is the saddle contribution (proportional to $\exp(-V_c t) t^{-3/2}$), in the opposite case, $V_c > V_c^{thre}$, the decay is purely exponential, see Fig. 2, and the dominant contribution comes from the discrete part of the spectrum. This peculiar behavior can be also observed in the divergence of t_{tran} versus V_c at V_c^{thre} , see Fig. 3. If the absorption is increased further, see Fig. 2, the decay rate decreases, an evidence of a generalized Zeno effect.

We shall next examine how the above perturbing effects of measurement are affected by the distance to the absorber. In Fig. 4 we show the dependence of $\ln[S(t)]$ with Δ for $V_c = 100$, compared to the reference case $V_c = 0$. For $\Delta = 1$, the decay is slowed down with respect to the exponential decay for $V_c = 0$, as in the cases shown in Fig. 2. A small increase of the distance to $\Delta = 2$ leads, perhaps counter-intuitively, to an even slower exponential decay, but only after an oscillatory transient at short times. This is explained by the approach of a second pole and their mutual interference. By increasing Δ the poles move closer and closer to each other and a simple analysis in terms of one or few poles becomes soon impossible. For larger values of Δ the Zeno effect disappears, namely, the exponential decay rate is, at least initially, the same as for $V_c = 0$, and the transition time t_{tran} separating the exponential decay region and the long-time deviation increases with Δ , and approaches the transition time for $V_c = 0$. Beyond the time region in which the curves with and without absorption agree, there are some important oscillations in $\ln[S(t)]$, and a return to the initial state due to the reflectivity at low energies of the sharply edged detector model. To show the importance of the detector quality we have also used a better absorber, namely, the potential proposed

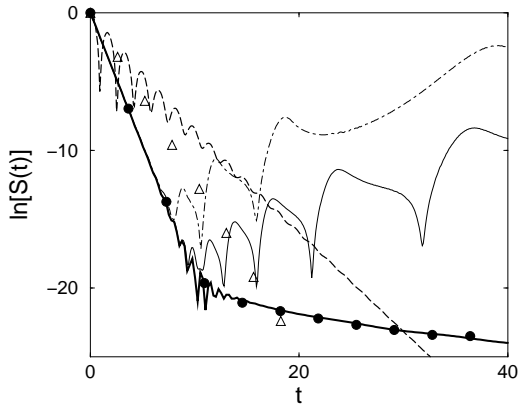


FIG. 4: $\ln[S(t)]$ versus time for $\eta = 5$, $V_c = 100$, and different values of Δ : 1 (triangles), 2 (thick dashed line), 100 (dotted-dashed line) and 200 (thin solid line). The reference curve for $V_c = 0$ (thick solid line) is also shown. The dots correspond to a better detector placed at $\Delta = 100$, see Eq. (12) and related text, with $E_{min} = 0.003$ and $L = 100$.

by Manolopoulos [29, 34],

$$V^M(x) = -iE_{min}\Theta(x - \Delta)\vartheta\left[\frac{c(x - \Delta)}{L}\right], \quad (12)$$

where L is the absorption width and

$$\vartheta(X) = aX - bX^3 + \frac{4}{(c - X)^2} - \frac{4}{(c + X)^2},$$

with $a \approx 0.11245$, $b \approx 8.28772 \times 10^{-3}$ and $c \approx 2.62206$. For this new model, the survival probability curves (an example is shown in Fig. 4), fit to the unperturbed curve for a longer time and the back-reaction of the measurement apparatus on the system is much reduced.

A. Absence of anti-Zeno effect

The exponential decay for the values of V_c chosen in Figs. 2 and 4 is slower than for $V_c = 0$. We have carried out a more systematic calculation, sweeping continuously over V_c : Fig. 5 shows the lifetime of the dominant exponential decay versus V_c and clearly no anti-Zeno effect is observed. This may appear contradictory with the fact that the survival probability for the case $V_c = 0$ decays indeed faster than purely exponential decay in several time spans, see Fig. 6. In more detail, continuous measurements are usually related to repeated instantaneous measurements of period δt by means of Schulman's relation $\delta t = 4/\tau_0$ [35], where τ_0 is the response time of the apparatus. Since in the time regions of faster decay, the anti-Zeno effect occurs with repeated instantaneous measurements [9], this relation suggests that the continuous measurement should lead to an anti-Zeno effect for some value of the interaction. That this is not the case shows

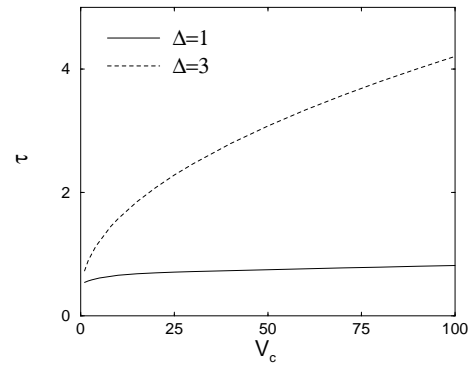


FIG. 5: Monotonic increase of the lifetime versus V_c for $\eta = 5$ and two detector distances.

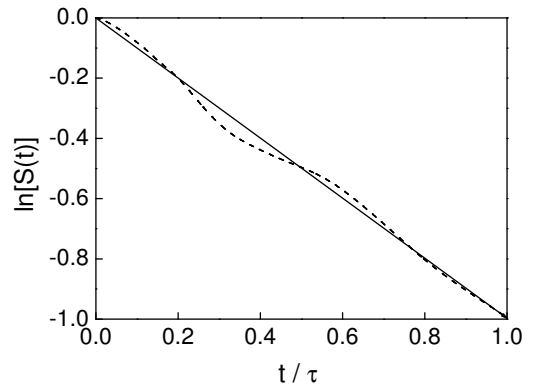


FIG. 6: Behaviour of the survival probability versus time in units of the lifetime τ at short times for $\eta = 1$ and $V_c = 0$ (dashed-line). The continuous line exhibits, for comparison, pure exponential decay

that Schulman's relation is not directly applicable in this model. This is because the model Hamiltonian considered by Schulman [35] and ours have different forms and parameters, in particular there is no x , Δ or λ dependency in [35], where a two channel model is considered, whereas ours refers to a one channel treatment.

IV. CONCLUDING REMARKS

We have studied the influence of the detector, modeled by a “step” negative imaginary potential, in an unstable decaying system. One of the effects of absorption is the suppression of the deviations from exponential decay at long times, but only above a critical value of the absorption potential and if it occurs close to the system. The slowdown of the decay rate for strong absorption (Zeno effect) and its dependence with the distance to the absorber have also been examined: the change in the decay

rate due to the continuous measurement is washed out by increasing the distance to the detector. The perturbing effects of measurement are also reduced by more efficient, reflectionless detectors.

Acknowledgments

This work has been supported by Ministerio de Educación y Ciencia (BFM2003-01003), and UPV-EHU

(00039.310-15968/2004). G. G-C. acknowledges partial financial support from El Ministerio de Educación y Ciencia, Spain, under grant No. SAB2004-0010.

-
- [1] L. A. Khal'fin, *Zurn. Eksp. Teor. Fiz.* **33**, 1371 (1957), English translation: *Sov. Phys. JETP* 6 1053 (1958).
 - [2] L. Fonda and G. C. Ghirardi, *Il Nuovo Cimento* **7A**, 180 (1972).
 - [3] B. Misra and E. C. G. Sudarshan, *J. Math. Phys.* **18**, 756 (1977).
 - [4] C. B. Chiu, E. C. G. Sudarshan, and B. Misra, *Phys. Rev. D* **16**, 520 (1977).
 - [5] J. J. Sakurai, *Modern Quantum Mechanics* (Addison-Wesley, Reading, MA, 1994).
 - [6] W. C. Schieve, L. P. Horwitz, and J. Levitan, *Phys. Lett. A* **136**, 264 (1989).
 - [7] A. G. Kofman and G. Kurizki, *Phys. Rev. A* **54**, R3750 (1996).
 - [8] A. G. Kofman and G. Kurizki, *Nature (London)* **405**, 546 (2000).
 - [9] P. Facchi, H. Nakazato, and S. Pascazio, *Phys. Rev. Lett.* **86**, 2699 (2001).
 - [10] S. R. Wilkinson, C. F. Bharucha, M. C. Fischer, K.W. Madison, P. R. Morrow, Q. Niu, B. Sundaram, and M. G. Raizen, *Nature (London)* **387**, 575 (1997).
 - [11] M. C. Fischer, B. Gutiérrez-Medina, and M. G. Raizen, *Phys. Rev. Lett.* **87**, 040402 (2001).
 - [12] C. Rothe, S. I. Hintschich, and A. P. Monkman, *Phys. Rev. Lett.* **96**, 163601 (2006).
 - [13] G. García-Calderón, V. Riquer, and R. Romo, *J. Phys. A* **34**, 4155 (2001).
 - [14] J. G. Muga, F. Delgado, A. del Campo, and G. García-Calderón, *Phys. Rev. A* **73**, 052112 (2006).
 - [15] J. von Neumann, *Die Mathematische Grundlangen der Quantenmechanik*, Springer, Berlin, 1932.
 - [16] L.D. Landau, R. Peierls, *Z. Phys.* **69**, 56 (1931).
 - [17] M. Ozawa, *Phys. Rev. A* **67**, 042105 (2003).
 - [18] K. Koshino and A. Shimizu, *Phys. Reports* **412**, 191 (2005).
 - [19] A. Shaji, *J. Phys. A: Math. Gen.* **37**, 11285 (2004).
 - [20] B. Elattari and S. A. Gurvitz, *Phys. Rev. A* **62**, 032102 (2000).
 - [21] D. Home and A. Whitaker, *Annals of Physics* **258**, 237 (1997).
 - [22] M. Hotta and M. Morikawa, *Phys. Rev. A* **69**, 052114 (2004).
 - [23] M. G. Makris and P. Lambropoulos, *Phys. Rev. A* **70**, 044101 (2004).
 - [24] S. Wallentowitz and P. E. Toschek, *Phys. Rev. A* **72**, 046101 (2005).
 - [25] M. Ozawa, quant-ph/0603030.
 - [26] B. Crosigni and D. di Porto, *Nuovo Cimento B* **109**, 555 (1994);
 - [27] B. Crosigni and D. di Porto, *Europhys. Lett.* **35**, 165 (1996); **39**, 233 (1997).
 - [28] L. C. Ryff, *Eurphys. Lett.* **39**, 231 (1997).
 - [29] J. G. Muga, J. P. Palao, B. Navarro, and I. L. Egusquiza, *Phys. Rep.* **395**, 357 (2004).
 - [30] A. Ruschhaupt, J. A. Damborenea, B. Navarro, J. G. Muga, and G. C. Hegerfeldt, *Eur. Phys. Lett.* **67**, 1 (2004).
 - [31] J. A. Damborenea, I. Egusquiza, G. C. Hegerfeldt, and J. G. Muga, *J. Phys. B* **36**, 2657 (2003).
 - [32] J. A. Damborenea, I. L. Egusquiza, G. C. Hegerfeldt and J. G. Muga, *Phys. Rev. A* **66**, 052104 (2002).
 - [33] L. Fonda, G. C. Ghirardi and T. Weber, *J. Math. Phys.* **7**, 1643 (1966); J. Wong, *J. Math. Phys.* **8**, 2039 (1967).
 - [34] D. E. Manolopoulos, *J. Chem. Phys.* **117**, 9552 (2002).
 - [35] L. S. Schulman, *Phys. Rev. A* **57**, 1509 (2006).