

The Casimir Effect and Geometric Optics

R. L. Jaffe and A. Scardicchio

Center for Theoretical Physics
Massachusetts Institute of Technology
Cambridge, MA 02139, USA

We propose a new approach to the Casimir effect based on classical ray optics. We define and compute the contribution of classical optical paths to the Casimir force between rigid bodies. We reproduce the standard result for parallel plates and agree over a wide range of parameters with a recent numerical treatment of the sphere and plate with Dirichlet boundary conditions. Our approach improves upon proximity force approximation. It can be generalized easily to other geometries, other boundary conditions, to the computation of Casimir energy densities and to many other situations.

PACS numbers: 03.65Sq, 03.70+k, 42.25Gy
MIT-CTP-3432

Improvements in experimental methods have rekindled efforts to compute Casimir forces for geometries beyond the classic case of parallel plates [1, 2]. No exact expressions are known even for simple geometries such as two spheres or a sphere and a plane. It is therefore interesting to consider new ways of viewing the Casimir effect and the approximation schemes that they motivate. In this Letter we present a new approach based on classical ray optics. Our approach avoids the infinities that have plagued Casimir calculations. Like ray optics it is most accurate at short wavelengths and where diffraction is not important. Our basic result, see eq. (6), is simple and easy to implement. It coincides with the well-known proximity force approximation (PFA) [3] close to the parallel plates limit. Recently a precise numerical result has been obtained for the Dirichlet Casimir energy of a sphere of radius R separated from a plane by a distance a [4]. This provides us an opportunity to test our approximation in a regime where the PFA fails badly. The results are shown in Figs. (2) and (3). They give us encouragement that the optical approach may provide a useful tool for estimating Casimir forces in situations where exact calculations are not available.

We consider a scalar field of mass m satisfying the wave equation, $(\nabla^2 + k^2)\phi(x) = 0$, in a domain D bounded by disconnected surfaces, S_1, S_2, \dots on which it obeys Dirichlet (or Neumann) boundary conditions. At the end we comment on the straightforward generalization to conducting boundary conditions. The Casimir energy can be written as an integral over $\rho(k)$, the difference between the density of states in D and the density of states in vacuum. This, in turn, can be related to an

integral over the Green's function,

$$E = \frac{1}{2} \int_0^\infty dk \, k \frac{2k}{\pi} \operatorname{Im} \int_D d^3x \, \mathcal{G}(x; x; k + i0) \quad (1)$$

where $\rho(k) = \frac{1}{c^2 k^2 + m^2 c^4} \frac{1}{\pi} \operatorname{Im} \int_D d^3x \, \mathcal{G}(x; x; k + i0)$ and $\mathcal{G} = G - G_0$ is the difference between the Green's function and the vacuum Green's function. We work in three dimensions although the generalization of our results to other dimensions is straightforward.

We assume [5, 6], that G can be described by a superposition of contributions separately satisfying the free wave equation, but not necessarily the boundary conditions. Each term corresponds to a free wave, though not, in general, a plane wave. All the known exact solutions of the free wave equation with boundary conditions satisfy this criterion. The leading terms at large k come from optical paths. Next come contributions due to diffraction. Diffractive contributions arise from the presence of sharp boundaries and curved surfaces: an infinite plate does not produce diffraction and the optical paths give the complete Green's function for any k . We truncate the series at the optical terms. We expect this to be an excellent approximation when R is large, where R is a generic length scale characterizing diffraction, for example the radius of the sphere in the sphere + plane problem, and k is the dominant wave number in the Casimir energy integral, $k \approx 1/a$ where a is the minimum distance between the surfaces.

The optical contribution to $G(x; x^0; k)$ is given by the sum over optical paths from x to x^0 , $G(x; x^0; k) \approx \sum_n G_n(x; x^0; k)$. The optical paths fall into classes, C_n which have n points on the boundaries [7]. The collective index $n = (n; \gamma)$ identifies both the class C_n and the path γ . These paths are stationary points in the class C_n of the functional integral representation of G . In three

dimensions the optical terms in G contribute,

$$G_{\text{optical}}(\mathbf{x}; \mathbf{x}^0; \mathbf{k}) = \frac{1}{4} \sum_n \left(\frac{1}{n} \right)^P \frac{dA_n(\mathbf{x}; \mathbf{x}^0)}{dA_0(\mathbf{x}; \mathbf{x}^0)} e^{ik \ell_n(\mathbf{x}; \mathbf{x}^0)}; \quad (2)$$

where $\ell_n(\mathbf{x}; \mathbf{x}^0)$ is the length of the optical path $n = (n; \mathbf{r})$ that starts from \mathbf{x} and arrives at \mathbf{x}^0 after reflecting n times from the boundary. These paths are the minimum of $\ell_n(\mathbf{x}; \mathbf{x}^0)$, straight lines that reflect with equal angles of incidence and reflection from the surfaces. The factor $\left(\frac{1}{n} \right)^P$ implements the Dirichlet boundary condition. For Neumann boundary conditions it is absent. $dA_n(\mathbf{x}; \mathbf{x}^0)$ is the enlargement factor of classical ray optics [6] (also equal to the VanVleck determinant as defined in Ref. [8]), and is given by

$$dA_n(\mathbf{x}; \mathbf{x}^0) = \frac{d\mathbf{x}}{dA_0(\mathbf{x}; \mathbf{x}^0)}; \quad (3)$$

It measures the spread in area dA at the arrival point \mathbf{x}^0 of a pencil of rays having angular width $d\theta$ at the starting point \mathbf{x} , following the classical path indexed by n . This is reasonably easy to compute (see below) even for multiple specular reflections on any curved surface.

The contribution of the optical path n to the Casimir energy is obtained by substituting eq. (2) into eq. (1),

$$E_n = \left(\frac{1}{n} \right)^P M_n \int_0^{\infty} \frac{dk}{4\pi^2} \sim k! (k) \int_{D_n} d^3x \frac{1}{\ell_n^3(\mathbf{x})} \sin k \ell_n(\mathbf{x}); \quad (4)$$

where M_n is the multiplicity of the n -th path, and we have defined $\ell_n(\mathbf{x}) = \ell_n(\mathbf{x}; \mathbf{x})$ and $\ell_n(\mathbf{x}) = \ell_n(\mathbf{x}; \mathbf{x})$ for brevity. The minimum in the class C_0 (the direct path for \mathbf{x} to \mathbf{x}^0) should be excluded to account for the subtraction of the vacuum energy. In a given geometry the optical paths can be indexed according to the number of reflections from each surface. For example in a geometry consisting in only two convex plates (S_1 and S_2) we have paths reflecting once on S_1 or once on S_2 , paths reflecting two times (once on S_1 and once on S_2) and so on. The multiplicity of even reflections paths is 2 (the path can be run in two different directions) while that of odd reflections is 1. The volume D_n is the domain over which the path n is possible.

E_n given by eq. (4) diverges if paths of zero length can occur. For domains bounded by convex plates $\ell_n(\mathbf{x}; \mathbf{x}) \neq 0$ can only occur for the first reflection, $n = 1$. To regulate this divergence we separate the initial and final points by a distance a , so that $\ell_n \neq 0$. This is equivalent to putting a cutoff on the frequency at $k = 1/a$ [9, 10]. Because it is isolated in the first reflection, the divergence does not contribute to the force between surfaces. In practice it can be isolated and discarded. Next we interchange the integrals over k and x in eq. (4), and

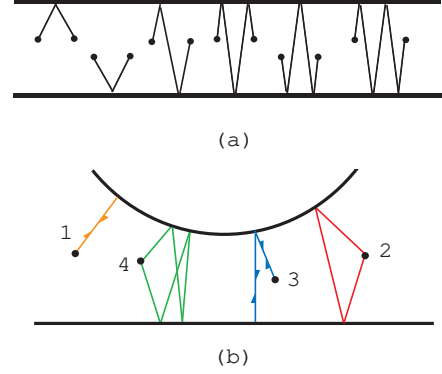


FIG. 1: a) Optical paths for parallel plates. Initial and final points have been separated for visibility; b) Optical paths for plane + sphere. For $n = 1$ a reflection on the sphere is shown; for $n = 3$ a reflection twice on the sphere is shown.

perform the k -integral,

$$E_n = \left(\frac{1}{n} \right)^{P+1} M_n \frac{m^2 c^3}{4\pi^2} \int_{D_n} d^3x \frac{1}{\ell_n^3(\mathbf{x})} K_2(m c \ell_n(\mathbf{x})); \quad (5)$$

For $m \rightarrow 0$ we obtain our fundamental result,

$$E_{\text{optical}} = \frac{\hbar c}{2} \sum_n \left(\frac{1}{n} \right)^P M_n \int_{D_n} d^3x \frac{1}{\ell_n^3(\mathbf{x})} \quad (6)$$

which expresses the optical approximation to the Casimir effect as a sum over geometric quantities alone.

Our method should not be confused with Gutzwiller's semiclassical approximation to the density of states [11], nor with Balian's and Bloch's multiple reflection expansion for the Green's function [9]. The latter expresses the Green's function in terms of surface integrals, not limited to the optical paths. The former corresponds to performing the integration over x in eq. (4) by steepest descent, an approximation which fails badly when the radii of curvature of the surface(s) are large compared to their separation. We evaluate the x integral exactly.

Parallel plates provide a simple, pedagogical example which has many features — fast convergence, trivial isolation of divergences, dominance of the even reflections — that occur in all the geometries we analyzed. The relevant paths are shown in Fig. (1) where the points \mathbf{x} and \mathbf{x}^0 , which should be equal, are separated for ease of viewing. For the even paths $\ell_{2n}(z) = 2na$, $n = 1; 2; \dots$, independent of z . For the odd paths $\ell_{2n+1}(z) = 2(n+1)a + 2z$, $n = 1; 2; \dots$. For planar boundaries the enlargement factor is given by $dA_n = 1 = \frac{1}{n}$.

The sum over even reflections,

$$E_{\text{even}} = \frac{\hbar c}{2} \sum_{n=1}^{\infty} \int_{D_n} dS \int_0^a dz \frac{1}{(2na)^4} = \frac{2\hbar c}{1440a^3} S \quad (7)$$

is trivial because it is independent of z . The result is the usual Dirichlet Casimir energy [2]. The sum over odd

reflections gives

$$E_{\text{odd}} = \frac{\sim c}{2} \int_{n=0}^Z dS \int_0^{Z_a} dz \frac{1}{(z^2 + (2z + 2na)^2)^2}$$

$$= \frac{\sim c}{16} \frac{2}{3} \frac{S}{a^3} : \quad (8)$$

The divergence as $a \rightarrow 0$ is precisely what is expected on the basis of general analyses of the density of states in domains with boundaries [9, 10]. It is independent of a , does not contribute to the Casimir force, and can be ignored. The fact that the odd reflections sum to a divergent constant is universal for geometries with planar boundaries, and to a good approximation is also valid for curved boundaries. Notice that in this situation our method coincides with the method of images [12]. This will not occur for other examples.¹

Note that the sum over n converges rapidly: 92% of the effect comes from the first term (the two reflection path) and > 98% comes from the two and four reflection paths. This rapid convergence persists for other geometries due to the rapid increase in the length of the paths. Also notice that for $m > 0$ the first contribution gives a uniform approximation to the a -dependent part of the Casimir energy (accurate from 92% for small m to exponentially small terms for large m): $E_{\text{finite}}' E_2 = \frac{m^2 c^3}{8a^2} K_2(2mca) \sim$.

The optical approach sheds light on the proximity force approximation, which has been used for years to estimate Casimir forces for geometries in which an exact calculation is unavailable [3]. For the Dirichlet problem and two bodies with surfaces S_1 and S_2 it takes the form:

$$E_{\text{PFA}}(S_1) = \frac{\sim c}{1440} \int_{S_1}^Z dS \frac{1}{[d_{12}(x)]^3} \quad (9)$$

where $d_{12}(x)$ is the distance from S_1 to S_2 along the normal to S_1 at x . The PFA is ambiguous because a different result is obtained by interchanging surfaces S_1 and S_2 . The PFA can be viewed as the sum over optical paths if at each point x in V the path is chosen normal to S_1 and the small area element that intersects this path on S_2 is replaced by a plane normal to the path. Then all paths that bounce back and forth between these two parallel surfaces are summed. Clearly the PFA misses three important effects that are correctly included in the optical approach: a) the actual optical paths are shorter; b) the surfaces are curved; and c) there are optical paths through points that do not lie on straight lines normal to

one surface or the other. Effects a) and c) increase and b) decreases the optical estimate of the absolute value of the Casimir energy relative to the PFA. In the cases we have studied the net effect is to increase the Casimir energy. In the subsequent discussions we compare our results with the PFA approximations based on either of the two surfaces. First, however, we propose an "optimal" PFA motivated by the optical approach: at each point in D choose the unique shortest path from S_1 to S_2 (of length l_{12}). Replace both surfaces locally by planes perpendicular to this path and sum all optical contributions. The result,

$$E_{\text{PFA}}(S) = \frac{\sim c}{1440} \int_D^Z d^3x \frac{1}{[l_{12}(x)]^4}; \quad (10)$$

resolves the ambiguity in the PFA in favor of the shortest paths. Of course, the sum over the actual optical paths including the enlargement factor is more accurate still.

The only non-trivial geometry we know of for which we can test our approximation is a sphere of radius R placed at a distance a from an infinite plane. This has not been solved analytically, but numerical results have been published recently [4]. We expect the optical approximation to be accurate when $a/R < 1$. Certainly, when $a/R \gg 1$ diffraction dominates, the force is given by Casimir-Polder [15], and the optical approximation will fail. Our aim is to study the accuracy of the optical approximation and the domain of its applicability compared, for example, to the PFA.

We have calculated the Casimir energy for this configuration including paths up to four reflections. Some characteristic paths are shown in Fig. (1). The results are plotted in Fig. (2) for small a/R and in Fig. (3) for large a/R . The C_1 and C_3 contributions can be evaluated analytically. The divergent contribution from C_1 is independent of a and can be put aside. The a -dependent finite part of E_1 and E_3 are opposite in sign and their sum is always small (< 2%) compared to the E_2 . E_2 and E_4 can be computed quickly with Mathematica^C. The optical result agrees with the numerical result of Ref. [4] within error bars out to $a/R \approx 0.1$, where the PFA fails badly. Even for $a/R = 1$, on the border of its range of validity, the optical approximation differs from Ref. [4] by 25%. In comparison, the "sphere based" PFA differs by 58% and the "plate based" PFA differs by 73%.

We find an increasing discrepancy for large a/R (> 1) between our data and Ref. [4]. We ascribe it to diffraction effects that become important when the sphere radius is comparable with the dominant wavelength in the Casimir effect (of order of the closest distance between the surfaces). Contributions coming from diffractive paths [7, 16] are expected to be of the same order as the optical path contributions for $a/R \approx 1$.

The limiting case $a \rightarrow 0$ is that of two parallel plates. Here the optical approximation must agree analytically (and numerically) with PFA. The agreement is clear in

¹ The same calculation was presented as an application of Gutzwiller's trace formula [11] to the Casimir effect in Ref. ([13]). In general the optical paths are closed but not periodic paths, and our approach will not resemble Ref. ([13]) in any other cases. See also Ref. [14].

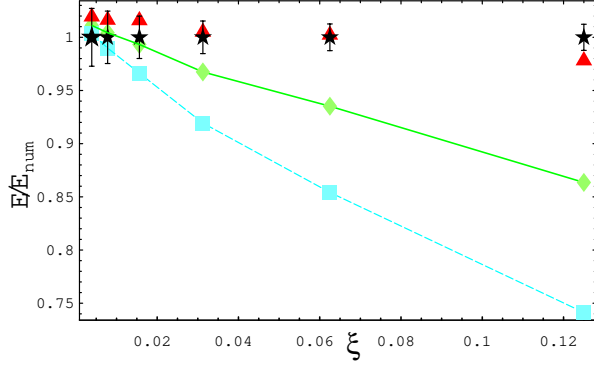


FIG. 2: Casimir energy for a sphere and a plate as a function of $\xi = a/R$. Numerical data normalized to unity (stars with error bars); Optical approximation (red triangles); sphere based PFA (green diamonds); plate based PFA (blue squares)

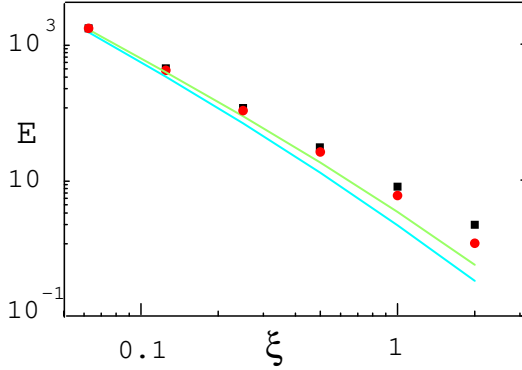


FIG. 3: Casimir energy for a sphere and a plate as a function of $\xi = a/R$ for large ξ . Numerical data (purple boxes); Optical approximation (orange circles); sphere based PFA (green curve); plate based PFA (blue curve)

Fig. (2). In fact both our result and the PFA lie above the data of $a \rightarrow 0$ suggesting that the results of Ref. [4] are systematically low at small ξ .

Since the optical approximation gives the Casimir energy as a volume integral of a local contribution at each point x , it is possible to get an idea of the domains that give the dominant contributions to the Casimir force by plotting the integrand in eq. (6). As an example we show a contour map of the integrand for the plate and sphere at $\xi = 0.25$ in Fig. (4). The local Casimir energy density (and other local observables) is defined by a differential operator acting on the Greens function [10] and is not identical to the integrand in eq. (6). Since the form of the optical approximation to the Greens function is so simple, it is straightforward to obtain compact and computable optical approximations to local energy density which would replace Fig. (4).

Our work suggests many possible extensions. We have studied the application to a finite (rectangular) plane in-

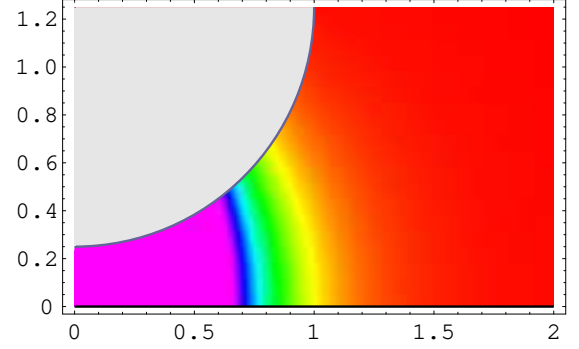


FIG. 4: Local contributions to the optical Casimir energy for a plane and a sphere with $a/R = 0.25$. The scale is linear in the hue from red (least) to violet (greatest). The self energy density given by C_1 have been subtracted.

clined at an angle to an infinite plane. This is the geometry of a "Casimir torsion pendulum". The results, which differ significantly from the PFA when ξ is not small, will be reported elsewhere [17].

The physically interesting case of conducting boundary conditions can be realized by constructing matrix Green functions for the electric and magnetic fields. The electric and magnetic fields are transported along the optical paths and follow the laws of classical optics when reflected off the boundaries. The energy is split in two contributions one for each field and one must also sum over two polarizations.

For parallel plates the result is effectively as if the magnetic field obeyed Neumann boundary conditions and the electric field obeyed Dirichlet. The contributions of odd reflections cancel (thus the $1=\infty$ divergence cancels) while even reflections sum to obtain the expected result: $E_{\text{cond}} = 2E_{\text{Dirichlet}}$. For more complicated geometries the trace over the vector indexes introduces a path dependent direction cosines which modify the Dirichlet results [17].

There are many interesting cases (both from a theoretical and an experimental point of view) in which diffraction effects become important. Especially in situations in which the objects are small compared to their separations and in the transition between Casimir and Van der Waals forces. Diffraction effects are certainly well beyond PFA approach but can in principle be included in our framework by using Keller's [7] recipe for constructing diffracted rays contributions. The contribution to the Casimir energy given by these rays can then be computed exactly as we have done for optical paths (performing the k integral and then integrate over x).

The Casimir integral over modes can be generalized to give the partition function for a fluctuating field at finite temperature. The computation is straightforward and gives the thermal properties of the Casimir force (assuming that it remains reasonable to idealize the material by boundary conditions throughout the range of

temperatures of interest [18].

We thank S. Fulling, I. Klich, L. Levitov, L. S. Schulman and F. Wilczek for discussions and suggestions. We are grateful to H. Gies for correspondence and numerical values from the work of Ref. [4]. This work is supported in part by the U.S. Department of Energy (D.O.E.) under cooperative research agreements # DF-FC 02-94ER 40818. A.S. is a Bruno Rossi graduate fellow supported in part by INFN.

-
- [1] H.B.G. Casimir, Proc. Koninkl. Akad. Wet. 51, 793 (1948).
 - [2] S. K. Lamoreaux, Phys. Rev. Lett. 78, 5 (1997); For a review, see M. Bordag, U. Mohideen and V. M. Mostepanenko, Phys. Rept. 353, 1 (2001) [arXiv:quant-ph/0106045].
 - [3] B. V. Derjaguin, Colloid Z. 69 155 (1934), B. V. Derjaguin, I. I. Abriksova, and E. M. Lifshitz, Sov. Phys. JETP 3, 819 (1957).
 - [4] H. Gies, K. Langfeld and L. Moyaerts, JHEP 0306, 018 (2003) [arXiv:hep-th/0303264].
 - [5] M. Born and E. Wolf, Principles of Optics, Cambridge Univ. Press. (1980).
 - [6] M. Kline and I. W. Kay, Electromagnetic theory and geometrical optics, Interscience, N.Y. (1965).
 - [7] J.B. Keller, J. Opt. Soc. Am. 52, 116 (1962); J.B. Keller, in Calculus of Variations and its Application (Am. Math. Soc., Providence, 1958), p. 27; B.R. Levy and J.B. Keller, Commun. Pure Appl. Math. X II, 159 (1959); B.R. Levy and J.B. Keller, Can. J. Phys. 38, 128 (1960).
 - [8] M.V. Berry and M. Tabor, J. Phys. A 10, 371 (1977).
 - [9] R. Balian and C. Bloch, Ann. of Phys 69, 401 (1970); 63, 592 (1971); 69, 76 (1972).
 - [10] D. Deutsch and P. Candelas, Phys. Rev. D 20, 3063 (1979).
 - [11] M. C. Gutzwiller, J. Math. Phys. 12, 343 (1971); Chaos in Classical and Quantum Mechanics (Springer, Berlin, 1990).
 - [12] L.S. Brown and G. J. Maclay, Phys. Rev. 184, 1272 (1969).
 - [13] M. Schaden and L. Spruch, Phys. Rev. 58, 935 (1998); Phys. Rev. Lett. 84, 459 (2000).
 - [14] F. D. Mazzitelli et al., Phys. Rev. A 67 013807 (2003).
 - [15] H. B. G. Casimir and D. Polder, Phys. Rev. 73, 360 (1948).
 - [16] E. H. Lieb, J. Math. Phys. 8, 43 (1967).
 - [17] R. Jaffe and A. Scardicchio, to be published.
 - [18] We thank I. Klich and L. Levitov for suggesting the last extension.