

# A nonextensive approach to the dynamics of financial observables

Sílvia M. Duarte Queirós,<sup>\*</sup> Luis G. Moyano,<sup>†</sup> and Jeferson de Souza<sup>‡</sup>  
*Centro Brasileiro de Pesquisas Físicas, 150, 22290-180, Rio de Janeiro - RJ, Brazil*

Constantino Tsallis<sup>§</sup>  
*Santa Fe Institute, 1399 Hyde Park Road, Santa Fe - NM, USA and*  
*Centro Brasileiro de Pesquisas Físicas, 150, 22290-180, Rio de Janeiro - RJ, Brazil*  
 (Dated: January 26, 2022)

We present results about financial market observables, specifically returns and traded volumes. They are obtained within the current nonextensive statistical mechanical framework based on the

entropy  $S_q = k \frac{1 - \sum_{i=1}^W p_i^q}{1-q}$  ( $q \in \mathbb{R}$ ) ( $S_1 \equiv S_{BG} = -k \sum_{i=1}^W p_i \ln p_i$ ). More precisely, we present stochastic dynamical mechanisms which mimic probability density functions empirically observed. These mechanisms provide possible interpretations for the emergence of the entropic indices  $q$  in the time evolution of the corresponding observables. In addition to this, through multi-fractal analysis of return time series, we verify that the dual relation  $q_{stat} + q_{sens} = 2$  is numerically satisfied,  $q_{stat}$  and  $q_{sens}$  being associated to the probability density function and to the sensitivity to initial conditions respectively. This type of simple relation, whose understanding remains elusive, has been empirically verified in various other systems.

## I. INTRODUCTION

In recent years statistical mechanics has enlarged its original assignment: the application of statistics to large systems whose states are governed by some Hamiltonian functional [1]. Its capability for relating microscopic states of individual constituents of a system to its macroscopic properties are nowadays used ubiquitously [2]. Certainly, the most important of these connections still is the determination of thermodynamic properties through the correspondence between the entropy concept, originally introduced by Rudolf Julius Emmanuel Clausius in 1865 [3], and the number of allowed microscopic states, introduced by Ludwig Boltzmann around 1877 when he was studying the approach to equilibrium of an ideal gas [4]. This connection can be expressed as

$$S = k \ln W, \quad (1)$$

where  $k$  is a positive constant, and  $W$  is the number of microstates compatible with the macroscopic state of an isolated system. This equation, known as *Boltzmann principle*, is one of the cornerstones of standard statistical mechanics.

When the system is not isolated, but instead in contact to some large reservoir, it is possible to extend Eq. (1), under some assumptions, and obtain the *Boltzmann-Gibbs entropy*

$$S_{BG} = -k \sum_{i=1}^W p_i \ln p_i, \quad (2)$$

where  $p_i$  is the probability of the microscopic configuration  $i$  [1]. The Boltzmann principle should be derivable from microscopic dynamics, since it refers to microscopic states, but the implementation of such calculation has not been yet achieved. So, Boltzmann-Gibbs (BG) statistical mechanics is still based on hypothesis such as the molecular chaos [4] and ergodicity [5]. In spite of the lack of an actual fundamental derivation, BG statistics has been undoubtedly successful in the treatment of systems in which *short* spatio/temporal interactions dominate. For such cases, ergodicity and (quasi-) independence are favoured and Khinchin's approach to  $S_{BG}$  is valid [5]. Therefore, it is entirely feasible that other physical entropies, in addition to the BG one, can be defined in order to properly treat anomalous systems, for which the simplifying hypothesis of ergodicity and/or independence are not fulfilled. Examples are: metastable states in long-range interacting Hamiltonian dynamics, metaequilibrium states in small systems (i.e., systems whose number of particles is much smaller than Avogadro's number), glassy systems, some types of dissipative dynamics, and other systems that in some way violate ergodicity. This includes systems with non-Markovian memory (i.e., long-range memory), like it seems to be the case of financial ones. Generically speaking, systems that may have a multi-fractal, scale-free or hierarchical structure in the occupancy of their phase space.

Inspired by this kind of systems it was proposed in 1988 the entropy [6]

$$S_q = k \frac{1 - \sum_{i=1}^W p_i^q}{q-1} \quad (q \in \mathbb{R}), \quad (3)$$

which generalises  $S_{BG}$  ( $\lim_{q \rightarrow 1} S_q = S_{BG}$ ), as the basis of a possible generalisation of BG statistical mechanics [7, 9]. The value of the *entropic index*  $q$  for a specific system

<sup>\*</sup>e-mail address: sdqueiro@cbpf.br

<sup>†</sup>e-mail address: moyano@cbpf.br

<sup>‡</sup>e-mail address: jeferson@cbpf.br

<sup>§</sup>e-mail address: tsallis@santafe.edu

is to be determined *a priori* from microscopic dynamics. Just like  $S_{BG}$ ,  $S_q$  is *nonnegative, concave, experimentally robust* (or *Lesche-stable* [10]) ( $\forall q > 0$ ), and leads to a *finite entropy production per unit time* [2, 11]. Moreover, it has been recently shown [12] that it is also *extensive*, i.e.,

$$S_q(A_1 + A_2 + \dots + A_N) \simeq \sum_{i=1}^N S_q(A_i), \quad (4)$$

for special kinds of *correlated* systems, more precisely when the phase-space is occupied in a scale-invariant form. By being extensive, for an appropriate value of  $q$ ,  $S_q$  complies with Clausius' concept on macroscopic entropy, and with thermodynamics.

Since its proposal, entropy (3) has been the source of several results in both fundamental and applied physics, as well as in other scientific areas such as biology, chemistry, economics, geophysics and medicine [13]. Herein, we both review and present some new results concerning applications to the dynamics of financial market observables, namely the price fluctuations and traded volumes. Specifically, we will introduce stochastic dynamical mechanisms which are able to reproduce some features of quantities such as the probability density functions (PDFs) and the Kramer-Moyal moments. Moreover, we will present some results concerning the return multi-fractal structure, and its relation to sensitivity to initial conditions.

Our dynamical proposals will be faced to empirical analysis of 1 minute returns and traded volumes of the 30 companies that were used to compose the Dow Jones Industrial Average (DJ30) between the 1<sup>st</sup> July and the 31<sup>st</sup> December 2004. In order to eliminate specious behaviours we have removed the well-known intra-day pattern following a standard procedure [8]. After that, the return values were subtracted from its average value and expressed in standard deviation units, whereas the traded volumes are expressed in mean traded volume units.

## II. VARIATIONAL PRINCIPLE USING THE ENTROPY $S_q$

Before dealing with specific financial problems, let us analyse the probability density function which emerges when the variational principle is applied to  $S_q$  [9].

Let us consider its continuous version, i.e.,

$$S_q = k \frac{1 - \int [p(x)]^q dx}{1 - q}. \quad (5)$$

The natural constraints in the maximisation of (5) are

$$\int p(x) dx = 1, \quad (6)$$

corresponding to normalisation, and

$$\int x \frac{[p(x)]^q}{[p(x)]^q} dx \equiv \langle x \rangle_q = \bar{\mu}_q, \quad (7)$$

$$\int (x - \bar{\mu}_q)^2 \frac{[p(x)]^q}{\int [p(x)]^q dx} dx \equiv \langle (x - \bar{\mu}_q)^2 \rangle_q = \bar{\sigma}_q^2, \quad (8)$$

corresponding to the *generalised* mean and variance of  $x$ , respectively [9].

From the variational problem using (5) under the above constraints, we obtain

$$p(x) = \mathcal{A}_q \left[ 1 + (q-1) \mathcal{B}_q (x - \bar{\mu}_q)^2 \right]^{\frac{1}{1-q}}, \quad (q < 3), \quad (9)$$

where,

$$\mathcal{A}_q = \begin{cases} \frac{\Gamma[\frac{5-3q}{2-2q}]}{\Gamma[\frac{1}{1-q}]} \sqrt{\frac{1-q}{\pi}} \mathcal{B}_q & \Leftarrow q < 1 \\ \frac{\Gamma[\frac{1}{q-1}]}{\Gamma[\frac{3-q}{2q-2}]} \sqrt{\frac{q-1}{\pi}} \mathcal{B}_q & \Leftarrow q > 1 \end{cases}, \quad (10)$$

and

$$\mathcal{B}_q = [(3-q) \bar{\sigma}_q^2]^{-1}. \quad (11)$$

Standard and generalised variances,  $\bar{\sigma}^2$  and  $\bar{\sigma}_q^2$  respectively, are related by

$$\bar{\sigma}_q^2 = \bar{\sigma}^2 \frac{5-3q}{3-q}. \quad (12)$$

Defining the *q-exponential* function as

$$e_q^x \equiv [1 + (1-q)x]^{\frac{1}{1-q}} \quad (e_1^x \equiv e^x), \quad (13)$$

( $e_q^x = 0$  if  $1 + (1-q)x \leq 0$ ) we can rewrite PDF (9) as

$$p(x) = \mathcal{A}_q e_q^{-\mathcal{B}_q (x - \bar{\mu}_q)^2}, \quad (14)$$

hereafter referred to as *q-Gaussian*.

For  $q = \frac{3+m}{1+m}$ , the *q-Gaussian* form recovers the Student's *t*-distribution with  $m$  degrees of freedom ( $m = 1, 2, 3, \dots$ ) with finite moment up to order  $m^{th}$ . So, for  $q > 1$ , PDF (14) presents an asymptotic *power-law* behaviour. On the other hand, if  $q = \frac{n-4}{n-2}$  with  $n = 3, 4, 5, \dots$ ,  $p(x)$  recovers the *r*-distribution with  $n$  degrees of freedom. Consistently, for  $q < 1$ ,  $p(x)$  has a *compact support* which is defined by the condition  $|x - \bar{\mu}_q| \leq \sqrt{\frac{3-q}{1-q}} \bar{\sigma}_q$ .

## III. APPLICATION TO MACROSCOPIC OBSERVABLES

### A. Model for price changes

The Gaussian distribution, recovered in the limit  $q \rightarrow 1$  of expression (14), can be derived from various standpoints. Besides the variational principle, it has been derived, through dynamical arguments, by L. Bachelier in

his 1900 work on price changes in Paris stock market [14], and also by A. Einstein in his 1905 article on Brownian motion [15]. In particular, starting from a Langevin dynamics, we are able to write the corresponding Fokker-Planck equation and, from it, to obtain as solution the Gaussian distribution. Analogously, it is also possible, from certain classes of stochastic differential equations and their associated Fokker-Planck equations, to obtain the distribution given by Eq. (14).

In this section, we will discuss a dynamical mechanism for returns,  $r$ , which is based on a Langevin-like equation that leads to a PDF ( $q$ -Gaussian) with asymptotic power-law behaviour [16, 17]. This equation is expressed as

$$dr = -k r dt + \sqrt{\theta [p(r, t)]^{(1-q)}} dW_t \quad (q \geq 1), \quad (15)$$

(in Itô convention) where  $W_t$  is a regular Wiener process and  $p(r, t)$  is the instantaneous return PDF. In a return context the deterministic term of eq. (15) intends to represent internal mechanisms which tend to keep the market in some average return or, in an analogous interpretation, can be related to the eternal competition between speculative price and the actual worth of a company. In our case, we use the simplest approach and write it as a restoring force, with a constant  $k$ , similar to the viscous force in the regular Langevin equation. In regard to the stochastic term, it aims to reproduce the microscopic response of the system to the return:  $\theta$  is the volatility constant (intimately associated to the variance of  $p(r, t)$ ) and  $q$ , the nonextensive index, reflects the magnitude of that response. Since the largest unstabilities in the market are introduced by the most unexpected return values, it is plausible that the stochastic term in Eq. (15) can have such inverse dependence on the PDF  $p(r, t)$ . Furthermore, Eq. (15) presents a dynamical multiplicative noise structure given by,

$$r(t) = \int_{-\infty}^t e^{-k(t-t')} \sqrt{\theta [p(r, t)]^{(1-q)}} dW_{t'}, \quad (16)$$

where we have assumed  $r(-\infty) = 0$ .

The associated Fokker-Planck equation to Eq. (15) is given by

$$\frac{\partial p(r, t)}{\partial t} = \frac{\partial}{\partial r} [k r p(r, t)] + \frac{1}{2} \frac{\partial^2}{\partial r^2} \left\{ \theta [p(r, t)]^{(2-q)} \right\}, \quad (17)$$

and the long-term probability density function is [16, 18, 19],

$$p(r) = \frac{1}{Z} \left[ 1 - (1-q) \frac{k r^2}{(2-q) Z^{q-1} \theta} \right]^{\frac{1}{1-q}}. \quad (18)$$

One of the most interesting features of eq. (15) is its aptitude to reproduce the celebrated U-shape of the  $2^{nd}$  (i.e.,  $n = 2$ ) Kramers-Moyal moment

$$M_n(r, t, \tau) = \int (r' - r)^n P(r', t + \tau | r, t) dr' \approx \tau \theta [p(r, t)]^{(1-q)} \quad (19)$$

It is this fact which allowed the establishment of analogies (currently used in financial mimicry) between financial markets dynamics and fluid turbulence [20].

It is noteworthy that eq. (16) is statistically equivalent to [18, 21]

$$dr = -k r dt + A_q(t) dW_t + (q-1) B_q(r, t) dW'_t, \quad (20)$$

i.e., a stochastic differential equation with *independent* additive and multiplicative noises. If eq. (15) allows an immediate heuristic relation between  $q$  and the response of the system to its own dynamics, eq. (20) permits a straightforward dynamical relation between  $q$  and the magnitude of multiplicative noise in such a way that, for  $q = 1$ , the Langevin equation is recovered as well as the Gaussian distribution.

In Fig. (1) we present the typical PDF for the 1 minute returns of a company constituent of the Dow Jones Industrial Average 30 (upper panel) presenting  $q = 1.31 \pm 0.02$ , a time series generated by eq. (15) (middle panel), and the U-shaped  $2^{nd}$  Kramers-Moyal moment for our data (lower panel). As it can be seen the accordance using the simplest approach is already quite nice. Upgrades of this model can be obtained by taking into account the risk-aversion effects, which induce asymmetry on the PDF, and correlations on the volatility in a way which differs from others previously proposed. The formulation presented herein has also the advantage of being applicable to systems which are not in a stationary state since the time-dependent solutions of the Fokker-Planck equation are of the  $q$ -Gaussian type as well.

## B. Model for traded volumes

Changes in the price of a certain equity are naturally dependent on transactions of that equity and thus on its traded volume,  $v$ . Previous studies proved the asymptotic power-law behaviour of traded volume PDF [22], later extended for all values of  $v$  [23]. In this case it was shown that the traded volume PDF is very well described by the following ansatz distribution

$$P(v) = \frac{1}{Z} \left( \frac{v}{\varphi} \right)^\rho \exp_q \left( -\frac{v}{\varphi} \right), \quad (21)$$

where  $v$  represents the traded volume expressed in its mean value unit  $\langle V \rangle$ , i.e.,  $v = V/\langle V \rangle$ ,  $\rho$  and  $\varphi$  are parameters, and  $Z = \int_0^\infty \left( \frac{v}{\varphi} \right)^\rho \exp_q \left( -\frac{v}{\varphi} \right) dv$ .

The probability density function (21) was recently obtained from a mesoscopic dynamical scenario [24] based in the following multiplicative noise stochastic differential equation

$$dv = -\gamma(v - \frac{\omega}{\alpha}) dt + \sqrt{2 \frac{\gamma}{\alpha}} v dW_t, \quad (22)$$

where  $W_t$  is a regular Wiener process following a normal distribution, and  $v \geq 0$ . The right-hand side terms

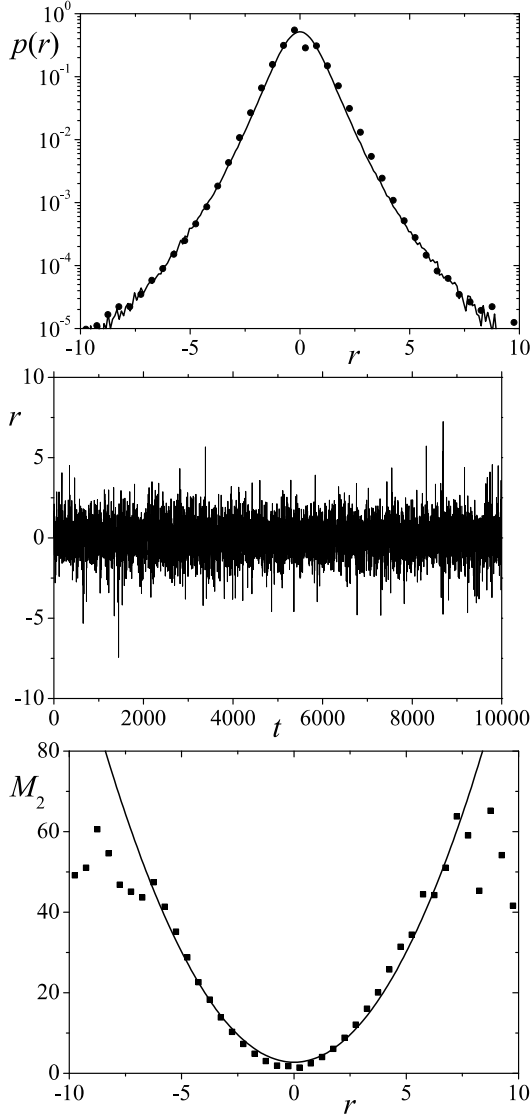


FIG. 1: Upper panel: Probability density function *vs.* *r*. Symbols correspond to an average over the 30 equities used to build DJ30 and the line represents the PDF obtained from a time series generated by eq. (16) which is presented on middle panel. Lower panel: 2<sup>nd</sup> Kramers-Moyal moment  $M_2 \approx \tau \theta [p(r)]^{(1-q)} = \tau \frac{k}{2-q} [(5-3q)\sigma^2 + (q-1)r^2]$  from which *k* parameter is obtained and where the stationary hypothesis is assumed ( $t_0 = -\infty \ll -k^{-1} \ll 0$ ). Parameter values:  $\tau = 1$  min,  $k = 2.40 \pm 0.04$ ,  $\sigma = 0.930 \pm 0.08$  and  $q = 1.31 \pm 0.02$ .

of eq. (22) represent inherent mechanisms of the system in order to keep *v* close to some “normal” value,  $\omega/\alpha$ , and to mimic microscopic effects on the evolution of *v*, like a multiplicative noise commonly used in intermittent processes. This dynamics, and the corresponding Fokker-Planck equation [18], lead to the following

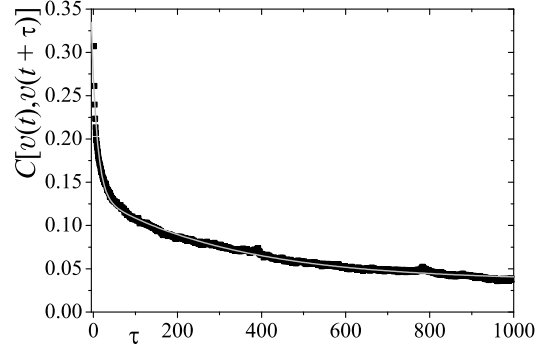


FIG. 2: Symbols represent the average correlation function for the 30 time series analysed and the line represents a double exponential fit with characteristic times of  $T_1 = 13$  and  $T_2 = 332$  yielding a ratio about 25 between the two time scales Eq. (24) ( $R^2 = 0.991$ ,  $\chi^2 = 9 \times 10^{-6}$ , and time is expressed in minutes).

inverted Gamma stationary distribution:

$$f(v) = \frac{1}{\omega \Gamma[\alpha + 1]} \left(\frac{v}{\omega}\right)^{-\alpha-2} \exp\left[-\frac{\omega}{v}\right]. \quad (23)$$

Consider now, that instead of being a constant,  $\omega$  is a time dependent quantity which evolves on a time scale *T* larger than the time scale of order  $\gamma^{-1}$  required by eq. (22) to reach stationarity [25, 26]. This time dependence is, in the present model, associated to changes in the volume of activity (number of traders that performed transactions) and empirically justified through the analysis of the self-correlation function for returns. In Fig. 2 we have verified that the correlation function is very well described by

$$C[v(t), v(t + \tau)] = C_1 e^{-\tau/T_1} + C_2 e^{-\tau/T_2} \quad (24)$$

with  $T_2 = 332 \gg T_1 = 13$ . In other words, there is first a fast decay of  $C[v(t), v(t + \tau)]$ , related to local equilibrium, and then a much slower decay for larger  $\tau$ . This constitutes a necessary condition for the application of a superstatistical model [25].

If we assume that  $\omega$  follows a Gamma PDF, i.e.,

$$P(\omega) = \frac{1}{\lambda \Gamma[\delta]} \left(\frac{\omega}{\lambda}\right)^{\delta-1} \exp\left[-\frac{\omega}{\lambda}\right], \quad (25)$$

then, the long-term distribution of *v* will be given by  $p(v) = \int f(v) P(\omega) d\omega$ . This results in

$$p(v) = \frac{1}{Z} \left(\frac{v}{\theta}\right)^{-\alpha-2} \exp_q\left[-\frac{\theta}{v}\right], \quad (26)$$

where  $\lambda = \theta(q-1)$ ,  $\delta = \frac{1}{q-1} - \alpha - 1$ . Bearing in mind that, for  $q > 1$ ,

$$x^a e_q^{-\frac{x}{b}} = \left[\frac{b}{q-1}\right]^{\frac{1}{q-1}} x^{a-\frac{1}{q-1}} e_q^{-\frac{b/(q-1)^2}{x}}, \quad (27)$$

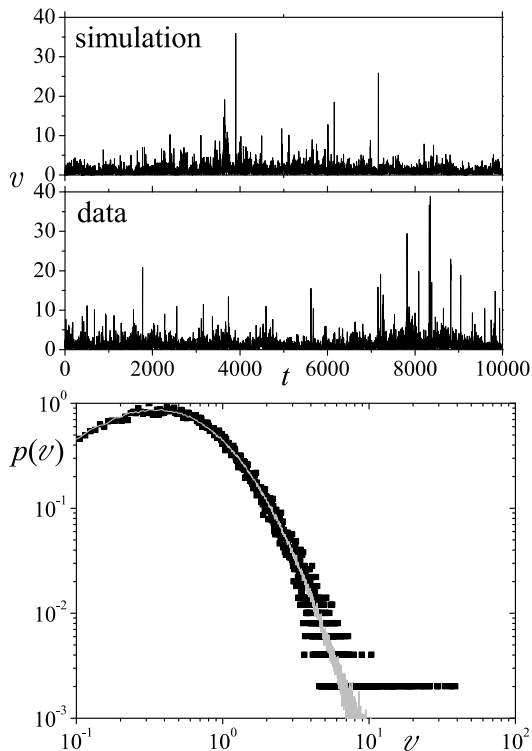


FIG. 3: Upper panel: Excerpt of the time series generated by our dynamical mechanism (simulation) to replicate 1 min traded volume of Citigroup stocks at NYSE (data). Lower panel: 1 min traded volume of Citigroup stocks probability density function *vs.* traded volume. Symbols are for data, and solid line for the replica. Parameter values:  $\theta = 0.212 \pm 0.003$ ,  $\rho = 1.35 \pm 0.02$ , and  $q = 1.15 \pm 0.02$  ( $\chi^2 = 3.6 \times 10^{-4}$ ,  $R^2 = 0.994$ ).

we can redefine our parameters and obtain the  $q$ -Gamma PDF (21).

In Fig. 3 we present a comparison between the traded volume of Citigroup (2004 world's number one company [27]) stocks, as well as a replica of that time series obtained using this dynamical proposal. As it can be easily verified, the agreement is remarkable.

#### IV. THE NONEXTENSIVE $q$ -TRIPLET AND FINANCIAL OBSERVABLES

Systems characterised by Boltzmann-Gibbs statistical mechanics present the following characteristics: (i) Their PDF for energies is proportional to an *exponential* function in the presence of a thermostat; (ii) They have strong sensitivity to the initial conditions, i.e., this quantity increases *exponentially* with time (currently referred to as *strong chaos*), being characterised by a positive maximum Lyapunov exponent; (iii) They typically present, for basic macroscopic quantities, an *exponential decay* with some relaxation time. In other words, these three behaviours exhibit exponential functions (i.e.,  $q = 1$ ).

Analogously, it was recently conjectured [28] that, for systems which can be studied within nonextensive statistical mechanics, the energy probability density function (associated to stationarity or (meta) equilibrium), the sensitivity to the initial conditions, and the relaxation would be described by three entropic indices  $q_{stat}$ ,  $q_{sens}$ , and  $q_{rel}$ , referred to as the  $q$ -triplet. The first physical corroboration of such scenario has been made from the analysis of two sets of daily averages of the magnetic field strength observed by Voyager 1 in the solar wind [29]. Others systems are currently on study (e.g., [30]). Of course, if the system is non Hamiltonian, it has no energy distribution, hence  $q_{stat}$  cannot be defined in this manner. We may however estimate it through a stationary state generalised Gaussian (which would generalise the Maxwellian distribution of velocities for a BG system in thermal equilibrium). In contrast, the other two indices,  $q_{sens}$  and  $q_{rel}$ , remain defined in the usual way.

Let us focus now on the multi-fractal structure of *return* time series. It has been first conjectured, and later proved, for a variety of nonextensive one-dimensional systems, that the following relation holds [31]:

$$\frac{1}{1 - q_{sens}} = \frac{1}{h_{min}} - \frac{1}{h_{max}}, \quad (28)$$

where  $h_{min}$  and  $h_{max}$  are respectively the minimal and maximal  $h$ -values of the associated multifractal spectrum  $f(h)$ . In fig. 4 we depict the multifractal spectrum of 1 minute traded volumes, obtained by the application of the MF-DFA5 method [32];  $h$  and  $f(h)$  have been obtained from averages of the empirical data of 30 companies. Through this analysis, we have determined  $h_{min} = 0.28 \pm 0.04$  and  $h_{max} = 0.83 \pm 0.04$ . The use of Eq. (28) yields  $q_{sens} = 0.58 \pm 0.10$ . Considering that the  $q$  value obtained for the return probability density function was  $q_{stat} = 1.31 \pm 0.02$ , we verify that the dual relation

$$q_{stat} + q_{sens} = 2 \quad (29)$$

is approximately satisfied within the error intervals. Taking into account the well-known fast decay of return self-correlations, we see that the price changes for a typical DJ30 stock may be essentially described by the  $q$ -triplet  $\{q_{sens}, q_{stat}, q_{rel}\} = \{0.58 \pm 0.10, 1.31 \pm 0.02, 1\}$ .

#### V. FINAL REMARKS

In this article we have presented a nonextensive statistical mechanics approach to the dynamics of financial markets observables, specifically the return and the traded volume. With this approach we have been able to present mesoscopic dynamical interpretations for the emergence of the entropic index  $q$  frequently obtained by a numerical adjustment for data PDF of eqs. (18) and (21). For the case of returns,  $q$  is related to the reaction degree of the agents on the market to fluctuations of the

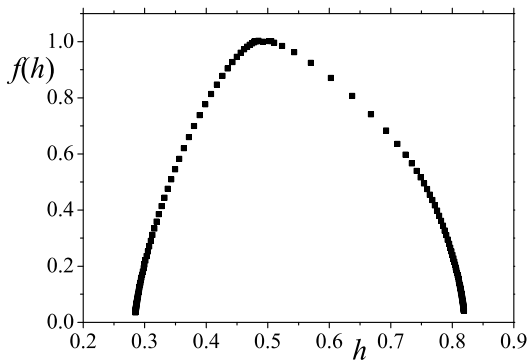


FIG. 4: Multi-fractal spectrum  $f(h)$  vs.  $h$  for 1 minute return averaged over the 30 equities with  $h_{\min} = 0.28 \pm 0.04$  and  $h_{\max} = 0.83 \pm 0.04$ .

observable, while for the case of traded volume it is associated to fluctuations on the (local) average traded volume. Along with these dynamical scenarios, and based on the multi-fractal nature of returns, we have verified that this quantity appears to approximatively satisfy the dual relation,  $q_{\text{stat}} + q_{\text{sens}} = 2$ , previously conjectured within the emergence of the  $q$ -triplet which characterises

the stationary state, the sensitivity to initial conditions, and the relaxation for nonextensive systems. The complete understanding of these connections remains elusive. For instance, concerning relaxation and the  $q$ -triplet conjecture, a new question arise for price changes. It is well-known that the self-correlation for returns is of exponential kind, in contrast with the long-lasting correlations for the volatility (or returns magnitude) [33]. The latter is also considered a stylised fact and it is compatible with a  $q$ -exponential form. In this way, if the efficient market hypothesis is considered the key element in financial markets, then it makes sense to assume  $q_{\text{rel}} = 1$ . But, if arbitrage on markets is considered as the fundamental feature instead, then the essential relaxation to be taken into account might be the one related to the volatility, for which  $q_{\text{rel}} > 1$ . Progress is clearly still needed, at both the fundamental and applied levels, in order to achieve a deep understanding of this complex system.

We thank Olsen Data Services for the data provided and used herein. Financial support from PRONEX and CNPq (Brazilian agencies), FCT/MCES (Portuguese agency), and SI International and AFRL (USA agencies), is also acknowledged.

- 
- [1] K. Huang, *Statistical Mechanics*, (John Wiley & Sons, New York, 1963).
  - [2] M. Gell-Mann and C. Tsallis (eds.), *Nonextensive Entropy - Interdisciplinary Applications*, (Oxford University Press, New York, 2004).
  - [3] E. Fermi, *Thermodynamics*, (Doubleday, New York, 1936).
  - [4] L. Boltzmann, *Lectures on Gas Theory*, (Dover, New York, 1995).
  - [5] A.I. Khinchin, *Mathematical Foundations of Information Theory* (Dover, New York, 1957) and *Mathematical Foundations of Statistical Mechanics* (Dover, New York, 1960).
  - [6] C. Tsallis, J. Stat. Phys. **52**, 479 (1988). Bibliography URL: <http://tsallis.cat.cbpf.br/biblio.htm>.
  - [7] E.M.F. Curado and C. Tsallis, J. Phys. A **24**, L69 (1991); Corrigenda: **24**, 3187 (1991) and **25**, 1019 (1992).
  - [8] A. Admati and P. Pfleiderer, Rev. Fin. Stud. **1**, 3 (1988); Y. Liu, P. Gopikrishnan, P. Cizeau, M. Meyer, C.-K. Peng and H.E. Stanley, Phys. Rev. E **60**, 1390 (1999).
  - [9] C. Tsallis, R.S. Mendes and A.R. Plastino, Physica A **261**, 534 (1998).
  - [10] B. Lesche, J. Stat. Phys. **27**, 419 (1982)
  - [11] V. Latora and M. Baranger, Phys. Rev. Lett. **273**, 97 (1999).
  - [12] C. Tsallis, in *Complexity, Metastability and Nonextensivity*, edited by C. Beck, G. Benedek, A. Rapisarda and C. Tsallis (World Scientific, Singapore, 2005), page 13; Y. Sato and C. Tsallis, Proceedings of the Summer School and Conference on Complexity (Patras and Olympia, July 2004), edited by T. Bountis, G. Casati and I. Procaccia, International Journal of Bifurcation and Chaos (2006), in press [cond-mat/0411073]; C. Tsallis, Milan Journal of Mathematics **73**, 145 (2005); C. Tsallis, M. Gell-Mann and Y. Sato, Proc. Natl. Acad. Sci. USA **102**, 15377 (2005); C. Tsallis, M. Gell-Mann and Y. Sato, Europhysics News **36**, 186 (2005).
  - [13] *Nonextensive Statistical Mechanics and its Applications*, edited by S. Abe and Y. Okamoto, Lecture Notes in Physics **560** (Springer-Verlag, Heidelberg, 2001); *Non-Extensive Thermodynamics and Physical Applications*, edited by G. Kaniadakis, M. Lissia, and A. Rapisarda [Physica A **305** (2002)]; *Anomalous Distributions, Non-linear Dynamics and Nonextensivity*, edited by H. L. Swinney and C. Tsallis [Physica D **193** (2004)]; *Nonextensive Entropy - Interdisciplinary Applications*, edited by M. Gell-Mann and C. Tsallis (Oxford University Press, New York, 2004); *Complexity, Metastability and Nonextensivity*, edited by C. Beck, G. Benedek, A. Rapisarda and C. Tsallis (World Scientific, Singapore, 2005); *Nonextensive statistical mechanics: new trends, new perspectives*, edited by J.P. Boon and C. Tsallis, Europhys. News **36** (6) (2005).
  - [14] L. Bachelier, *Théorie de la spéculation*, Ann. Sci. École Norm. Sup. **III-17**, 21 (1900).
  - [15] A. Einstein, Ann. der Phys. **17**, 549 (1905).
  - [16] L. Borland, Phys. Rev. E **57**, 6634 (1998).
  - [17] S.M. Duarte Queirós, Quantit. Finance **5**, 475 (2005); S.M. Duarte Queirós, working paper CBPF-NF-027/05.
  - [18] H. Risken, *The Fokker-Planck Equation: Methods of Solution and Applications*, 2<sup>nd</sup> edition (Springer-Verlag, Berlin, 1989).
  - [19] A.R. Plastino, A. Plastino, Physica A **222**, 347 (1995); C. Tsallis, D.J. Bukman, Phys. Rev. E **54**, R2197 (1996).

- [20] S. Ghashghaie, W. Breymann, J. Peinke, P. Talkner and Y. Dodge, *Nature* **381**, (1996) 767.
- [21] C. Anteneodo and C. Tsallis, *J. Math. Phys.* **44**, 5194 (2003).
- [22] P. Gopikrishnan, V. Plerou, X. Gabaix and H.E. Stanley, *Phys. Rev. E* **62**, R4493 (2000).
- [23] R. Osorio, L. Borland and C. Tsallis, in *Nonextensive Entropy - Interdisciplinary Applications*, M. Gell-Mann and C. Tsallis (eds.) (Oxford University Press, New York, 2004).
- [24] J. de Souza, L.G. Moyano and S.M. Duarte Queirós, *Eur. Phys. J. B* (in press, 2006), preprint [arXiv:physics/0510112](https://arxiv.org/abs/physics/0510112).
- [25] C. Beck and E.G.D. Cohen, *Physica A* **322**, 267 (2003).
- [26] S.M. Duarte Queirós, *Europhys. Lett.* **71**, 339 (2005).
- [27] <http://www.forbes.com>
- [28] C. Tsallis, *Physica A* **340**, 1 (2004).
- [29] L.F. Burlaga and A.F.-Viñas, *Physica A* **356**, 375 (2005).
- [30] B.M. Boghosian and E.P. Borges, private communication (2005).
- [31] M.L. Lyra and C. Tsallis, *Phys. Rev. Lett.* **80**, 53 (1997).
- [32] J. W. Kantelhardt, S. A. Zschiegner, E. Koscielny-Bunde, S. Havlin, A. Bunde and H.E. Stanley, *Physica A* **316**, 87 (2002).
- [33] H.E. Stanley, L.A.N. Amaral, P. Gopikrishnan and V. Plerou, *Physica A* **283**, 31 (2000)