

A common mode of origin of power laws in models of market and earthquake

Pratip Bhattacharyya,^{1,2} Amab Chatterjee,^{1,y} and Bikas K. Chakrabarti^{1,z}¹Theoretical Condensed Matter Physics Division and Centre for Applied Mathematics and Computational Science, Saha Institute of Nuclear Physics, Sector - 1, Block - AF, Bidhannagar, Kolkata 700 064, India²Physics Department, Gurudas College, Narkekdanga, Kolkata 700 054, India

(Dated: November 04, 2005)

We show that there is a common mode of origin for the power laws observed in two different models: (i) the Pareto law for the distribution of money among the agents with random saving propensities in an ideal-gas-like market model and (ii) the Gutenberg-Richter law for the distribution of overlaps in a fractal-overlap model for earthquakes. We find that the power laws appear as the asymptotic forms of ever-widening log-normal distributions for the agents' money and the overlap magnitude respectively. The identification of the generic origin of the power laws helps in better understanding and in developing generalized views of phenomena in such diverse areas as economics and geophysics.

PACS numbers: 87.23.Ge; 91.45.Vz; 89.90.+n; 02.50.-r

I. INTRODUCTION

Recently we have shown that the Pareto law [1] appears asymptotically ($m \rightarrow 1$) in the distribution of money among the agents in the steady state of a trading market model:

$$P(m) \sim m^{-(1+\gamma)}; \quad \gamma = 1 \quad (1)$$

when the agents have random saving propensities [2, 3]. The market is modeled as an ideal gas where each molecule is identified with an agent, with the additional attribute that each agent has a random saving propensity, and each trading event between two agents is considered to be an elastic or money conserving collision between two molecules. In another model – a geometric model for earthquakes [4] – we have shown that a power law similar to the Gutenberg-Richter law [5, 6] appears in the asymptotic distribution of the overlap S between two dynamically intersecting Cantor sets:

$$G(S) \sim S^{-\gamma}; \quad \gamma = 1: \quad (2)$$

Since a geological fault is formed of a pair of fractal rock surfaces that are in contact and in relative motion, it is modeled by a pair of overlapping Cantor sets (the simplest known fractal), one shifting over the other. The overlap between the two Cantor sets represents the area of contact between the two surfaces of the fault and hence it is proportional to the energy released in an earthquake resulting from ruptures in the regions of contact.

In both the models we get simple power laws with the exponents $\gamma = 1$. Although these have been obtained separately for the two models, using both numerical and analytic methods, we show here that the two cases have a common feature that results in a common mode of origin of the power laws observed in the distribution of money m and fractal overlap S . The derivation of the power laws presented here shows that the common feature is a log-normal distribution in which the normal factor spreads indefinitely thus leaving the power-law factor to dominate the asymptotic distribution.

II. THE IDEAL GAS MARKET MODEL

Let us first consider the ideal gas model of an isolated economic system – that we refer to as the 'market' – in which the total money M and the total number of agents N are both constant; there is neither any production nor any destruction of money within the market and no migration of agents occurs between the market and its environment.

^Electronic address: pratip.bhattacharyya@saha.ac.in

^yElectronic address: amab.chatterjee@saha.ac.in

^zElectronic address: bikas.k.chakrabarti@saha.ac.in

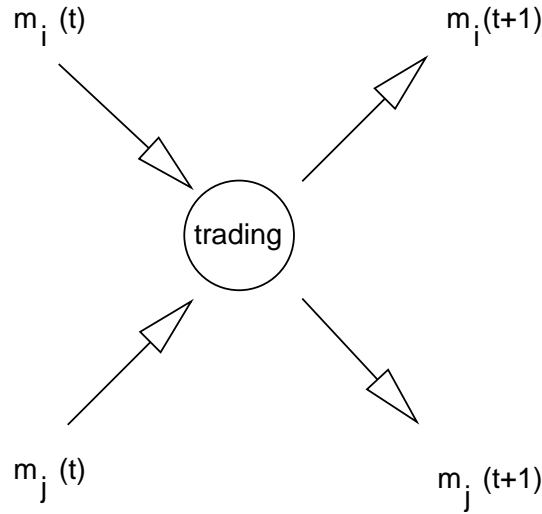


FIG. 1: Schematic diagram of the trading process. Agents i and j redistribute their money in the market: $m_i(t)$ and $m_j(t)$, their respective money before trading, changes over to $m_i(t+1)$ and $m_j(t+1)$ after trading.

The only economic activity allowed in the market is trading among the agents. Each agent i possesses an amount of money $m_i(t)$ at time t . The time t is discrete and each event of trading is counted as a unit time step. In an event of trading (shown schematically in Fig. 1) a pair of agents i and j randomly redistribute their money between themselves such that their total money is conserved and none of the two agents emerges from the trading process with negative money (i.e., debt is not allowed):

$$\begin{aligned} m_i(t+1) + m_j(t+1) &= m_i(t) + m_j(t); \\ m_i(t) &\geq 0 \text{ for all } i \text{ at all } t; \end{aligned} \quad (3)$$

It has already been shown that in the steady state market ($t \rightarrow \infty$) the money m with the individual agents follow the Gibbs distribution [7]:

$$P(m) = \frac{1}{T} \exp \left(-\frac{m}{T} \right); \quad T = \frac{M}{N} \quad (4)$$

when there is no restriction on the amount of money each agent can trade with except that it must satisfy the conditions of Eq. (4). Here T represents the economic equivalent of temperature and is defined as the average money per agent in the market. If each agent saves a fraction α_i ($0 < \alpha_i < 1$) of its own money at every trading and α_i is the same for all agents at all time steps, the individual money with the agents in the steady state follows the Gamma distribution [8]. If we consider the effect of randomly distributed saving fraction α_i among the agents i , the money distribution in the steady state assumes the form of the Pareto law. The evolution of the agents' money in a trading can be written as

$$m_i(t+1) = \alpha_i m_i(t) + \epsilon_t [(1 - \alpha_i) m_i(t) + (1 - \alpha_j) m_j(t)] \quad (5)$$

and

$$m_j(t+1) = \alpha_j m_j(t) + (1 - \epsilon_t) [(1 - \alpha_i) m_i(t) + (1 - \alpha_j) m_j(t)] \quad (6)$$

where α_i and α_j are the saving fractions of agents i and j respectively. The saving fractions α_i are quenched, i.e., fixed in time for each agent i and are distributed randomly and uniformly (like white noise) on the interval $[0; 1]$. The random division of the total traded money is given by the number $0 \leq \epsilon_t \leq 1$ that varies randomly with the trading events t . The money distribution in the steady state is found to have a long power-law tail (shown in Fig. 2) that fits with the Pareto law for $\alpha = 1$ [3]. We also have analytic proofs [2, 9, 10] of the Pareto distribution of money observed in this random-saving gas-like model; all these proofs proceed by formulating the trading events as scattering processes and show that the Pareto distribution is a steady state solution of the scattering problem.

Here we give a simple derivation of the asymptotic distribution of money in the steady state of the market model using an argument of the mean-field type, thereby avoiding the intricacies of the previous proofs. In our approach

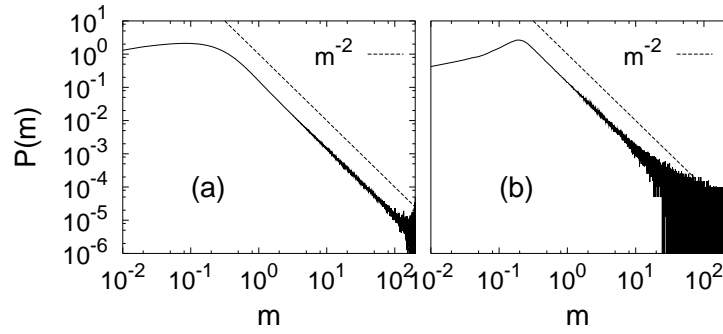


FIG. 2: The money distribution $P(m)$ for (a) random τ and (b) $\tau = 1/2$. The power law in both cases has the same exponent: $P(m) \sim m^{-2}$. Numerical simulation has been done for a system of $N = 200$ agents.

the money redistribution equations (5) and (6) are reduced to a single stochastic map by taking the product of the two equations:

$$m_i(t+1)m_j(t+1) = \tau_i(t; i)m_i^2(t) + \tau_j(t; j)m_j^2(t) + \tau_{ij}(t; i, j)m_i(t)m_j(t); \quad (7)$$

Now we introduce a mean-field-like approximation by replacing each of the quadratic quantities m_i^2 , m_j^2 and $m_i m_j$ by a mean quantity m^2 . Therefore Eq. (7) is replaced by its mean-field-like approximation

$$m^2(t+1) = \langle \tau \rangle m^2(t) \quad (8)$$

where $\langle \tau \rangle$ is an algebraic function of τ_i , τ_j and τ_{ij} ; it has been observed in numerical simulations of the model that the value of τ , whether it is random or constant, has no effect on the steady state distribution [9] (illustrated in Fig. 2) and the time dependence of $\langle \tau \rangle$ results from the different values of τ_i and τ_j encountered during the evolution of the market. Denoting $\log(m^2)$ by x , Eq. (8) can be written as:

$$x(t+1) = x(t) + \langle \tau \rangle; \quad (9)$$

where $\langle \tau \rangle = \log \langle \tau \rangle$ is a random number that changes with each time-step. The transformed map (Eq. 9) depicts a random walk and therefore the 'displacements' x in the time interval $[0; t]$ follows the normal distribution

$$P(x) = \exp \left(-\frac{x^2}{t} \right); \quad (10)$$

Now

$$P(x)dx = P(m)dm^2 \quad (11)$$

where $P(m)$ is the log-normal distribution of m^2 :

$$P(m) = \frac{1}{m^2} \exp \left(-\frac{(\log(m^2))^2}{t} \right); \quad (12)$$

The normal distribution in Eq. (10) spreads with time (since its width is proportional to \sqrt{t}) and so does the normal factor in Eq. (12) which eventually becomes a very weak function of m and may be assumed to be a constant as $t \rightarrow \infty$. Consequently $P(m)$ assumes the form of a simple power law:

$$P(m) = \frac{1}{m^2} \text{ for } t \rightarrow \infty; \quad (13)$$

that is clearly the Pareto law (1) for the model.

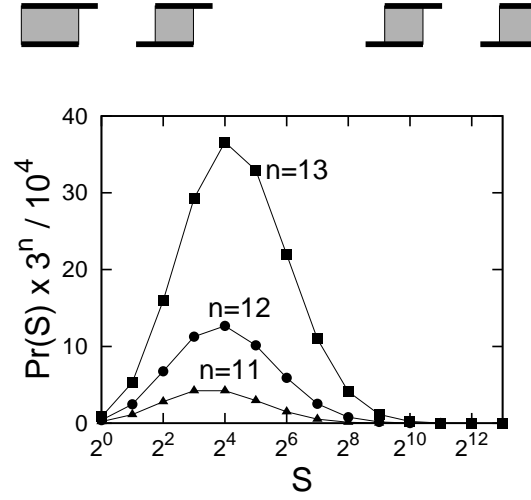


FIG. 3: The second generations ($n = 2$) of two Cantor sets with periodic boundary conditions, one shifting uniformly over the other. The total length of the shaded regions gives the overlap S between the two sets at any instant of time. The distribution of $\log_2 S$ is given by Eq. (14) that is seen to approach a log-normal distribution of S (Eq. 19) with increasing n and will eventually assume the asymptotic power law form (Eq. 20) as $n \rightarrow \infty$.

III. THE FRACTAL-OVERLAP MODEL OF EARTHQUAKE

Next we consider a geometric model [4] of the fault dynamics occurring in overlapping tectonic plates that form the earth's lithosphere. A geological fault is created by a fracture in the earth's rock layers followed by a displacement of one part relative to the other. The two surfaces of the fault are known to be self-similar fractals. In this model a fault is represented by a pair of overlapping identical fractals and the fault dynamics arising out of the relative motion of the associated tectonic plates is represented by sliding one of the fractals over the other; the overlap S between the two fractals represents the energy released in an earthquake whereas $\log S$ represents the magnitude of the earthquake. In the simplest form of the model each of the two identical fractals is represented by a regular Cantor set of fractal dimension $\log 2 = \log 3$. This is the only exactly solvable model for earthquakes known so far. The exact analysis of this model [11] for a finite generation n of the Cantor sets with periodic boundary conditions showed that the probability of the overlap S , which assumes the values $S = 2^{-n-k}$ ($k = 0, \dots, n$), follows the binomial distribution F of $\log_2 S = n - k$:

$$\begin{aligned} \Pr(S = 2^{-n-k}) &= \Pr(\log_2 S = n - k) \\ &= \binom{n}{n-k} \left(\frac{1}{3}\right)^{n-k} \left(\frac{2}{3}\right)^k F(n-k): \end{aligned} \quad (14)$$

Since the index of the central term (i.e., the term for the most probable event) of the above distribution is $n/3 + 1/2$, $2/3 < n/3 + 1/2 < 1$, for large values of n Eq. (14) may be written as

$$F\left(\frac{n}{3} - r\right) = \binom{n}{n-r} \left(\frac{1}{3}\right)^{\frac{n}{3} - r} \left(\frac{2}{3}\right)^{\frac{2n}{3} - r} \quad (15)$$

by replacing $n - k$ with $n/3 - r$. For $r \ll n$, we can write the normal approximation to the above binomial distribution as

$$F\left(\frac{n}{3} - r\right) \approx \frac{1}{\sqrt{2\pi n}} \exp\left(-\frac{9r^2}{2n}\right) \quad (16)$$

Since $\log_2 S = n - k = \frac{n}{3} - r$, we have

$$F(\log_2 S) \approx \frac{1}{\sqrt{2\pi n}} \exp\left(-\frac{(\log_2 S)^2}{n}\right); \quad (17)$$

not mentioning the factors that do not depend on S . Now

$$F(\log_2 S) d(\log_2 S) = G(S) dS \quad (18)$$

where

$$G(S) = \frac{1}{S} \exp \left(- \frac{(\log_2 S)^2}{n} \right) \quad (19)$$

is the log-normal distribution of S . As the generation index $n \rightarrow \infty$, the normal factor spreads indefinitely (since its width is proportional to \sqrt{n}) and becomes a very weak function of S so that it may be considered to be almost constant; thus $G(S)$ asymptotically assumes the form of a simple power law with an exponent that is independent of the fractal dimension of the overlapping Cantor sets:

$$G(S) = \frac{1}{S} \text{ for } n \rightarrow \infty : \quad (20)$$

This is the Gutenberg-Richter law (Eq. 2) for the fractal-overlap model of earthquakes. It was also observed in numerical simulations [12] that $G(S) \propto S^{-1}$ for several other regular and random fractals, thus suggesting that the exponent may be universal.

The exact result of Eq. (14) in Ref. [11] disagreed with the asymptotic power law of Eq. (20) obtained previously by renormalization group analysis of the model for $n \rightarrow \infty$ in Ref. [4]. The disparity between the two results had appeared because it was overlooked that the former is the exact distribution of $\log_2 S$ whereas the latter was the asymptotic distribution of S . However the above analysis shows that the power law in Eq. (20) is indeed the asymptotic form of the exact result. This is qualitatively similar to what is observed in the distribution of real earthquakes: the Gutenberg-Richter power law is found to describe the distribution of earthquakes of small and intermediate energies; however deviations from it are observed for the very small and the very large earthquakes.

The fact that the fractal-overlap model produces an asymptotic power law distribution of overlaps suggests that the Gutenberg-Richter law owes its origin significantly to the fractal geometry of the faults. Furthermore, since this model contains the geometrical rudiments (i.e., the fractal overlap structure) of geological faults and it produces an asymptotic distribution of overlaps that has qualitative similarity with the Gutenberg-Richter law, we are inclined to believe that the entire distribution of real earthquake energies is log-normal that is wide enough for the Gutenberg-Richter power law to be observed over a large range of energy values.

IV. CONCLUDING REMARKS

In the trading market model, we have shown that the money redistribution equations for the individual agents participating in a trading process can be reduced to a stochastic map in m^2 (Eq. 8). Using the transformation $x = \log(m^2)$, the map was reduced to a random walk in the variable x and hence the distributions of x and m^2 were found to be normal and log-normal respectively; in the steady state, i.e., for $t \rightarrow \infty$, the latter was found to assume the form of a power law identical to the Pareto law with the exponent $\alpha = 1$. Likewise, in the fractal-overlap model for earthquakes the distribution of overlaps was found to be log-normal for large generation indices n of the Cantor set and it further reduced asymptotically (as $n \rightarrow \infty$) to a power law similar to the Gutenberg-Richter law for earthquake energies. In both the cases, the original distribution of the relevant variable (m^2 and S) was log-normal in which the normal factor became a very weak function of the variable in the asymptotically ($t \rightarrow \infty$ and $n \rightarrow \infty$ respectively), thus rendering a power-law form to the distribution. Our derivations of the two power laws in the two vastly different models also indicate the universality of the exponents $\alpha = 1$. In particular, the value of the Gutenberg-Richter exponent $\alpha = 1$ in the fractal-overlap model is clearly independent of the dimension of the fractals used and therefore the result is of a general nature. In the context of this paper it may be mentioned that in a similar fashion Pietronero et al [13] found a common mode of origin for the laws of Benford and Zipf.

A cknow ledgm ents

BKC is grateful to S. Sinha for useful discussions. AC thanks E. Tosatti and L. Pietronero for pointing out Ref. [13].

-
- [1] V. Pareto, *Cours d'economie Politique*, (F. Rouge, Lausanne, 1897).
 - [2] *Econophysics of Wealth Distributions*, Eds. A. Chatterjee, S. Yarlagadda, and B. K. Chakrabarti (Springer-Verlag Italia, Milan, 2005).
 - [3] A. Chatterjee, B. K. Chakrabarti and S. S. Manna, *Physica A* 335 (2004) 155.
 - [4] B. K. Chakrabarti and R. B. Stinchcombe, *Physica A* 270 (1999) 27.
 - [5] B. Gutenberg and C. F. Richter, *Bull. Seismol. Soc. Am.* 34 (1944) 185.
 - [6] B. Gutenberg and C. F. Richter, *Seismicity of the Earth*, Princeton University Press, Princeton, 1954.
 - [7] B. K. Chakrabarti and S. M arjit, *Ind. J. Phys. B* 69 (1995) 681; A. A. Dragulescu and V. M. Yakovenko, *Eur. Phys. J. B* 17 (2000) 723.
 - [8] A. Chakraborti and B. K. Chakrabarti, *Eur. Phys. J. B* 17 (2000) 167; A. Das and S. Yarlagadda, *Phys. Scr. T* 106 (2003) 39; M. Patriarca, A. Chakraborti and K. Kaski, *Phys. Rev. E* 70 (2004) 016104.
 - [9] A. Chatterjee, B. K. Chakrabarti and R. B. Stinchcombe, *Phys. Rev. E* 72 (2005) 026126.
 - [10] P. Repetowicz, S. Hutzler and P. Richmond, *Physica A* 356 (2005) 641.
 - [11] P. Bhattacharyya, *Physica A* 348 (2005) 199.
 - [12] S. Pradhan, B. K. Chakrabarti, P. Ray and M. K. Dey, *Phys. Scr. T* 106 (2003) 77; S. Pradhan, P. Chaudhuri and B. K. Chakrabarti, in *Continuum Models and Discrete Systems*, Ed. D. J. Bergman, E. Inan, *Nato Sc. Series*, Kluwer Academic Publishers (Dordrecht, 2004) pp. 245-250; [arXiv:cond-mat/0307735](#).
 - [13] L. Pietronero, E. Tosatti, V. Tosatti and A. Vespignani, *Physica A* 293 (2001) 297.