

Water waves over a time-dependent bottom: Exact description for 2D potential flows

V. P. Ruban*

Landau Institute for Theoretical Physics, 2 Kosygin Street, 119334 Moscow, Russia

(Dated: January 29, 2022)

Two-dimensional potential flows of an ideal fluid with a free surface are considered in situations when shape of the bottom depends on time due to external reasons. Exact nonlinear equations describing surface waves in terms of the so called conformal variables are derived for an arbitrary time-evolving bottom parameterized by an analytical function. An efficient numerical method for the obtained equations is suggested.

PACS numbers: 47.15.Hg, 47.35.+i, 47.10.+g

I. INTRODUCTION

The theory of water waves now is among the most actively developing branches of the hydrodynamic science (see, for instance, [1, 2, 3, 4, 5, 6, 7, 8, 9, 10, 11, 12, 13, 14, 15, 16], and many references therein). In particular, two-dimensional (2D) flows of an ideal incompressible fluid with a free surface are very attractive for theoretical study, since they possess many essential features in common with real water waves, and simultaneously are relatively simple for analytical and numerical treatment. A powerful mathematical support for the 2D theory is provided by analytical functions and the corresponding conformal mappings. The original idea of using conformal mappings was intended for waves on the deep water or over a static horizontal bottom: a geometrically simple region occupied by resting fluid (it is the lower half-plane [8, 9, 10, 11, 13, 14, 15], or a horizontal stripe [12]) is mapped onto the flow region with a disturbed time-dependent free surface, so that the real axis is transformed into the moving boundary. With such conformal “straightening” of the free boundary, it is possible to obtain an exact analytical description for surface waves. The corresponding (1+1)-dimensional nonlinear equations of motion are very convenient for numerical simulations by spectral methods. Important achievements in this direction were reported in works [9, 10, 11, 12, 13, 14, 15], including analytical and numerical results. A generalization has been recently made to the case when the bottom shape is still static but strongly inhomogeneous in space [16].

The purpose of present paper is to derive exact equations of motion for the free boundary in 2D ideal flows, valid with arbitrary non-stationary bottom profile (Sec.II), and to suggest a numerical method for solving the obtained highly nonlinear equations (Sec.III). This problem, besides being interesting by itself, is also important for studying such phenomena as tsunami generation by earthquakes and other similar processes in natural and laboratory conditions.

II. EXACT NONLINEAR EQUATIONS

Let us start our consideration with basic definitions. We will describe a nonstationary flow region \mathcal{D}_z in (x, y) -plane (with y -axis up-directed) by an analytical function $x + iy = z(w, t)$, where t is the time, and the complex variable $w = u + iv$ occupies in (u, v) -plane the fixed infinite horizontal stripe $\mathcal{D}_w : -\infty < u < +\infty, 0 < v < 1$. Position of the free surface $\partial\mathcal{D}_z^{(s)}$ will be given in parametric form by the formula

$$X^{(s)}(u, t) + iY^{(s)}(u, t) \equiv Z^{(s)}(u, t) = z(u + i, t), \quad (1)$$

while the bottom profile $\partial\mathcal{D}_z^{(b)}$ will be determined by

$$X^{(b)}(u, t) + iY^{(b)}(u, t) \equiv Z^{(b)}(u, t) = z(u, t). \quad (2)$$

Inasmuch as the velocity potential $\varphi(x, y, t)$ satisfies the Laplace equation $\varphi_{xx} + \varphi_{yy} = 0$, in \mathcal{D}_z the analytical complex potential $\tilde{\phi}(z, t) = \varphi(x, y, t) + i\theta(x, y, t)$ is defined, with $\theta(x, y)$ being the harmonically conjugate for $\varphi(x, y)$. We deal below with the complex analytical function $\phi(w, t) = \tilde{\phi}(z(w, t), t)$ defined in \mathcal{D}_w and taking the boundary values as written below:

$$\phi(u + i, t) \equiv \Phi^{(s)}(u, t), \quad \phi(u, t) \equiv \Phi^{(b)}(u, t). \quad (3)$$

The velocity components are determined by the usual relations

$$V_x - iV_y = \varphi_x - i\varphi_y = d\tilde{\phi}/dz = \phi'(w, t)/z'(w, t), \quad (4)$$

where $(\dots)'$ denotes derivative over the complex variable w .

Now we proceed to equations of motion. First of all, it is the dynamic Bernoulli equation on the free surface,

$$\text{Re}(\tilde{\phi}_t(z, t)) + \frac{|d\tilde{\phi}/dz|^2}{2} + g \text{Im } z = 0, \quad z \in \partial\mathcal{D}_z^{(s)}, \quad (5)$$

where g is the gravitational acceleration. This equation can be easily re-written in terms of the conformal variables as follows:

$$\text{Re} \left(\Phi_t^{(s)} - \Phi_u^{(s)} \frac{Z_t^{(s)}}{Z_u^{(s)}} \right) + \frac{|\Phi_u^{(s)}|^2}{2|Z_u^{(s)}|^2} + g \text{Im } Z^{(s)} = 0. \quad (6)$$

*Electronic address: ruban@itp.ac.ru

Two other equations of motion are the kinematic conditions on the free surface and on the bottom, expressing the fact that the boundary motion is determined by the normal component of the velocity field. In the conformal variables these conditions take form

$$\text{Im} \left(Z_t^{(s)} \bar{Z}_u^{(s)} \right) = -\text{Im} \Phi_u^{(s)}, \quad (7)$$

$$\text{Im} \left(Z_t^{(b)} \bar{Z}_u^{(b)} \right) = -\text{Im} \Phi_u^{(b)}, \quad (8)$$

where \bar{Z} denotes complex conjugate value.

We should take into account that $\Phi^{(s)}(u, t)$ and $\Phi^{(b)}(u, t)$ are not mutually independent, but they are related to each other by a linear transform. Indeed, the following formula for analytical continuation is valid:

$$\phi(w, t) = \int_{-\infty}^{+\infty} \Phi_k^{(b)}(t) e^{ikw} \frac{dk}{2\pi}. \quad (9)$$

Here the Fourier transform $\Phi^{(b)}(u) \mapsto \Phi_k^{(b)}$ is defined in the usual way:

$$\Phi_k^{(b)}(t) = \int \Phi^{(b)}(u, t) e^{-iku} du. \quad (10)$$

Therefore at the free surface, where $w = u + i$, we have

$$\Phi^{(s)}(u, t) = \int e^{-k} \Phi_k^{(b)}(t) e^{iku} \frac{dk}{2\pi}. \quad (11)$$

It is a proper point here to introduce some linear operators, necessary for further exposition. These linear operators \hat{S} , \hat{R} , and $\hat{T} = \hat{R}^{-1}$ are diagonal in Fourier representation:

$$S_k = 1/\cosh(k), \quad R_k = i \tanh(k), \quad T_k = -i \coth(k). \quad (12)$$

It will be convenient for us to write $\Phi^{(b)}(u, t)$ in the form

$$\Phi^{(b)}(u, t) = \hat{S} \psi(u, t) - i(1 - i\hat{R}) \hat{\partial}_u^{-1} f(u, t), \quad (13)$$

with $\psi(u, t)$ and $f(u, t)$ being some unknown real functions. Then for $\Phi^{(s)}(u, t)$ we will have the formula

$$\Phi^{(s)}(u, t) = (1 + i\hat{R}) \psi(u, t) - i\hat{S} \hat{\partial}_u^{-1} f(u, t). \quad (14)$$

Later we use in equations the complex function

$$\Psi(u, t) \equiv (1 + i\hat{R}) \psi(u, t). \quad (15)$$

Now it is necessary to look at the conformal mapping $z(w, t)$ with more attention. Since the bottom motion is assumed to be prescribed, this function has the following structure (compare with [16]):

$$z(w, t) = Z(\zeta(w, t), t), \quad (16)$$

where a known analytical function $Z(\zeta, t)$ determines a conformal mapping for the upper half-plane of an intermediate complex variable ζ onto the infinite region

above the bottom in z -plane (or, at least, the mapping $Z(\zeta, t)$ should have no singularities within a sufficiently wide horizontal stripe above the real axis in ζ -plane, so there should be enough “free space” for large-amplitude waves in z -plane). The intermediate analytical function $\zeta(w, t)$ takes real values at the real axis. Therefore we may write

$$\zeta(w, t) = \int \frac{a_k(t)}{\cosh(k)} e^{ikw} \frac{dk}{2\pi}, \quad a_{-k} = \bar{a}_k \quad (17)$$

where $a_k(t)$ is the Fourier transform of a real function $a(u, t)$. On the bottom $\zeta(u, t) = \hat{S}a(u, t)$, thus the parametrically given curve

$$Z^{(b)}(u, t) = Z(\hat{S}a(u, t), t), \quad -\infty < u < +\infty, \quad (18)$$

coincides with the prescribed curve $X + iY = Z(s, t)$, $-\infty < s < +\infty$ (these two curves differ from each other just by parameterization). At the free surface

$$\zeta(u + i, t) \equiv \xi(u, t) = (1 + i\hat{R})a(u, t), \quad (19)$$

$$Z^{(s)}(u, t) = Z(\xi(u, t), t). \quad (20)$$

Since our purpose is to derive equations of motion for the unknown functions $\Psi(u, t)$, $f(u, t)$, and $\xi(u, t)$, we have to substitute expressions (13), (14), (18), (19), and (20) into Eqs.(6), (7), (8). Eq.(8) is simple and does not need any trick. Eq.(7) (divided by $|Z_u^{(s)}|^2$) takes the form

$$\text{Im} \left(\frac{\xi_t}{\xi_u} \right) + \text{Im} \left(\frac{Z_t(\xi, t)}{Z_\xi(\xi, t)\xi_u} \right) = \frac{-\text{Im} \Psi_u + \hat{S}f}{|Z_\xi(\xi, t)\xi_u|^2}. \quad (21)$$

From here we express ξ_t (see Eq.(23) below and compare with [16]) and substitute proper expressions into Eq.(6), in order to find ψ_t . Simple transformations, similar to those in work [16], lead to the following equations:

$$f = \text{Im} \left(Z_t(s, t) \bar{Z}_s(s, t) \hat{S}a_u \right) \Big|_{s=\hat{S}a}, \quad a = \text{Re} \xi, \quad (22)$$

$$\xi_t = -\xi_u (\hat{T} + i) \left[\frac{\text{Im} \Psi_u - \hat{S}f}{|Z_\xi(\xi, t)\xi_u|^2} + \text{Im} \left(\frac{Z_t(\xi, t)}{Z_\xi(\xi, t)\xi_u} \right) \right], \quad (23)$$

$$\begin{aligned} \Psi_t = & -\Psi_u (\hat{T} + i) \left[\frac{\text{Im} \Psi_u - \hat{S}f}{|Z_\xi(\xi, t)\xi_u|^2} + \text{Im} \left(\frac{Z_t(\xi, t)}{Z_\xi(\xi, t)\xi_u} \right) \right] \\ & + (1 + i\hat{R}) \left[\text{Re} \left(\frac{\Psi_u Z_t(\xi, t)}{Z_\xi(\xi, t)\xi_u} \right) - \frac{|\Psi_u|^2 - (\hat{S}f)^2}{2|Z_\xi(\xi, t)\xi_u|^2} \right. \\ & \left. - g \text{Im} Z(\xi, t) \right]. \quad (24) \end{aligned}$$

This system of equations is the main result of present paper. It provides exact description for potential water waves over a time-dependent bottom determined by an analytical function $Z(\zeta, t)$. It should be noted that capillarity effects can be easily included here by adding the term

$$\sigma |\hat{\partial}_u Z(\xi(u))|^{-1} \text{Im} [(\hat{\partial}_u)^2 Z(\xi(u)) / \hat{\partial}_u Z(\xi(u))]$$

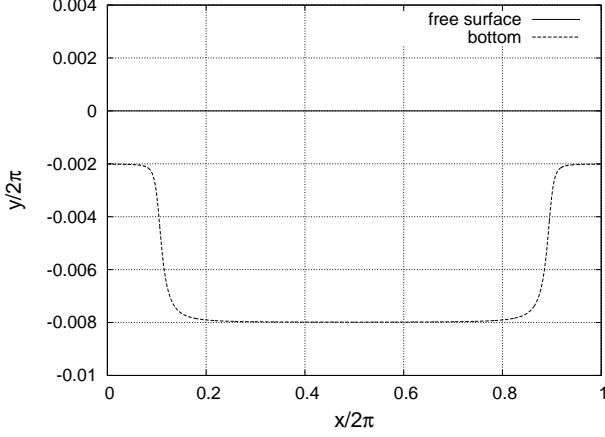


FIG. 1: (i) Initial bottom profile and horizontal free surface. The velocity field is everywhere zero.

(proportional to the surface curvature) to the gravity term $-g \operatorname{Im} Z(\xi)$.

The above equations are valid not only for infinitely extended configurations (when the fluid covers the whole bottom), but also for the flows with one or two non-stationary shore edges. However, asymptotic properties of the intermediate mapping $\zeta(w, t)$ are different in these cases. So, with two edges $\zeta(u, t) \rightarrow C_{\pm}(t)$ as $u \rightarrow \pm\infty$, while for edge-less configurations the corresponding limits are $\zeta(u, t) \rightarrow \pm\infty$.

III. NUMERICAL METHOD

Equations (22), (23), (24), though look quite complicated, in many cases are convenient for numerical simulations, as described below.

Instead of the function $\Psi(u, t)$, we deal with another function (similar to that proposed in [14, 15]),

$$\beta(u, t) = \Psi_u(u, t) / \xi_u(u, t), \quad (25)$$

because this choice results in better numerical stability (concerning the problem of optimal variables see [17, 18]).

Let us consider a class of space-periodic flows (without shore edges!) over x -periodic profiles of the bottom. With a proper choice for the length and time scales, we may write $g = 1$, and $Z(\zeta + 2\pi, t) = 2\pi + Z(\zeta, t)$. As it was pointed in [16], in space-periodic flows the variable u comes into solutions in the combination $\vartheta = u\alpha(t)$, where a real function $\alpha(t)$ depends on time because the operator \hat{T} is singular on small wave-numbers. Besides $\alpha(t)$, solutions are determined by two other real functions, $\rho(\vartheta, t)$ and $\chi(\vartheta, t)$, both having period 2π on ϑ variable:

$$\rho(\vartheta, t) = \sum_{m=-\infty}^{+\infty} \rho_m(t) \exp(im\vartheta), \quad \rho_{-m}(t) = \bar{\rho}_m(t), \quad (26)$$

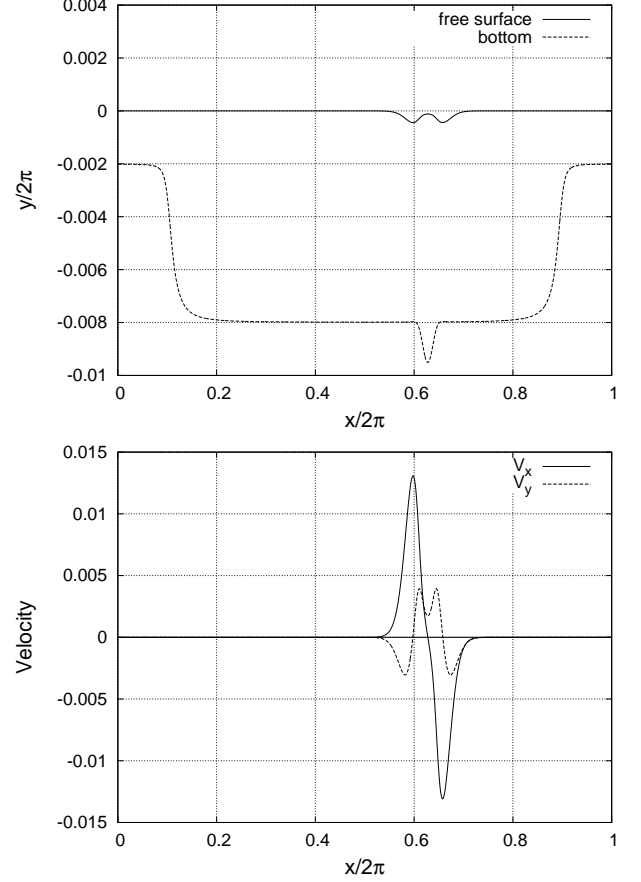


FIG. 2: (i) $t = 2$: The cavity on the bottom has been almost formed.

$$\chi(\vartheta, t) = \sum_{m=-\infty}^{+\infty} \chi_m(t) \exp(im\vartheta), \quad \chi_{-m}(t) = \bar{\chi}_m(t), \quad (27)$$

$$\begin{aligned} \xi(\vartheta, t) &= \vartheta + i\alpha(t) + \sum_{m=-\infty}^{+\infty} \frac{2\rho_m(t) \exp(im\vartheta)}{1 + \exp(2m\alpha(t))} \\ &= \vartheta + i\alpha(t) + (1 + i\hat{R}_\alpha)\rho(\vartheta, t), \end{aligned} \quad (28)$$

$$\beta(\vartheta, t) = \sum_{m=-\infty}^{+\infty} \frac{2\chi_m(t) \exp(im\vartheta)}{1 + \exp(2m\alpha(t))} = (1 + i\hat{R}_\alpha)\chi(\vartheta, t). \quad (29)$$

The linear operator \hat{R}_α is diagonal in the discrete Fourier representation: $R_\alpha(m) = i \tanh(\alpha m)$. Let us introduce the following quantities:

$$F = \operatorname{Im} \left[Z_t(s, t) \bar{Z}_s(s, t) (1 + \hat{S}_\alpha \partial_\vartheta \rho) \right] \Big|_{s=\vartheta + \hat{S}_\alpha \rho}, \quad (30)$$

$$U = (\hat{T}_\alpha + i) \left[\frac{\operatorname{Im}(\beta \xi') - \hat{S}_\alpha F}{|Z_\xi(\xi, t) \xi'|^2} + \operatorname{Im} \left(\frac{Z_t(\xi, t)}{Z_\xi(\xi, t) \xi'} \right) \right], \quad (31)$$

$$W = \frac{|\beta \xi'|^2 - (\hat{S}_\alpha F)^2}{2|Z_\xi(\xi, t) \xi'|^2} + \operatorname{Im} Z(\xi, t) - \operatorname{Re} \left(\frac{\beta Z_t(\xi, t)}{Z_\xi(\xi, t)} \right), \quad (32)$$

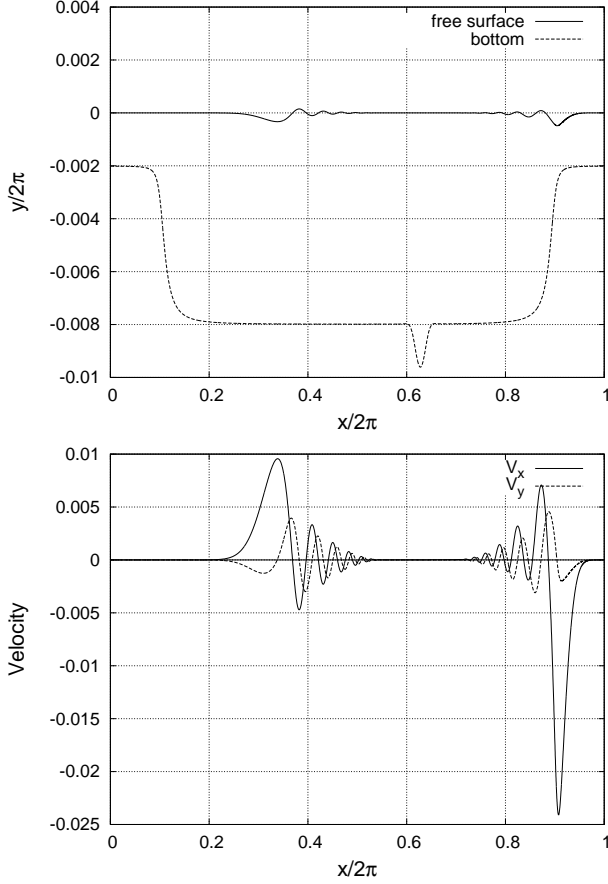


FIG. 3: (i) $t = 10$: The right-propagating group of waves is approaching the shallow region.

where $S_\alpha(m) = 1/\cosh(\alpha m)$, $\xi' \equiv \partial_\vartheta \xi = 1 + (1 + i\hat{R}_\alpha)\partial_\vartheta \rho$. The linear operator \hat{T}_α is regular. In the discrete Fourier representation it is defined as follows:

$$\begin{aligned} T_\alpha(m) &= -i \coth(\alpha m), & m \neq 0; \\ &= 0, & m = 0. \end{aligned} \quad (33)$$

Equations of motion for the real functions $\alpha(t)$, $\rho(\vartheta, t)$, and $\chi(\vartheta, t)$ follow from (22), (23), (24) and have the form

$$\dot{\alpha}(t) = -\frac{1}{2\pi} \int_0^{2\pi} \text{Im}(U) d\vartheta, \quad (34)$$

$$\dot{\rho}(\vartheta, t) = -\text{Re}(U\xi'), \quad (35)$$

$$\dot{\chi}(\vartheta, t) = -\text{Re}\left(U\beta' + \frac{1}{\xi'}(1 + i\hat{R}_\alpha)\partial_\vartheta W\right), \quad (36)$$

where $\beta' \equiv \partial_\vartheta \beta = (1 + i\hat{R}_\alpha)\partial_\vartheta \chi$.

The above system (34)-(36) can be efficiently simulated by the spectral method, since the multiplications are simple in ϑ -representation, while the linear operators \hat{S}_α , \hat{R}_α , and \hat{T}_α (also ϑ -differentiation) are simple in Fourier representation. The integration scheme can be based, for instance, on the Runge-Kutta 4-th order accuracy

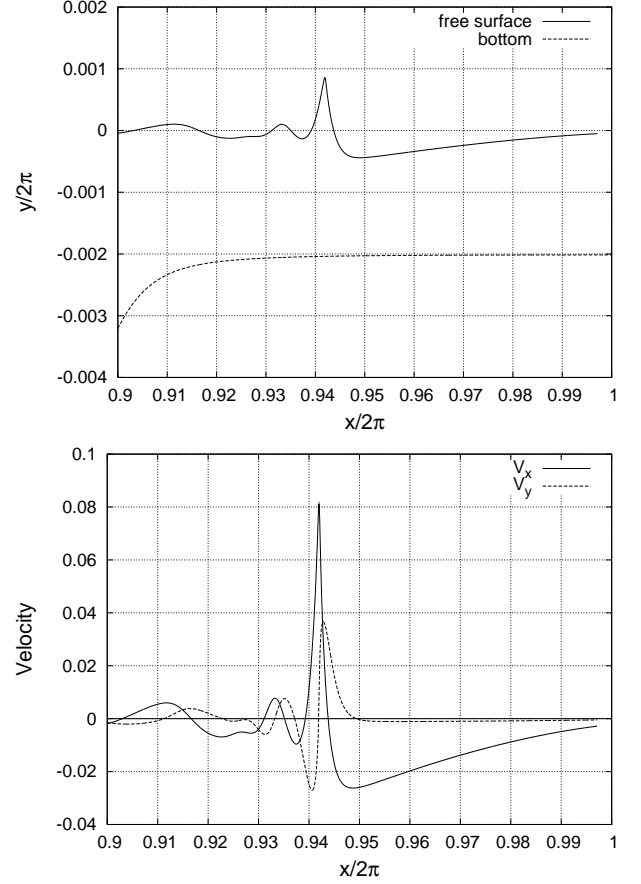


FIG. 4: (i) Breaking leading wave at $t \approx 13.18$

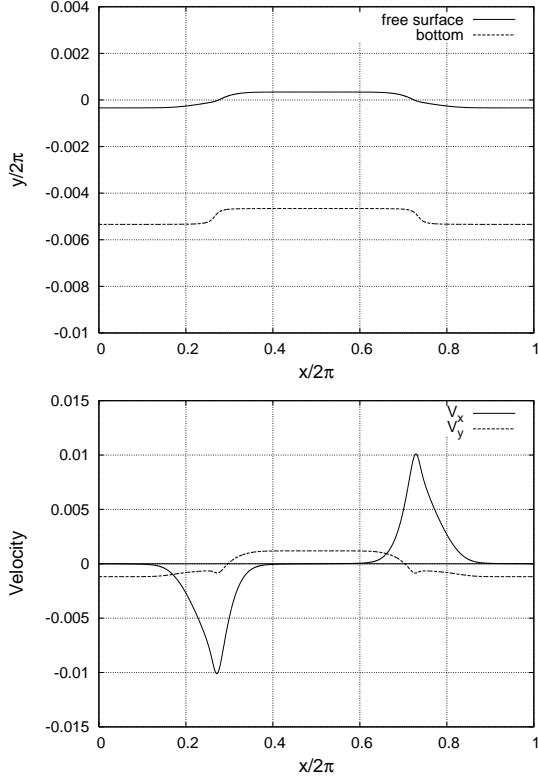
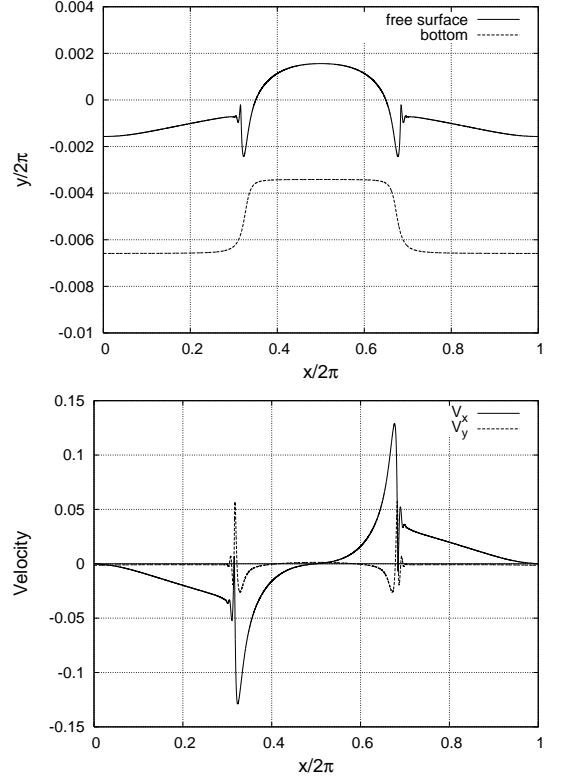
method, similarly to works [15, 16]. Efficient subroutine libraries for the fast Fourier transform are now available. In the numerical experiments reported here, the FFTW library was used [19]. The employed Fourier harmonics had numbers m in the limits $-16000 < m < 16000$ (the size of arrays for the Fourier transform was even larger, $N = 2^{16}$), thus the obtained solutions are very accurate (compare with [16]).

A. First numerical experiment

In the first numerical experiment [referred to as (i)], the shape of the bottom was determined by analytical function $Z(\zeta, t) = \mathcal{B}^{(i)}(\zeta - i\alpha_0, t)$, where $\alpha_0 = \pi/100 \approx 0.0314$, and function $\mathcal{B}^{(i)}(q, t)$ is expressed as follows:

$$\begin{aligned} \mathcal{B}^{(i)}(q, t) &= q + i\Delta \ln \left(\frac{i \sin q + \sqrt{\epsilon + \cos^2 q}}{\sqrt{1 + \epsilon}} \right) \\ &+ \frac{iAt^4}{\tau^4 + t^4} \exp[-C(1 + \cos(q - \delta))]. \end{aligned} \quad (37)$$

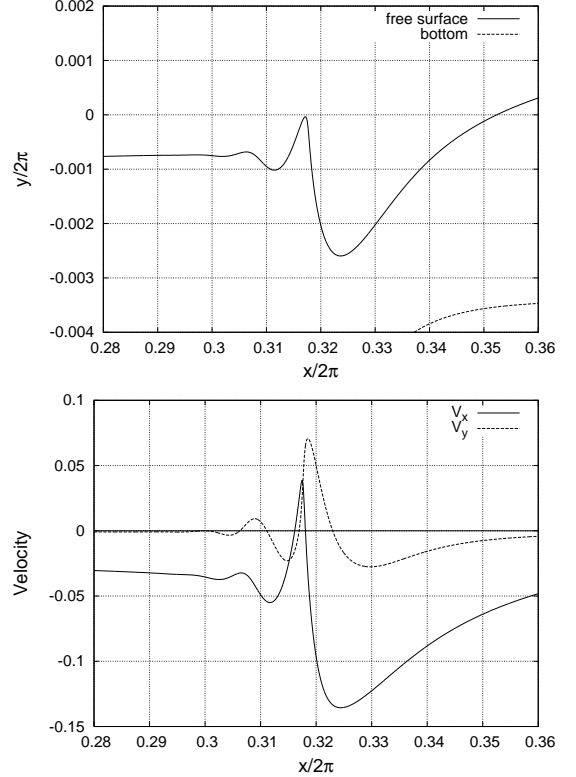
Here the parameters are $\Delta = 0.6$, $\epsilon = 0.01$, $A = -0.008$, $\tau = 1.0$, $C = 500.0$, and $\delta = 0.16\pi$. The time-

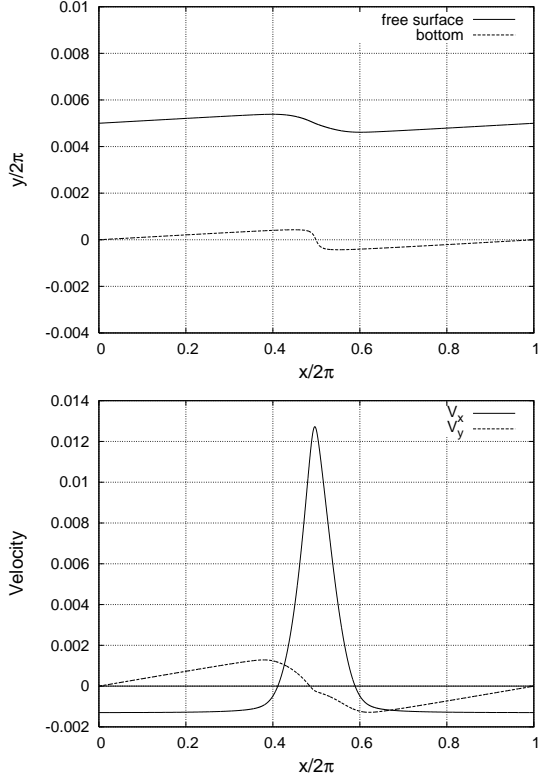
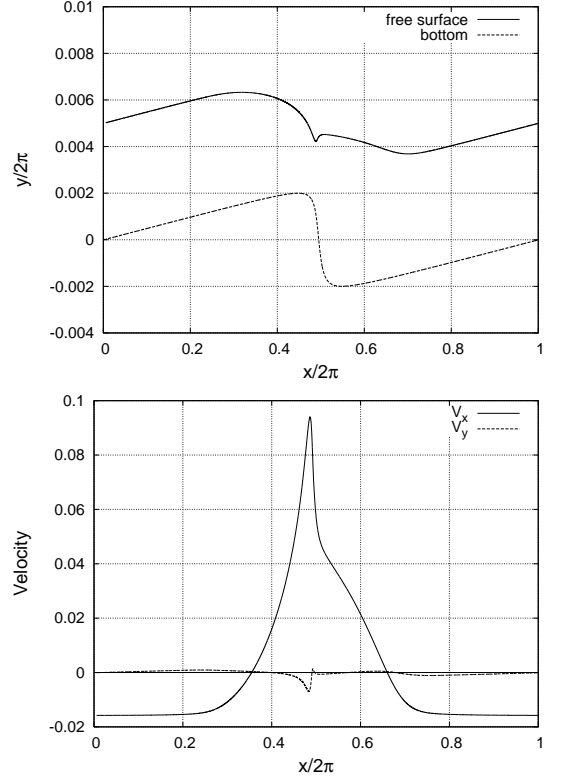
FIG. 5: (ii) $t = 5$ FIG. 6: (ii) $t = 10$

independent terms in the above formula describe the bottom profile as shown in Fig.1, with deep and shallow regions. The time-dependent term in $\mathcal{B}(q, t)$ corresponds to formation of a cavity on the bottom. The initial values were taken $\rho(\vartheta, 0) = 0$, $\chi(\vartheta, 0) = 0$, and $\alpha(0) = \alpha_0$, thus giving the horizontal free surface and zero velocity field at $t = 0$. The corresponding numerical results are presented in Figs.1-4 in terms of the dimensionless quantities $z = x + iy$ and $V = [\beta\xi' - i\hat{S}_\alpha F]/[Z_\xi(\xi, t)\xi'] = V_x - iV_y$. This numerical experiment can be viewed as a rough model for a tsunami wave generation, subsequent propagation, and final breaking. Indeed, the inhomogeneous bottom displacement is an analog of an earthquake resulting in two opposite-propagating groups of surface waves. When one of the groups first approaches a shallow region, the crest of its leading wave becomes higher and sharper, and finally singular. In real world instead true singularity one can observe vortices, splash, and foam on the crest. Further treatment of this situation is not possible within present ideal 2D theory, since 3D effects and dissipative processes become important.

B. Second numerical experiment

In the second numerical experiment [referred to as (ii)], the bottom profile was determined by function $Z(\zeta, t) =$

FIG. 7: (ii) $t = 10.117$

FIG. 8: (iii) $t = 5$ FIG. 9: (iii) $t = 10$

$\mathcal{B}^{(ii)}(\zeta - i\alpha_0, t)$, where

$$\mathcal{B}^{(ii)}(q, t) = q - iA(\lambda t)^4 e^{-\lambda t} \ln \left(\frac{i \sin q + \sqrt{\epsilon + \cos^2 q}}{\sqrt{1 + \epsilon}} \right), \quad (38)$$

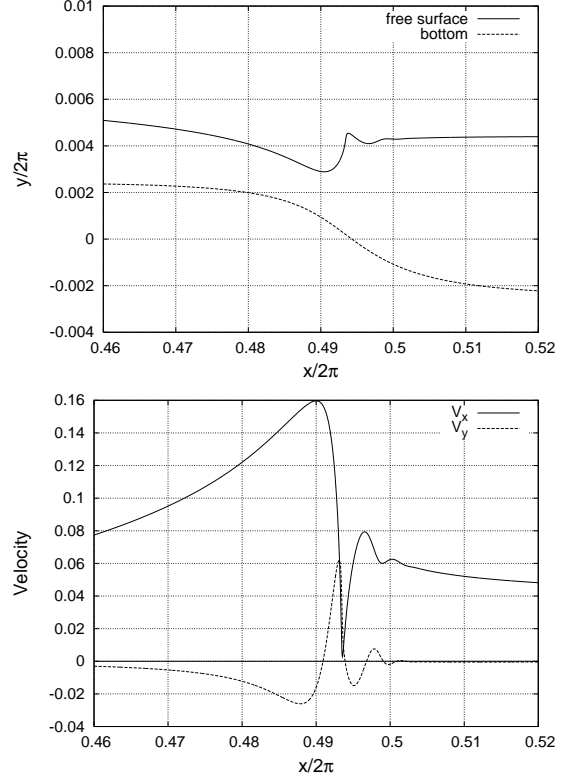
with $\alpha_0 = \pi/100$, $\epsilon = 0.01$, $A = 0.1$, $\lambda = 0.25$. The initial values were $\rho(\vartheta, 0) = 0$, $\chi(\vartheta, 0) = 0$, and $\alpha(0) = \alpha_0$, thus corresponding to the horizontal free surface $y = 0$, the horizontal bottom $y = -\alpha_0$, and zero velocity field at $t = 0$. At later times, some pieces of the bottom rose and some pieces went down. Results of this simulation are presented in Figs.5-7. In this case, a singularity forms in the places where the fluid flows from the shallow region to the deep region (see Fig.7).

C. Third numerical experiment

In the third numerical experiment [referred to as (iii)], the following function $Z(\zeta, t)$ was used:

$$Z(\zeta, t) = \zeta + A(\lambda t)^4 e^{-\lambda t} \ln [1 + C \exp(i\zeta)], \quad (39)$$

with $A = \pi/1000$, $\lambda = 0.25$, $C = 0.95$. As previously, $\rho(\vartheta, 0) = 0$, $\chi(\vartheta, 0) = 0$, and $\alpha(0) = \alpha_0$. The results of this simulation are presented in Figs.8-10.

FIG. 10: (iii) $t = 11.40$

IV. SUMMARY

In this paper exact nonlinear equations of motion for potential 2D ideal incompressible flows with a free surface in a uniform gravitational field have been obtained, taking into account a time-dependent curved bottom with a

profile prescribed by an analytical function. The mathematical theory of functions of a complex variable and conformal mappings was extensively used in the derivation. Despite a complicated structure of the equations, an efficient numerical code has been developed for space-periodic solutions, which gives very accurate results.

-
- [1] V. E. Zakharov, Eur. J. Mech. B/Fluids **18** 327 (1999).
 - [2] A. Alexakis, A. C. Calder, L. J. Dursi, R. Rosner, J. W. Truran, B. Fryxell, M. Zingale, F. X. Timmes, K. Olson, P. Ricker, Phys. Fluids **16**, 3256 (2004).
 - [3] J.T. Kirby, in *Gravity Waves in Water of Finite Depth*, J. N. Hunt (ed). Advances in Fluid Mechanics, **10**, 55-125, Computational Mechanics Publications, 1997; J.T. Kirby, in *Advances in Coastal Modeling*, V. C. Lakhan (ed), Elsevier, 1-41, 2003; http://chinacat.coastal.udel.edu/~kirby/kirby_pubs.html
 - [4] H. D. Cenicerros and T. Y. Hou, Phys. Fluids **11**, 1042 (1999).
 - [5] M. L. Banner and X. Tian, Phys. Rev. Lett. **77**, 2953 (1996).
 - [6] A. R. Osborne, M. Onorato, and M. Serio, Phys. Lett. A **275**, 386 (2000).
 - [7] S. Tadeipalli and C. E. Synolakis, Phys. Rev. Lett. **77**, 2142 (1996).
 - [8] L. V. Ovsyannikov, *Dynamika Sploshnoi Sredy*, Lavrentiev Institute of Hydrodynamics Sib. Branch of Ac. Sci. USSR, No. **15**, pp. 104-125 (1973) [in Russian].
 - [9] A. I. Dyachenko, E. A. Kuznetsov, M. D. Spector, and V. E. Zakharov, Phys. Lett. A **221**, 73 (1996).
 - [10] A. I. Dyachenko, Y. V. L'vov, and V. E. Zakharov, Physica D **87**, 233 (1995).
 - [11] V. E. Zakharov and A. I. Dyachenko, Physica D **98**, 652 (1996).
 - [12] A. I. Dyachenko, V. E. Zakharov, and E. A. Kuznetsov, Fiz. Plazmy **22**, 916 (1996) [Plasma Phys. Rep. **22**, 829 (1996)].
 - [13] Y. V. Lvov, Phys. Lett. A **230**, 38 (1997).
 - [14] A. I. Dyachenko, Doklady Akademii Nauk **376**, 27 (2001) [Doklady Mathematics **63**, 115 (2001)].
 - [15] V. E. Zakharov, A. I. Dyachenko, and O. A. Vasilyev, Eur. J. Mech. B/Fluids **21**, 283 (2002).
 - [16] V. P. Ruban, Phys. Rev. E **70**, 0663?? (2004); e-print physics/0406034 (2004).
 - [17] A. I. Dyachenko, to be published (2004).
 - [18] P. M. Lushnikov and V. E. Zakharov, e-print nlin.PS/0410054 (2004).
 - [19] <http://www.fftw.org/>