

Tamari lattices, forests and Thompson monoids

Zoran Sunic

Department of Mathematics
Texas A & M University, MS-3368
College Station, TX 77843-3368, USA

Mathematics Subject Classification: 06A07, 20F55, 05C05

Abstract

A connection relating Tamari lattices on symmetric groups regarded as lattices under the weak Bruhat order to the positive monoid P of Thompson group F is presented. Tamari congruence classes correspond to classes of equivalent elements in P . The two well known normal forms in P correspond to endpoints of intervals in the weak Bruhat order that determine the Tamari classes. In the monoid P these correspond to lexicographically largest and lexicographically smallest form, while on the level of permutations they correspond to 132-avoiding and 231-avoiding permutations.

Forests appear naturally in both contexts as they are used to model both permutations and elements of the Thompson monoid.

The connection is then extended to Tamari orders on partitions of $((k-1)n+2)$ -gons into $(k+1)$ -gons and Thompson monoids $P_k, k \geq 2$.

1 Introduction

The purpose of this note is to present a connection between the positive Thompson monoid (of type F) and Tamari lattices (of type A).

The fact that Thompson groups and monoids are related to trees is certainly well known and established among the people interested in these groups. Ever since [Bro87] trees are heavily used as helpful tools in representing elements in order to aid both calculations and conceptual understanding. On the other hand, researchers in combinatorics have usually, with rare exceptions, heard very little about Thompson groups, and even when they have it is mostly in the context of providing examples of infinite simple groups.

We start with some very well known and understood classes of objects in combinatorics that are related to Tamari lattices on symmetric groups and then naturally arrive at Thompson monoids, which essentially capture all instances of these combinatorial objects along with their inter-relations.

The connection in question relates Tamari lattices on finite symmetric groups (Tamari lattices of type A) to the positive Thompson monoid

$$P_2 = \text{Monh } x_0; x_1; x_2; \quad x_i x_j = x_{j+1} x_i; \text{ for } i < j: \quad (1)$$

The connection is obtained in a natural way as follows. First some well known connections between permutations, inversion sequences and linearized labeled binary rooted trees are recalled. The simple observation that concatenation is closed in the set X_1 of inversion sequences leads to a definition of a graded product on the set of all finite permutations S_1 . The corresponding product on the set of linearized labeled binary rooted trees T_1 is just stacking of trees. At this stage we have three isomorphic monoids X_1, S_1 and T_1 . Tamari congruence on T_1 is the congruence obtained when trees that have the same shape but different linearization are identified. This leads to a corresponding congruence on the level of permutations and also on the level of inversion sequences and we get three monoids $T_1 = \dots, S_1 = \dots$ and $X_1 = \dots$. It turns out that these three monoids are free. We then extend our considerations to the set of all sequences of non-negative integers X , all linearized labeled binary rooted forests T and

the corresponding set of n -permutations S_n . We extend the notion of Tamari congruence and identify two forests of the same shape regardless of the linearization. The corresponding factor monoids $T_n = S_n / \equiv = X_n^*$ are isomorphic to the Thompson monoid P_2 .

After going through the details of the connection between Tamari lattices on symmetric groups and Thompson monoid P_2 in Section 6, a similar connection is established between Thompson monoids P_k , $k \geq 2$, and Tamari orders (they do not form lattices for $k \geq 3$) corresponding to partitions of $((k-1)n+2)$ -gons into $(k+1)$ -gons in Section 7.

2 Some basic facts about Tamari lattices

Tamari lattices of type A are homomorphic images of the weak Bruhat order lattices over finite Coxeter groups of type A, i.e., finite symmetric groups. Recall that the (left) weak Bruhat lattice on S_n as Coxeter group of type A_{n-1} is just the (left) Cayley graph of S_n with respect to the standard generating set of reflections $f(12); (23); \dots; (n-1 n)$ ordered by declaring that $\sigma < \tau$ if there exists a geodesic path from σ to τ that passes through $\sigma f(i, i+1)$, for some standard reflection $(i, i+1)$, and the length of σ (in terms of the standard reflections) is larger than the length of τ . Then define the weak Bruhat order as closure of this cover relation.

For a fixed n , there are many ways of thinking of the congruence classes on S_n defining the corresponding Tamari lattice L_n . We recall some of them here, along with some additional notions.

We consider linearized labeled binary rooted trees on n interior vertices. When $n = 0$ there is only one such tree and it has a single vertex which is simultaneously the root and a leaf labeled by 0. If $n \geq 1$ the root of such tree has degree 2 and the other $n-1$ interior vertices have degree 3. The $n+1$ leaves are labeled bijectively by $0; 1; \dots; n$. In addition, the interior vertices are labeled bijectively by $1; \dots; n$ in such a way that the labels on the paths from the root to the leaves are decreasing (this is the linearization part of the tree—we can use it to extend the partial order on the interior vertices induced by the tree structure to a linear order). We depict such trees as in Figure 1. A rooted binary tree often

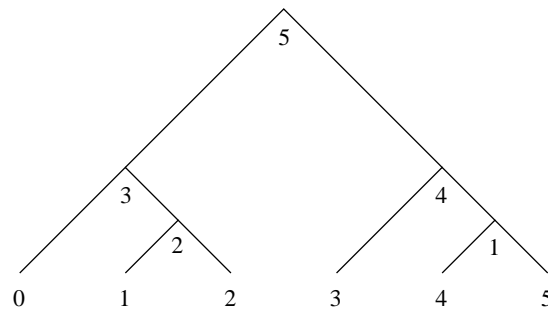


Figure 1: A linearized tree

admits more than one linearization and some standard choices are well established. We mention here two such choices (which are relevant to our discussion). The post-order linearization labels the interior vertices by $1; 2; \dots; n$ exactly in the order they are visited by using the left-right-root rule. The inverse post-order (or the right-left post order) labels the interior vertices in the order they are visited by using the right-left-root rule. The in-order labeling (using the left-root-right) does not necessarily produce a proper linearization. In the rest of the text we often say linearized tree and tree when we mean linearized labeled binary rooted tree and labeled binary rooted tree (the latter lack linearization labels, i.e. they lack labels on the interior vertices).

We recall the interpretation of Tamari lattice L_n as given by Huang and Tamari in [HT72]. It is defined by the product order on the set of integer sequences $e_1 :: e_n$ such that $1 \leq e_i \leq n$, for all i , and the condition that whenever $i < j$ and $j \leq e_i$ then $e_j \leq e_i$. While this is not directly apparent in [HT72],

one can easily interpret these sequences as encodings of labeled binary rooted trees as follows. Let t be a tree with n interior vertices. For $i = 1; \dots; n$, let e_i be the largest leaf label of the subtree of t hanging below the interior vertex i in the in-order labeling. For example, the encoding of the tree in Figure 1 is 22555.

The Tamari lattice L_n is defined by Björner and Wachs in [BW 97] as the product order on the set of integer sequences $r_1 \dots r_n$ satisfying $0 \leq r_i \leq n - i$, $i = 1; \dots; n$, and $r_{k+i} \leq r_k - i$, for $k = 1; \dots; n - 2$ and $i = 1; \dots; r_k$. A correspondence is established between permutations and labeled trees (the labeling on the interior vertices does not respect the partial order imposed by the tree, but it is related to it in a different way). All permutations are encoded by integer sequences of the above type as follows. Given a permutation σ , for each i , count the number of consecutive terms σ^{-1} following $\sigma^{-1}(i)$ that are smaller than $\sigma^{-1}(i)$. For example, for $\sigma = 52143$ we have $\sigma^{-1} = 32541$ and the encoding sequence is 10210. In the corresponding tree this sequence records, for each i , the number of interior vertices in the right subtree below the vertex visited at position i using the in-order. For example, the tree in Figure 1 (ignore the labels on interior vertices) is encoded by the sequence 10210. This same tree encodes the permutation $\sigma = 52142$. The Tamari classes are then classes of permutations encoded by the same integer sequence. The top permutation in each of these classes is 312-avoiding and the bottom one is 132-avoiding.

A correspondence between linearized binary trees on n interior vertices and permutations in S_n is given by Loday and Ronco in [LR 98]. The Tamari classes correspond to classes of permutations that are associated to the same tree (ignoring the linearization). This is exactly the way in which we will think of Tamari congruence classes on S_n .

There is a way to define triangulations of a $(n + 2)$ -gon corresponding to permutations in S_n . The Tamari congruence classes then consists of permutations that produce the same triangulation (see [ER 96]). The partial order on triangulations inherited from the weak Bruhat order is actually rather natural and can be expressed in its own right, with no reference to the weak Bruhat order (the cover relation expresses a local change in the triangulation due to a single "diagonal flip"). This is precisely defined in a more general setting in Section 7.

Purely in terms of the weak Bruhat order one can define the Tamari congruence on S_n as the coarsest congruence that collapses the edges

$$\begin{array}{c} (i+1)(i+1i+2) \\ \quad \quad \quad \downarrow \\ \quad \quad \quad j \\ \quad \quad \quad \downarrow \\ (i+1i+2) \end{array} ;$$

for $i = 1; \dots; n - 2$, in the weak Bruhat order on S_n . This and many other lattices on S_n are described in this manner by Reading in [Rea]. The collapsing of edges is encoded in the Coxeter diagram A_{n-1} by directing the edges. The Tamari congruence corresponds to orienting all the edges the same way, as in

$$(12) \rightarrow (23) \rightarrow \dots \rightarrow (n-1n):$$

There are many other ways to arrive at an ordered lattice isomorphic to the Tamari lattice corresponding to S_n , with or without referring to permutations. The author has stumbled upon yet another way in [Sun03] in which fixed points of a certain endomorphism of an infinite rooted tree are studied. Each vertex stabilizes after finitely many applications of the endomorphism and reaches a, so called, self-describing sequence. Each class of points at level n that eventually stabilizes to the same self-describing sequence corresponds in a rather natural way (through site inversion counting) to a congruence class in the Tamari lattice on S_n .

Note that there are certainly different congruences on S_n producing the same lattice quotient and thus deserving of the title Tamari congruence. The point is that there are always some choices involved and there is often more than one natural choice. One could work with the right Bruhat order instead of the left one, or define slightly different way to associate triangulations to permutations, or apply some obvious automorphisms to the weak Bruhat order lattice, and so on. There is just too much symmetry involved to claim any canonical choices (in our discussion so far we already mentioned a few different choices existing in the literature).

We now fix a particular Tamari congruence on S_n . The congruence will be denoted by \sim . It is the one we already defined above in terms of collapsing edges in the weak Bruhat order. We will make our definition of a triangulation corresponding to a permutation consistent with this choice. We will also make all our subsequent choices in accordance to this choice. This makes all the connections we display possible at the price of not always choosing the most standard way of representing some objects. It is all matter of left versus right, bottom versus top, etc., and it seems a standard choice in one aspect leads to non-standard choices in another aspect, so some degree of "oddness" is unavoidable.

Lattice congruence classes in finite lattices always form intervals, so the Tamari congruence classes are intervals in the weak Bruhat order. In agreement with our choices Tamari congruences correspond to intervals in the weak Bruhat order in which the upper bound is a 132-avoiding permutation and the lower bound is a 231-avoiding permutation. We will later say more on pattern avoidance.

3 Some basic facts about Thompson monoid P_2

Here we list some basic facts on Thompson group F_2 and the related positive monoid P_2 . Other than the presentation, already given in (1), nothing in this section is needed to follow the text.

The monoid P_2 satisfies the Ore condition and embeds into its group of left fractions $F_2 = P_2^{-1} P_2$. The group F_2 is the celebrated Thompson group F , given by the group presentation

$$F_2 = \langle \text{Gph } x_0; x_1; x_2; \quad x_i x_j = x_{j+1} x_i \text{ for } i < j \rangle;$$

which looks exactly the same as the monoid presentation for P_2 . The monoid P_2 is just the positive submonoid of F_2 , i.e. the submonoid generated by the set $X = \{x_0; x_1; x_2; \dots; g\}$.

The element x_n , $n \geq 1$, in this presentation can be written in terms of x_0 and x_1 as $x_n = x_0^{n-1} x_1 x_0^{(n-1)}$. Thus F_2 is a finitely generated group. It is also finitely presented (with only two relations), but is it often more convenient to use the above infinite presentation.

The group F_2 has many fascinating properties and has been studied and re-discovered many times in the last 40 years. It has been a steady source of highly non-trivial and important examples or counterexamples, especially in topology.

The group F_2 is infinite and torsion free. M. Brin and C. Squier showed that F_2 has no subgroups isomorphic to the free group of rank 2 and satisfies no group laws [BS85]. All normal subgroups of F_2 contain the commutator, which is a simple infinite group. The abelianization $F_2/[F_2; F_2]$ is $\mathbb{Z} \times \mathbb{Z}$ (obvious from the presentation above). K. Brown and R. Geoghegan singled out Thompson group F_2 as the first example of a finitely presented torsion free group of type FP_1 but not of type FP [BG84]. Thompson group F_2 has a universal property with respect to homotopy idempotents [FH93]. It is the group of order preserving automorphisms of the free finitely generated algebra in the variety of binary Cantor algebras (all finitely generated free algebras in this variety are isomorphic, thus there is no notion of a rank; see [Hig74]). V. Guba and M. Sapir showed that F_2 is the diagram group of the monoid presentation $hx^2 = xi$ [GS97]. V. Guba recently showed that the Dehn function of F_2 is quadratic [Gub06] (this is exactly on the boundary between hyperbolic and non-hyperbolic groups).

On a very concrete level, the group F_2 may be realized as the group of piecewise linear and order preserving homeomorphisms of the unit interval $[0;1]$ such that all the slope breaks occur at dyadic rational numbers and the slopes away from the finitely many breaks are integer powers of 2 (this interpretation has been attributed to Thurston). A closely related concrete realization is as the group generated by the two piecewise linear homeomorphisms given in Figure 2 acting (on the left) on the interval $[0;1]$.

The group F_2 was constructed by Thompson in 1965 in relation to his study of questions in logic. The simplicity of the commutator $[F_2; F_2]$ and the simplicity of two related finitely presented groups, T and V , were established by Thompson in his famous unpublished notes [Tho]. The groups T and V were the first examples of finitely presented simple groups. A survey of some properties of F and the related simple groups T and V is given in [CFP96].

It is known that F_2 is not elementary amenable, but it is not known if it is amenable. J. Belk and K. Brown [BB05] showed recently that the isoperimetric constant of F_2 is no greater than $1/2$. The

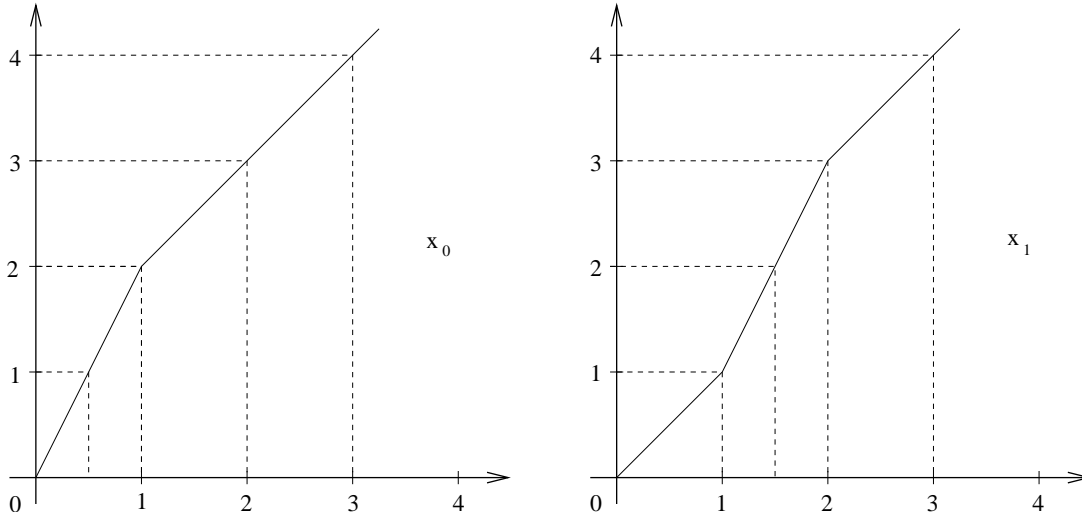


Figure 2: The generators x_0 and x_1

question of an enableity of F_2 was raised by R. Geoghegan in 1979 and is one of the most interesting open questions related to Thompson group F_2 . The question of an enableity of F_2 can be related to the question of an enableity of the positive monoid P_2 . It is shown by R. Grigorchuk and A. Stepin in [GS98] that the positive monoid P_2 is not left amenable (following the side convention we use in this text) and that the group F_2 is amenable if and only if the monoid P_2 is right amenable (the notion of an enableity in monoids requires attention to be paid to the side; left and right amenable are the same in groups).

4 Permutations, inversion sequences, linearized trees

As seen from Section 2 there is a long and fruitful history of encoding permutations, trees (linearized or not) and various integer sequences in terms of each other. We use this section to establish a particular relation between trees, permutations and integer sequences that is relevant to our discussion and leads to a particular choice of a lattice congruence on S_n defining the Tamari lattice $L_n = S_n =$.

Consider a permutation in S_n . Let

$$\text{inv}_i(\sigma) = \#\{j \mid j < i, \sigma(j) > \sigma(i)\}$$

be the number of inversions of σ that involve i and a term to the left of i in σ . In other words, $\text{inv}_i(\sigma)$ counts the number of terms in σ that are larger than i and are positioned to the left of the term i . The sequence

$$x(\sigma) = (\text{inv}_1(\sigma); \text{inv}_2(\sigma); \dots; \text{inv}_n(\sigma))$$

is called the inversion sequence of σ . For example, the inversion sequence for the permutation $\sigma = 32541$ is $x(\sigma) = (4; 1; 0; 1; 0)$.

We will be thinking of sequences of natural numbers as elements of the free monoid with basis $N = \{0; 1; \dots; g\}$. Let $X = \{x_0; x_1; \dots; x_g\}$ and let X^* be the free monoid on X . The inversion sequence $(\text{inv}_1(\sigma); \text{inv}_2(\sigma); \dots; \text{inv}_n(\sigma))$ is then identified with the element $x_{\text{inv}_1(\sigma)} x_{\text{inv}_2(\sigma)} \dots x_{\text{inv}_n(\sigma)}$ in X^* . Thus we have a map

$$x : S_n \rightarrow X^*$$

that associates an X^* -word of length n to any permutation in S_n . Denote the image $x(S_n)$ by X_n . Then

$$X_n = \{x_{i_1} x_{i_2} \dots x_{i_n} \mid 0 \leq i_j \leq g, j = 1, \dots, n\}$$

and $\alpha : S_n \rightarrow X_n$ is bijective (see [Sta97]). Let

$$\beta : X_n \rightarrow S_n$$

be the inverse map of $\alpha : S_n \rightarrow X_n$. One can try to write down explicit formulae for $\beta(x)$, but it is more important for our purposes to think of the following constructive way of calculating the permutation $\beta(x)$ in S_n corresponding to an inversion sequence $x = x_{i_1} x_{i_2} \dots x_{i_n}$ in X_n . Start with n empty slots $_ _ _ \{ _ _ _ \}$.

Place 1 in such a way that i_1 open slots are left to the left of it. Then place 2 in such a way that i_2 open slots are left to the left of it. Continue this procedure until a permutation in S_n is obtained. In other words, $\beta(x)$ is obtained in n steps by placing, at step j , the number j in such a way that i_j open slots are left to the left of j , $j = 1; \dots; n$. For example to calculate $\beta(x_4 x_1 x_0 x_1 x_0)$ one starts with

$$_ _ _ _ _ _ ;$$

then gets

$$\begin{array}{cccccc} _ & _ & _ & _ & _ & 1 & ; \\ _ & 2 & _ & _ & _ & 1 & ; \\ 3 & 2 & _ & _ & _ & 1 & ; \\ 3 & 2 & _ & 4 & _ & 1 & ; \end{array} \tag{2}$$

and finally

$$3 \ 2 \ 5 \ 4 \ 1 \ ;$$

Denote the set of linearized labeled rooted binary trees on n interior vertices by T_n . Observe that the leaves $0; 1; \dots; n$ are usually drawn in line ordered from left to right by their labels. Each pair of consecutive leaves $(i-1; i)$, $i = 1; \dots; n$, is called a gap. Associate to each gap $(i-1; i)$ the last common vertex on the unique paths from the root to leaf $i-1$ and leaf i . We say that the associated interior vertex covers the gap (in order theoretic terms this is just the join of the two leaves). In the example in Figure 1 the correspondence between the gaps and the interior vertices that cover them is given by

$$\begin{array}{ccccc} 3 & 2 & 5 & 4 & 1 \\ 1 & 1 & 1 & 1 & 1 \\ (0;1) & (1;2) & (2;3) & (3;4) & (4;5) \end{array} ;$$

The correspondence between gaps and interior vertices that cover them is bijective. The map

$$\beta : T_n \rightarrow S_n$$

given by

$$\beta(t)(i) = \text{label of the interior vertex covering the gap } (i-1; i) \text{ in } t; \tag{3}$$

for $i = 1; \dots; n$ and a tree t in T_n , is bijective. As already observed, for our example from Figure 1 we have $\beta(t) = 32541$. We could express $\beta(t)$ without referring to the gaps as follows. For $i = 1; \dots; n$,

$\beta(t)(i)$ is the linearization label of the interior vertex visited at position i in the in-order. The reason we do not do this is that gaps will be relevant in Section 7 when the discussion moves to trees of higher degree.

A rooted binary tree with single interior vertex (and two leaves) is called a caret. Each interior vertex determines a caret consisting of the vertex itself and its two children. Each tree with n interior vertices is composed of n carets. Thus we can bijectively associate gaps and carets in a labeled rooted binary tree. We also say that the associated caret covers the corresponding gap.

We describe now the map

$$\alpha : S_n \rightarrow T_n;$$

which is inverse to $\beta : T_n \rightarrow S_n$, that associates a linearized tree $(_)$ with n interior vertices to a permutation α in S_n . Start with $n+1$ leaves placed on a line and labeled (from left to right) by $0; 1; \dots; n$.

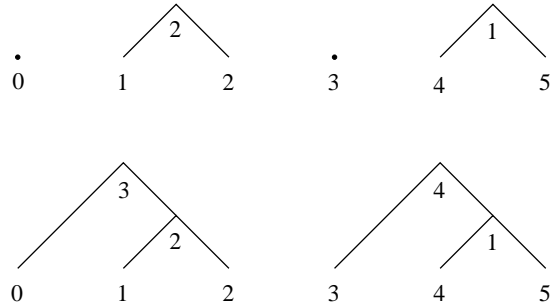


Figure 3: Some intermediate steps in the construction of the linearized tree (32541)

In step j , $j = 1; \dots; n$, add a caret labeled by j covering the gap $(\pi^{-1}(j-1); \pi^{-1}(j))$. For example, for the permutation $\pi = 32541$ in the first step we add a caret labeled by 1 covering the gap (4,5), after two steps we have two carets as depicted in the top half of Figure 3, after 4 steps we have 4 carets as in the bottom half of Figure 3 and in the last step we obtain the linearized tree in Figure 1.

Of course, the compositions $X_n \rightarrow S_n \rightarrow T_n$ and its inverse $T_n \rightarrow S_n \xrightarrow{\pi} X_n$ provide bijection between X_n and T_n for every n . It is actually possible to write down the correspondence more directly without referring to S_n as an intermediate step, but a natural way to do this is to leave the world of trees and inversion sequences and extend all considerations to forests and arbitrary elements in the free monoid X^* . The reason for this is already obvious when one notes that the intermediate steps in Figure 3 consists of forests rather than trees. Similarly, the intermediate steps in (2) are not permutations in S_n . We want to develop a language that will work with such intermediate steps. Additional benefit of this extension is that, on the level of X -words, we will work in the more natural environment of the full monoid X^* rather than its submonoid $X_1 = \coprod_{n=0}^1 X_n$.

Concatenation of inversion sequences of length m and n is an inversion sequence of length $m+n$. Thus $X_1 = \coprod_{n=0}^1 X_n$ is indeed a submonoid of X^* . We can define an operation on $S_1 = \coprod_{n=0}^1 S_n$ that agrees with the concatenation operation in X_1 and has the natural extensions $\times : S_1 \rightarrow X_1$ and $\circ : X_1 \rightarrow S_1$ as mutually inverse monoid isomorphisms. The operation is denoted by \circ and defined as follows. If $\alpha \in S_m$ and $\beta \in S_n$ then $\alpha \circ \beta \in S_{m+n}$ is given by

$$(i) = \begin{pmatrix} (i); & & 1 & i & m \\ (i-m)+m; & m+1 & i & m+n \end{pmatrix} \quad (4)$$

In other words, $\alpha \circ \beta$ is produced by first increasing all the terms of β by m and then concatenating them to the right of the terms of α . This operation on permutations will be called interlacing (the same operation is used in [LR 98] in the definition of product on the Hopf algebra $k[S_1]$).

Before we move on to forests and X^* let us provide a definition of the operation, also denoted by \circ , on linearized trees in $T_1 = \coprod_{n=0}^1 T_n$ compatible with the concatenation operation on X_1 and the interlacing operation defined in (4) on S_1 . The operation is performed by stacking the second linearized tree on top of the first (hence the notation \circ). More precisely, for trees r in T_m and s in T_n the product $t = r \circ s$ is the tree t in T_{m+n} obtained by deleting the leaf label 0 in s , increasing all other labels (both in the interior and on the leaf) in s by m , identifying the leaf with deleted label in s with the root of r and declaring the root of s to be the root of t . An example is given in Figure 4.

Thus right now we have three canonically isomorphic monoids, namely X_1 , S_1 and T_1 , with the operations concatenation, permutation interlacing and tree stacking, respectively.

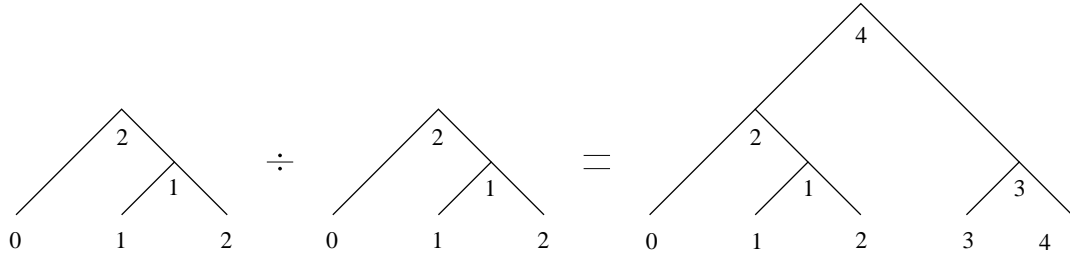


Figure 4: P product of two linearized trees

5 Arbitrary sequences, linearized forests, permutations

Since the free monoid X^* does not need a special introduction, we start by introducing the notion of linearized labeled binary rooted forests. Such forests consists of countably many rooted binary trees, only finitely many of which are non-trivial (the forest has only finitely many carets). Furthermore, the roots are labeled in bijective fashion by the numbers in $N = \{0; 1; 2; \dots; g\}$, the leaves are also labeled in bijective fashion by the numbers in N and a leaf on one tree is labeled by a smaller number than a leaf on another tree if and only if the same is true for their corresponding roots. Note that vertices that are both a root and a leaf have two labels, one as a root and one as a leaf, and these labels may be different. Finally, if the number of carets is n then they are labeled bijectively by $1; 2; \dots; n$ in such a way that the labels on all paths from a root to a leaf are decreasing (thus, again, the labeling of the interior vertices is compatible with the order structure imposed by the forest structure). Denote the set of linearized forests by T .

We represent forests by diagrams of the type depicted in Figure 5 in which it is assumed that the labeling of both the roots and the leaves is done from left to right and all trees that are not drawn are singletons labeled by higher numbers. The labeling of the roots is usually left out, since it is determined uniquely by the labeling of the leaves. Note that leaf 6 is also labeled as root 1, while leaf 10 is also labeled

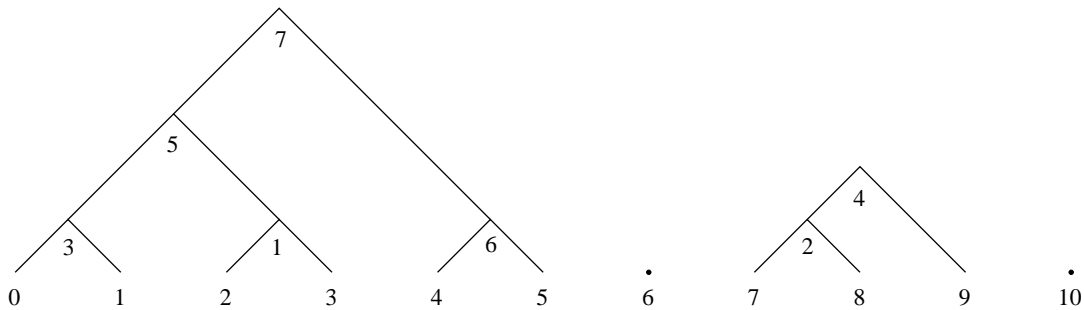


Figure 5: A linearized forest

as root 3.

We define now a bijective map

$$: X^* \rightarrow T :$$

The forest corresponding to the word $x_{i_1} x_{i_2} \dots x_{i_n}$ in X^* can be constructed inductively as follows. Start with the trivial forest in which all trees are singletons. Throughout the whole construction the leaves and their labels are left unchanged. All that happens in the process is that we add labeled carets and relabel the roots. For a letter x_i the corresponding linearized forest is given in Figure 6. Note that the root labels to the right of leaf $i+1$ do not agree any longer with the leaf labels (the root labels are smaller by

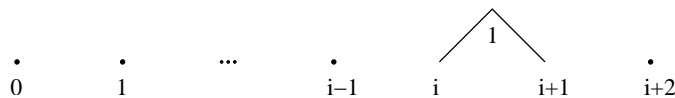


Figure 6: The linearized forest corresponding to x_i

1). If f_{n-1} is the forest representing $x_{i_1} x_{i_2} \dots x_{i_{n-1}}$, construct the forest f_n representing $x_{i_1} x_{i_2} \dots x_{i_n}$ by adding a caret, labeled by n , connecting root i_n and root $i_n + 1$. The newly added root gets root label i_n , old roots $i_n + 2$ and higher get their labels decreased by 1 and the old roots i_n and $i_n + 1$ lose their root labels (they are not roots any longer). For example, the forest in Figure 5 corresponds to the word $x_2 x_6 x_0 x_5 x_0 x_1 x_0$.

Conversely, the inverse map

$$x : T \rightarrow X$$

can be understood as follows. The linearization part of the labeling of the forest f gives a recipe for constructing f starting from the trivial forest. Namely, first add the caret labeled by 1, then the one labeled by 2, and so on until the caret labeled by n is added. In each step j we record the label i_j of the root that the newly introduced caret labeled by j uses as the left leaf. The corresponding element of X is then $x_{i_1} x_{i_2} \dots x_{i_n}$. One can check that this procedure applied to the tree in Figure 5 does indeed yield the word $x_2 x_6 x_0 x_5 x_0 x_1 x_0$.

Forests can be multiplied in a way compatible with the concatenation multiplication in X as follows. The operation, still denoted by \cdot , is performed by stacking the second forest on top of the first. Namely, the product of the forests f and g is the forest h obtained by, first increasing all labels on the carets of g by m , where m is the number of carets in f , then identifying root i in forest f with leaf i in forest g and then deleting their root/leaf labels, correspondingly. The leaves of $h = fg$ are the leaves of f and the roots of $h = fg$ are the roots of g . For example, the product of the forest in the bottom half of Figure 3 and the forest in the top half of the same figure is the linearized forest in Figure 7.

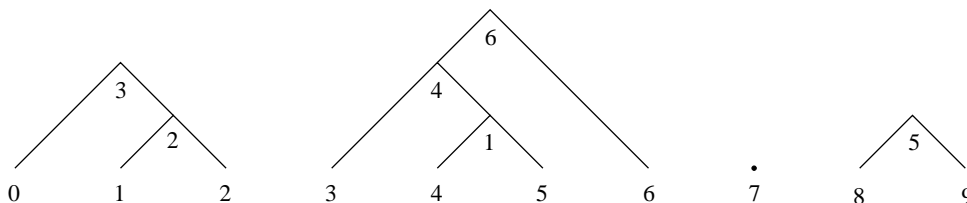


Figure 7: Product of two linearized forests

We now turn to the world of permutations. The intermediate steps in (2) provide motivation for the following definition. A π -permutation of length n is a map $\pi : N^+ \rightarrow \{1; 2; \dots; n\} \sqcup [f, g]$, where $N^+ = \{1; 2; \dots; n\}$, such that the inverse image of each element in $\{1; 2; \dots; n\}$ is a singleton. In other words, π is an infinite sequence such that each of $1; \dots; n$ appears exactly once as a term, and the rest of the terms are $'$ s. Denote the set of π -permutations by S .

A bijective correspondence

$$: T \rightarrow S$$

between linearized forests and π -permutations is defined as follows. Each gap $(i-1; i)$, $i = 1; 2; \dots$ in a linearized forest f is either covered by a caret or is not covered by a caret (the latter happens in case the two vertices defining the gap come from different trees). Define

$$(f)(i) = \begin{cases} \text{label of the caret covering the gap } (i-1; i) \text{ in } f; & \text{if a cover exists} \\ \text{otherwise} & \end{cases}$$

For example, the σ -permutation corresponding to the forests in Figure 7 and Figure 5 are $32\ 416\ 5$ and $35176\ 24$, respectively. Note that we agree (sometimes) not to write (some of) the stars to the right of the last non-star symbol. The non-star symbols will be called concrete symbols in the rest of the text.

The inverse map

$$\sigma : S \rightarrow T$$

is, just as its restriction to S_1 , simply defined by drawing the forest caret by caret. For a σ -permutation of length n , in step j , $j = 1; \dots; n$, add a caret labeled by j covering the gap $(\sigma^{-1}(j) - 1; \sigma^{-1}(j))$ and relabel the roots accordingly. At the end of the procedure only n carets will be drawn and the rest of the gaps are uncovered and correspond to σ 's.

The mutually inverse maps

$$\sigma : X \rightarrow S \quad \text{and} \quad \sigma^{-1} : S \rightarrow X$$

are defined in the same fashion as before. If σ has n concrete symbols the corresponding word $x(\sigma)$ in X is $x_{\text{inv}_1(\sigma)} x_{\text{inv}_2(\sigma)} \dots x_{\text{inv}_n(\sigma)}$, with added stipulation that any occurrence of a σ to the left of j in σ is counted in $\text{inv}_j(\sigma)$. In other words, for all our purposes, σ is considered to be larger than any concrete symbol (symbol from N^+). In the other direction, given a word x of length n over X , once the symbols $1; 2; \dots; n$ are placed by leaving an appropriate number of open slots as prescribed by x , the rest of the open slots are filled with σ 's. For example, $32\ 416\ 5$ and $35176\ 24$ correspond to the X -words $x_4 x_1 x_0 x_1 x_4 x_1$ and $x_2 x_6 x_0 x_5 x_0 x_1 x_0$, respectively.

To complete the picture we define the operation, still denoted by σ , on S that agrees with concatenation on X and stacking of linearized trees in T . The operation is performed by interlacing σ -permutations. One can write down definite formulae, but the operation is more easily understood as a process. For σ -permutation σ with m concrete symbols and τ -permutation τ with n concrete symbols the product $\sigma \tau$ is obtained as follows. First increase the concrete symbols in σ by m . Then interlace τ into σ by placing the i -th symbol of τ in the position of the i -th star in σ . For example $(25\ 31\ 4)(3\ 1\ 2) = 25831\ 64\ 7$. The following diagram may be helpful for imagining the process

$$\begin{array}{rcl}
 (2\ 5\ * \ 3\ 1\ * \ * \ 4) & (3\ * \ 1\ * \ 2) & = \\
 & 8\ * \ 6\ * \ 7 & \text{lift in value} \\
 2\ 5\ * \ 3\ 1\ * \ * \ 4 & & = \text{and literally} \\
 & \begin{array}{cccc} 8 & * & 6 & * & 7 \end{array} & \text{place above stars} \\
 & \begin{array}{cccc} \# & & \# & \# & \# \end{array} & \\
 2\ 5\ * \ 3\ 1\ * \ * \ 4\ * \ * & & = \\
 2\ 5\ 8\ 3\ 1\ * \ 6\ 4\ * \ 7 & & \text{lower in place of stars}
 \end{array}$$

6 Tamari congruence induced by de-linearization

At this moment we have three monoids X , T and S related by canonical isomorphisms. Since X is free so are T and S and we may be disappointed that all that happened so far is that we obtained two strange copies of the free monoid X of countable rank (namely T with a free basis consisting of linearized forests t_i as in Figure 6, $i \in \mathbb{N}$, and S with a free basis consisting of $s_i = \underset{i}{\text{---}}\{z\}$, $i \in \mathbb{N}$).

There are at least two ways to motivate what comes next.

One is to observe that the multiplication rule on T does not essentially depend on the linearization part of the labeling of the involved forests. This labeling is just carried around and adjusted here and there by increasing labels accordingly, but nothing in the definition depends on it. This means that the equivalence relation on T obtained by dropping the labels on interior vertices is not only equivalence on T but it is also a monoid congruence.

Proposition 1. The equivalence \sim is a congruence on the monoid $(T; \cdot)$.

Another way to motivate the introduction of \equiv is as an extension of a well known connection between permutations and their linearized trees obtained when the linearization is stripped away. In that case, several permutations correspond to the same labeled rooted binary tree. It is known that there are Catalan number $C_n = \frac{1}{n+1} \binom{2n}{n}$ labeled rooted binary trees on n interior vertices. Thus the $n!$ permutations in S_n are split into C_n classes of equivalent permutations. We view the equivalence classes obtained in this process as classes defining the Tamari congruence on S_n .

Formally, for any forest t in T define ϵ to be the forest obtained when the labeling on all interior vertices is deleted. Define an equivalence on T by

$$r \sim t, \epsilon = \epsilon$$

and, by use of the corresponding bijections, define the induced equivalences on S by

$$r \sim s, \mathcal{G}(r) = \mathcal{G}(s)$$

and on X by

$$u \sim v, \mathcal{G}(u) = \mathcal{G}(v):$$

Thus we have a monoid congruence on X, S and T and we want to understand the corresponding factor monoid.

The diagram in Figure 8 depicts the situation for S_3 . The hexagon in the middle is the (left) Cayley graph of S_3 as Coxeter group of type A_2 generated by the standard generating set $\{f(12); (23)g\}$. It is drawn in a way that represents the Hasse diagram of the (left) weak Bruhat order on S_3 . The only edge

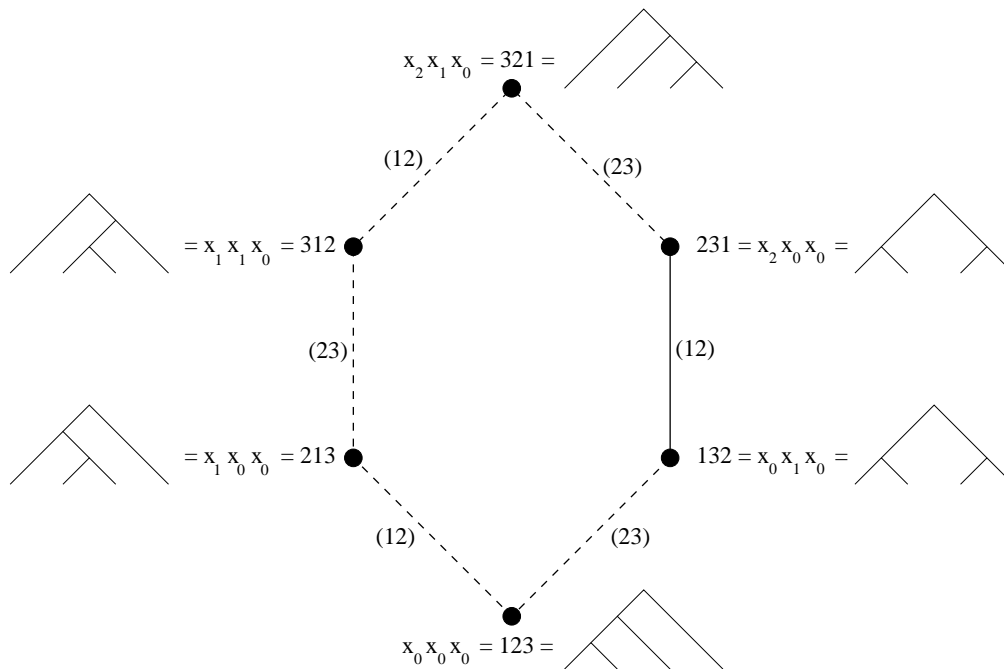


Figure 8: S_3 and its associated words and trees

drawn as a full line in the right half of the diagram indicates that the corresponding permutations (or words) are to be identified in $S_3 = \langle f(12); (23)g \rangle$ (or in $X_3 = \langle f(12); (23)g \rangle$), since they correspond to the same tree. Therefore $132 \sim 231, x_0 x_1 x_0 \sim x_2 x_0 x_0$ and $S_3 = \langle f(12); (23)g \rangle$ and $X_3 = \langle f(12); (23)g \rangle$ have 5 elements (which is the Catalan number C_3).

Observe that the restriction of \equiv to S_1 is a congruence on the monoid S_1 (again, this is because when the labeling is stripped in T_1 the operation \cdot is not affected).

Proposition 2. The monoid $S_1 = T_1 = X_1 =$ is free.

Proof. Indeed, any non-trivial tree for which the left subtree is trivial is indecomposable in $T_1 =$ (it cannot be written as a product of two or more nontrivial trees). Moreover, every tree in $T_1 =$ has a unique decomposition as a product of such indecomposable trees. Thus $T_1 =$ is free. \square

This is perhaps a reason why the connection to the Thompson monoid is not immediately obvious. For a researcher in combinatorics there seem to be no particular gain in constructing free monoids using strange definitions of products of permutations. On the other hand, looking from Thompson monoid P_2 point of view, the connection to Tamari lattices on S_n is not immediately obvious since on its basic level, working only with ordinary permutations before the expansion to S , the information is encoded in a certain (not particularly distinguished) free submonoid of P_2 that seemingly does not demand any particular attention (there are plenty of free monoids inside P_2).

However, we want to understand $T = X = S =$ and this is where the interesting things happen. Our understanding of the weak Bruhat order and Tamari lattice congruences on S_n can still be used in this extended situation.

Note that every element in S has finite congruence class. This is because there are only finitely many ways to linearize a forest with finitely many carets.

Let S_n^0 be the set of $n!$ different π -permutations with n concrete (non-) terms and \prime 's in some fixed positions. More precisely, let us say that there are exactly k blocks of consecutive positions in which concrete symbols appear (any two blocks are separated by some finite number of \prime 's). Let the sizes of the concrete blocks, from left to right, be $m_1; \dots; m_k$ and let the last concrete symbol appears at position z . Clearly, all the elements related by π to a π -permutation in S_n^0 are also in S_n^0 . We will describe the congruence classes on S_n^0 in terms of the congruence classes on $S_{m_1}; \dots; S_{m_k}$.

There is a canonical correspondence $S_n^0 \cong S_n$ obtained by removal/insertion of \prime 's in appropriate positions. This enables us to induce the weak Bruhat order on S_n^0 . We write $(i\ i+1)$ for the π -permutation obtained from π when i and $i+1$ exchange their positions in π . Extending to S_n this defines a (left) action of S_n on S_n^0 . Technically speaking, the Hasse diagram of the weak Bruhat order induced on S_n^0 is not the Cayley graph of S_n but rather the Schreier graph of the action of S_n on S_n^0 with respect to the standard generating set $\{(1\ 2); \dots; (n-1\ n)\}$, but these two graphs are canonically isomorphic and we borrow the terminology from S_n and use it on S_n^0 . In particular, we keep the notation $(i\ i+1)$ for the weak Bruhat order in the extended sense.

If $\pi = (i\ i+1)$ in S_n^0 is obtained from π by interchanging i and $i+1$ it is still valid to say that the lengths of π and π differ by 1. Moreover, π covers π in the weak Bruhat order if and only if i is to the left of $i+1$ in π and it is directly below π in the other case (this says that the weak Bruhat order is compatible with the lexicographic order on S_n^0).

We note that there is a very important difference. Namely the classes on S_n and on S_n^0 are not the same. For example, S_3 has five classes, while S_3^0 corresponding to the block pattern $1\ 1\ 1$ has only two. The two classes in S_3^0 are indicated in Figure 9 as the components connected by edges drawn as full lines.

The first thing we want to know is under what conditions two neighbors in the weak Bruhat order correspond to the same forest. We recall the explicit agreement that π is larger than any concrete symbol.

Proposition 3. Let $\pi = (i\ i+1)$ in S_n^0 . Then the forests (π) and (π) are equal if and only if there exists a term between i and $i+1$ in π (and therefore in π as well) that is larger than $i+1$.

Proof. Exchanging the labels i and $i+1$ in a linearized forest f leads to another linearized forest if and only if the interior vertices i and $i+1$ are not comparable with respect to the order induced by the forest f . This happens exactly when i and $i+1$ belong to different trees in the forest, in which case there is a π between i and $i+1$ in (f) , or i and $i+1$ belong to the same tree, but are both descendants of a vertex j , in which case $j > i+1$ and j is between i and $i+1$ in (f) . \square

This means that for every π in S_n^0 we may go up step by step in the weak Bruhat order until we reach a π -permutation that has no occurrence of $\dots i \dots j \dots i+1 \dots$, with $j > i+1$. This leads us to pattern avoiding considerations.

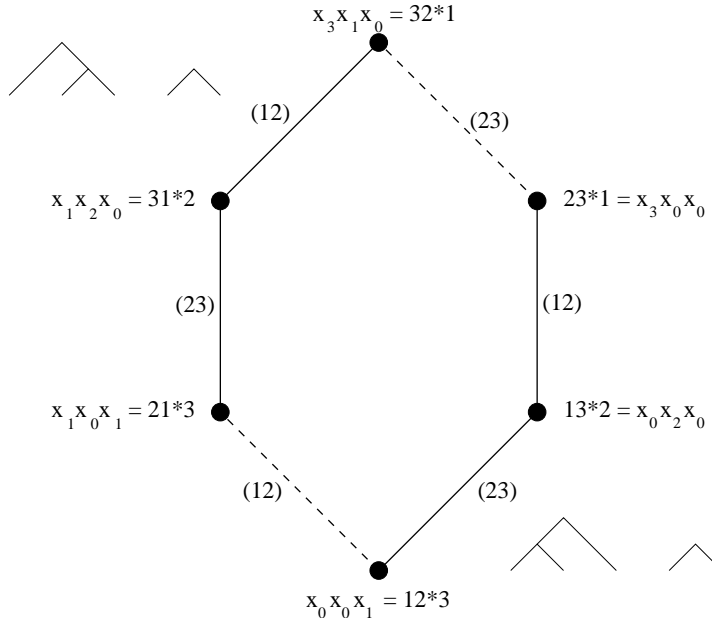


Figure 9: Equivalence classes in S_3^0 corresponding to the block pattern $- - -$.

We say that $\overline{132}$ occurs in π in S_n^0 if there are three indices $1 \leq a < b < c \leq z$ such that $(a) + 1 = (c) < (b)$ (recall that z is the index of the last concrete symbol in the π -permutations in S_n^0). This allows the possibility that the middle symbol (b) is a \bar{c} , but the other two symbols must be concrete. If $\overline{132}$ does not occur in the π -permutation is $\overline{132}$ -avoiding. Similarly, we say that 132 occurs in a π -permutation in S_n^0 (or in any sequence over a linearly ordered set) if there are three indices $1 \leq a < b < c \leq z$ such that $(a) < (c) < (b)$. If 132 does not occur in the permutation is 132 -avoiding. Once again, the definition implies that the middle symbol (b) may be a \bar{c} but the other two symbols involved must be concrete.

It is easy to observe that π is a 132 -avoiding π -permutation if and only if all concrete terms to the left of any occurrence of \bar{c} in π are larger than all concrete terms to the right of the same occurrence of \bar{c} and each concrete block in π satisfies the 132 -avoiding constraint by itself.

Proposition 4. A π -permutation in S_n^0 is 132 -avoiding if and only if it is $\overline{132}$ -avoiding.

Proof. Any occurrence of $\overline{132}$ in π is also an occurrence of 132 .

For the converse, assume 132 appears in π . Let $i :: i :: k :: j ::$ be an occurrence of 132 with m in i and difference $j - i$. If $i + 1$ is to the right of k we have an appearance of $\overline{132}$. But $i + 1$ cannot appear to the left of k because of the minimality in the choice of i and j . \square

The above observations lead to the following proposition.

Proposition 5. For every π -permutation in S_n^0 there exists a unique 132 -avoiding π -permutation $\bar{\pi}$ in S_n^0 such that $\bar{\pi} = \bar{\pi}$. Moreover $\bar{\pi} = \bar{\pi}$ and $\bar{\pi} = \bar{\pi}$ if and only if $\pi = \bar{\pi}$.

Proof. The existence is clear (just go up step by step as long as possible without changing the forest).

Everything else follows from counting arguments.

There are exactly $C_{m_1} C_{m_2} \dots C_{m_k}$ ordered k -tuples of labeled rooted binary trees with m_1, \dots, m_k carets, respectively.

As for 132 -avoiding π -permutations, the symbols in each concrete block are uniquely determined by the condition that all symbols in a block to the left of some other block must be larger than the symbols

in the other block. Since there are exactly C_{m_i} 132-avoiding arrangements of m_i symbols (see the Catalan addendum in [Sta99]) we get that there are $C_{m_1} C_{m_2} \dots C_{m_k}$ 132-avoiding τ -permutations in S_n^0 . Thus every equivalence class in S_n^0 must have exactly one 132-avoiding representative. \square

In a completely analogous way, starting from any τ -permutation in S_n^0 we may move step by step down in the weak Bruhat order by preserving the corresponding forest as long as we see an occurrence of $i+1 \dots j \dots i$, with $j > i+1$. Define 231-avoiding τ -permutations as τ -permutations in which there are no three indices $1 \leq a < b < c \leq n$ such that $\tau(c) < \tau(a) < \tau(b)$.

Proposition 6. For every τ -permutation in S_n^0 there exists a unique 231-avoiding τ -permutation in S_n^0 such that $\tau \sim_{231}$. Moreover $\tau \sim_{231} \sigma$ if and only if $\tau = \sigma$.

It is known that $L_n = S_n =$ is a lattice, known as Tamari lattice. In other words, it is known that is a lattice congruence on S_n . We claim that $S_n^0 =$ is also a lattice, i.e. is a lattice congruence on the weak Bruhat order lattice on S_n^0 . This essentially follows from the fact that certain maps $S_n \rightarrow S_m$, where S_m is parabolic subgroup of S_n (as Coxeter groups) are lattice homomorphisms on the corresponding weak Bruhat order lattices.

Define the τ -attening of a sequence $e_1; e_2; \dots; e_m$ of distinct integers (or members of any linear order) as the unique permutation in S_m such that $e_i < e_j$ if and only if $(i) < (j)$.

Lemma 1. The map $S_n \rightarrow S_m$ that maps a permutation to the τ -attening of $(p+1) (p+2) \dots (p+m)$ is a surjective lattice homomorphism.

Proof. The statement is equivalent to the following. Consider S_n and S_m under their right weak Bruhat order. Define a map $S_n \rightarrow S_m$ as follows. For τ in S_n , let σ be the permutation in S_m obtained when all terms in τ except for the terms $p+1; \dots; p+m$ are deleted and then τ -attened (decreased by p). The equivalence comes by applying the inverse to the elements in S_n . In the left weak Bruhat order we are concerned with the positions $p+1; \dots; p+m$, while after inversion takes place and we land in the right weak Bruhat order we are concerned with the terms $p+1; \dots; p+m$. With respect to the right Bruhat order, the map is the surjective lattice homomorphism $S_n \rightarrow S_m$ corresponding to the parabolic subgroup S_m generated by the $m-1$ reflections $f(p+1 p+2); \dots; (p+m-1 p+m)$ (see [Rea04] for example). \square

Theorem 1. The equivalence is a lattice congruence on S_n^0 . Moreover

$$S_n^0 = S_{m_1} = \dots = S_{m_k}$$

as lattices.

Proof. Patching together k parabolic homomorphisms as in Lemma 1 we get a surjective lattice homomorphism $S_n^0 \rightarrow S_{m_1} \times \dots \times S_{m_k}$ which can then be composed further to get a lattice homomorphism $S_n^0 \rightarrow S_{m_1} \times \dots \times S_{m_k}$. We claim that is the kernel of this homomorphism. Recall that the concrete terms of a τ -permutation in S_n^0 just indicate in what order the carets are added in the forest (τ) , which consists of k trees with $m_1; \dots; m_k$ carets, respectively. In particular, it is clear that the i -th de-linearized tree that corresponds to the i -th concrete block depends only on the τ -attening of the corresponding block (the gaps in the numbers before the τ -attening correspond to carets added in the other trees of the forest). Thus two τ -permutations correspond to the same forest if and only if the corresponding τ -attenings in each block are related and the relation on S_n^0 is indeed the kernel of the surjective homomorphism $S_n^0 \rightarrow S_{m_1} \times \dots \times S_{m_k}$. \square

Corollary 1. Each conjugacy class of τ -permutations in S_n^0 is an interval in the weak Bruhat order and is a union of several Tamari congruence classes of S_n (after identification of S_n^0 and S_n).

For each class, the top bound of the interval is a 132-avoiding τ -permutation and the bottom bound is a 231-avoiding τ -permutation.

Proof. Congruence classes in finite lattices are always intervals.

Proposition 5 and Proposition 6 show that the top and the bottom must be 132-avoiding and 231-avoiding permutations, respectively.

Finally, if $\sigma = (i i+1) \dots$ and τ in S_n , then there exists a term between i and $i+1$ larger than $i+1$. After σ 's are placed in appropriate places to land in S_n^0 it is still correct that there is a larger term between i and $i+1$. Thus the corresponding permutations are also related. This shows that each Tamari class of S_n is included in a class of S_n^0 . \square

Thus we have a thorough understanding of the equivalence classes in S . We translate now this understanding to X .

We know that we can connect any two equivalent permutations by several steps involving transpositions, with the extra constraint that when we apply $(i i+1)$ some term between i and $i+1$ must be larger than $i+1$. Here is the corresponding statement in the X world.

Proposition 7. Let $\sigma = (j j+1) \dots$, and τ in S . Further let $x(\sigma) = \dots x_{\text{inv}_j(\sigma)} x_{\text{inv}_{j+1}(\sigma)} \dots = \dots x_m x_n \dots$. Then $m < n$ and $x(\tau)$ can be obtained from $x(\sigma)$ by applying the substitution

$$x_m x_n \rightarrow x_{n+1} x_m$$

at positions j and $j+1$ in $x(\sigma)$.

Proof. By Proposition 3, $\sigma = \dots j \dots k \dots j+1 \dots$, where k is a term larger than $j+1$ (possibly a σ). This immediately means that there are more inversions to the left of $j+1$ than to the left of j , i.e., $m < n$. The exchange of j and $j+1$ causes m over n upwards in the weak Bruhat order

$$\begin{aligned} &= \dots j+1 \dots k \dots j \dots \\ &\quad \text{" } (j j+1) \\ &= \dots j \dots k \dots j+1 \dots \end{aligned}$$

After j and $j+1$ exchange their positions, no inversion numbers other than those at position j and $j+1$ in $x(\sigma)$ can possibly be affected. We have $\text{inv}_{j+1}(\tau) = \text{inv}_j(\sigma) = m$ and $\text{inv}_j(\tau) = \text{inv}_{j+1}(\sigma) + 1 = n + 1$. The extra 1 in $\text{inv}_j(\tau)$ comes from the fact that now $j+1$ is to the left of j and should be counted as extra inversion. Thus

$$\begin{aligned} x(\tau) &= \dots x_{n+1} x_m \dots \\ &\quad \text{" } \quad \text{at positions } (j; j+1) \\ x(\sigma) &= \dots x_m x_n \dots \end{aligned}$$

\square

A converse to the previous proposition holds.

Proposition 8. Let $x = \dots x_{i_j} x_{i_{j+1}} \dots = \dots x_m x_n \dots$, with $m < n$, and let y be obtained from x by applying the substitution $x_m x_n \rightarrow x_{n+1} x_m$. Then $(y) = (j j+1) (x)$, $(x) = (y)$ and $(x) = (y)$.

Corollary 2. Let $x = \dots x_{i_j} x_{i_{j+1}} \dots = \dots x_m x_n \dots$, with $m < n$, and let y be obtained from x by applying the substitution $x_m x_n \rightarrow x_{n+1} x_m$. Then $x = y$.

We can now prove that the monoid $X =$ is Thompson's monoid P_2 .

Theorem 2. The congruence on X is generated by

$$x_i x_j \sim x_{j+1} x_i;$$

for all pairs of non-negative integers i and j with $i < j$.

In other words, $X =$ is equal to Thompson's monoid P_2 , given by the presentation

$$\text{Monoid } \langle x_0, x_1, x_2; \quad x_i x_j = x_{j+1} x_i; \text{ for } i < j \rangle$$

Proof. It is clear that $x_i x_j \sim x_{j+1} x_i$ does hold, for $i < j$, in X (this is a special case of Corollary 2). Another way to see this is to realize that the two words $x_i x_j$ and $x_{j+1} x_i$ correspond to the two ways to linearize (i.e. to draw) the forest in Figure 10

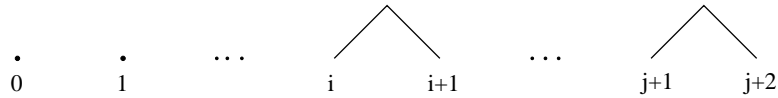


Figure 10: $x_i x_j \sim x_{j+1} x_i$

On the other hand, the relations $x_i x_i \sim x_{j+1} x_i$, for $i < j$, are sufficient. This is because any two equivalent π -permutations can be related by a sequence of applications of appropriate transpositions (say by going up in the weak Bruhat order on S_n^0 and reaching the same 132-avoiding π -permutation). By Proposition 7 this translates to a sequence of applications of relations of the type $x_i x_j \sim x_{j+1} x_i$, for $i < j$. \square

Corollary 3. Every class of equivalent elements in P_2 corresponds to an interval in the weak Bruhat order on π -permutations. Moreover, the top always corresponds to a 132-avoiding and the bottom to a 231-avoiding π -permutation.

The following proposition characterizes the words over X that correspond to the endpoints of weak Bruhat order intervals that determine the classes of equivalent elements in Thompson's monoid P_2 .

Proposition 9. A π -permutation is 132-avoiding if and only if the corresponding word $x(\pi)$ has non-increasing indices.

A π -permutation is 231-avoiding if and only if the corresponding word $x(\pi)$ has no decrease of an index larger than 1.

As a corollary we obtain the two well known normal forms on P_2 .

Corollary 4. Every class of equivalent elements in P_2 has two normal forms. One is a word with non-increasing indices and the other is a word whose indices never decrease by more than 1 (and can possibly increase).

The normal form with non-increasing indices is obtained when we move up in the weak Bruhat order by moving letters x_i with "small" indices to the right of letters x_j with "large" indices (we assume $i < j$) by applying the substitution $x_i x_j \rightarrow x_{j+1} x_i$. The normal form with unit decrease is obtained when we move down in the weak Bruhat order by moving letters x_j with "very large" indices to the right of letters x_i with "small" indices (we assume $j - 1 > i$) by applying the substitution $x_j x_i \rightarrow x_i x_{j-1}$.

Corollary 5. The set of rules

$$x_i x_j \rightarrow x_{j+1} x_i;$$

for $j < j$, represents a confluent rewriting system on P_2 . The same is true for the reversed set of rules

$$x_{j+1} x_i \rightarrow x_i x_j;$$

for $i < j$.

We note here that both normal forms are well known, but the top one is used more often in the literature on Thompson monoids and groups. However, J. Belk and K. Brown use the bottom one quite efficiently in [BB05, Bel04] to get length functions for the elements in P_2 and F_2 and then use these length functions in further applications. Taking a different approach, J. Belk shows independently in [Bel04] that that the two normal forms of an element g of X -length n in P_2 bound the class of X -words representing g in the so called word graph of g based on the rewriting rules above (without describing these classes as unions of Tamari lattice congruence classes).

We observe that an inversion sequence word x in X_1 represents a basis element of the free monoid X_1^* from Proposition 2 if and only if x has a single occurrence of x_0 (necessarily at the very end). The corresponding basis elements in S_1 are represented by those permutations that start with their largest term. One can easily pick normal representatives (either top or bottom) for basis elements either in X_1^* or in S_1 .

Finally, we mention that the linearizations corresponding to the bottoms of Tamari classes on forests in T are the ones obtained by post-order linearizations, while the ones corresponding to the tops are the inverse post-order linearizations.

7 Polygon partitions and Thompson monoids

In this section we briefly indicate how, for $k \geq 2$, Tamari orders on partitions of $((k-1)n+2)$ -gons into $(k+1)$ -gons lead to Thompson monoid

$$P_k = \langle M \text{ on } \{x_0; x_1; x_2; \dots; x_{j+k-1} x_i; \text{ for } i < j\} \rangle \quad (5)$$

We sketch k and n to discuss the general case, but provide concrete examples with $k = 3$ and $n = 4$.

First we define Tamari order on the partitions of a fixed $((k-1)n+2)$ -gon into $(k+1)$ -gons. Label the vertices of the $((k-1)n+2)$ -gon by $0; \dots; (k-1)n+1$ in the positive direction. Any diagonal d used in the partition is common to two uniquely determined $(k+1)$ -gons in the partition that form a $2k$ -gon using d as a diagonal (connecting opposite vertices in the $2k$ -gon). The labels of the $2k$ -gon are still (cyclically) ordered from the smallest to the largest in positive direction. Let the k smallest labels on the vertices of the $2k$ -gon be $i_1; \dots; i_k$. The diagonal d has size i if it uses the vertex labeled i_1 . A partition Q_2 covers a partition Q_1 if it is obtained from Q_1 by removing a diagonal of size i from a $2k$ -gon in Q_1 and replacing it by the diagonal of size $i+1$ in the same $2k$ -gon. The Tamari partial order on partitions is then just the closure of the cover relation. An example of partition (with $k = 3, n = 4$) is given in the left half of Figure 11. The diagonal $(0;5)$ has size 1, while the diagonals $(1;4)$ and $(5;8)$ have size 2.

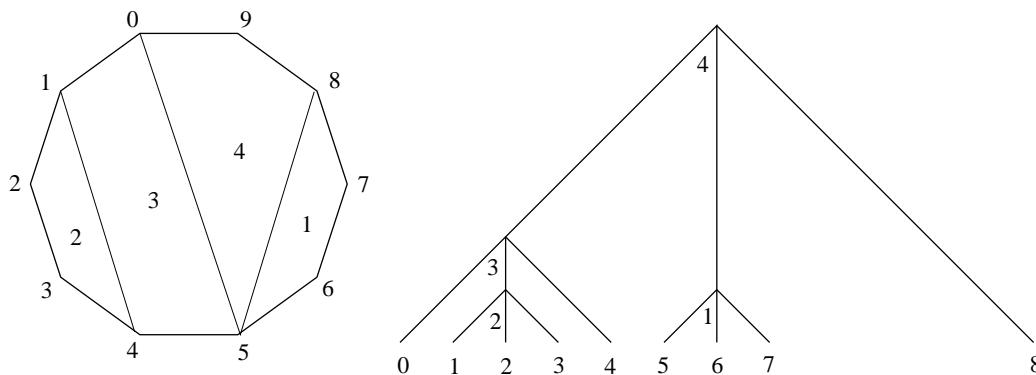


Figure 11: A partition and a corresponding tree

Next we define linearized labeled k -ary rooted trees. A linearized labeled rooted k -ary tree on n -interior vertices is a rooted tree in which the root has degree k (unless the tree has only the root as a vertex, in which case its degree is 0), all interior vertices have degree $k+1$, the leaves are labeled bijectively by $0; \dots; (k-1)n$ and the interior vertices are labeled bijectively by $0; \dots; n$ in such a way that the labels on each path from the root to a leaf are decreasing. An example is given in the right half of Figure 11. Denote the set of such trees by $T_{k,n}$.

We can define the notion of an interior vertex covering a gap just as in the binary tree case. However, in this case every interior vertex covers exactly $k-1$ gaps. For every tree t in $T_{k,n}$ define a sequence (t) of length $(k-1)n$ by (3). In our example in Figure 11 we have $(t) = 32234114$. Denote the image

of $T_{k,n}$ by $S_{k,n}$. It consists of all sequences of length $(k-1)n$ such that each term $1;2;3;\dots;n$ appears exactly $k-1$ times and all terms between two appearances of a term j are smaller than j . The map

$$\tau : T_{k,n} \rightarrow S_{k,n}$$

is a bijection. The inverse map $\tau^{-1} : S_{k,n} \rightarrow T_{k,n}$ can be defined in a way analogous to the binary case. Namely, for σ in $S_{k,n}$ the $k-1$ element set $\tau^{-1}(i)$ will be called the set of locations of the term i . Starting from $(k-1)n+1$ appropriately labeled leafs we add, in step i , a k -ary tree with single interior vertex (k -caret) labeled by i in such a way that for each location ℓ of i the gap $(\ell-1; \ell)$ is covered by the interior vertex i .

From $S_{k,n}$ we can go by counting inversions to X -words of length n . The only important remark is that the number of inversions $\text{inv}_i(\sigma)$ does not depend on the particular occurrence of i in σ . Thus we have a bijective map $\alpha : S_{k,n} \rightarrow X_{k,n}$, where $X_{k,n}$ is the set of words

$$X_{k,n} = \{x_{i_1} x_{i_2} \dots x_{i_n} \mid 0 \leq i_j \leq (k-1)(n-j); j = 1, \dots, n\}$$

Going back from $X_{k,n}$ to $S_{k,n}$ is accomplished by starting from $(k-1)n$ open slots and then, in step j , placing $k-1$ copies of the term j in consecutive available open slots after leaving the first i_j leftmost slots open.

The operation of concatenation of X -words still makes perfect sense and leads to corresponding interleaving operation on sequences such as those in $S_{k,n}$ and stacking operation on k -ary trees.

Every sequence in $S_{k,n}$ provides a way to build a polygon partition. Start with the polygon with no edges or diagonals drawn. Draw the edge $(0; (k-1)n+1)$. In a sense that will be clear later this is the root edge. Then, for $i = n; \dots; 1$ (in that order!), in step i add the $k-1$ locations of i in σ to the path (keep the vertices in the path always in increasing order). The union of all the obtained paths is the desired partition.

In our running example $\sigma = 32234114$ and we start with the edge $(0,9)$, then for $i = 4$, we add the vertices 5 and 8, since these are the locations of 4 in σ and we obtain the path $(0;5;8;9)$. Then for $i = 3$, we add the vertices 1 and 4 (locations of 3) to get the path $(0;1;4;5;8;9)$. For $i = 2$ we add vertices 2 and 3 to get the path $(0;1;2;3;4;5;8;9)$ and finally for $i = 1$ we add 6 and 7 to get the path $(0;1;2;3;4;5;6;7;8;9)$.

For each $i = n; \dots; 1$, each time we add $k-1$ new vertices to the path we add a new $(k+1)$ -gon K_i to the partition. If we keep the label i on K_i we obtain linearized partitions. Dropping the labels on K_i amounts to de-linearization in the corresponding trees and equivalence relation on $S_{k,n}$.

There is a direct way to relate trees and partitions. Essentially, the leafs $0;1;\dots;(k-1)n$ represent the edges $(0;1);(1;2);\dots;((k-1)n;(k-1)n+1)$, the root represents the edge $(0;(k-1)n+1)$ and the interior vertices $1;\dots;n-1$ represent the diagonals. The interior vertex n , being the root, represents the edge $(0;(k-1)n+1)$. The diagram in Figure 12 depicts the correspondence in our model case for the tree and the partition from Figure 11. The leafs are labeled by ℓ_i and the root is labeled by r_0 . The edges of the tree are dashed, while the partition edges are in full line. The vertices of the tree are emphasized by representing them by small black disks.

Note that the operation τ on the level of polygon partitions amounts to gluing partitioned polygons. Namely, if Q_1 is a partition of an (n_1+2) -gon and Q_2 is a partition of an (n_2+2) -gon into $(k+1)$ -gons, then $R_1 \circ R_2$ is obtained by lifting all nonzero vertex labels in the second polygon by n_1 , and then gluing the two polygons along the edge $(0;n_1+1)$ in both polygons.

Once again the situation can be lifted to arbitrary words in the monoid X^* , which correspond to linearized k -ary forests in T with stacking operation, τ -sequences with interleaving operation, and partitions of finite sequences of polygons with gluing operation. The operation on the level of polygon partitions involves sequences of partitioned polygons and amounts to gluing the root edges in the first sequence to the leaf edges with matching label in the second partition. An example is given in Figure 13. The leaf edges in the first partition are labeled by ℓ_i and the root edges by r_i , while capital letters are used in the second partition. Note that trivial trees (single vertex, no edges) in forests correspond to 2-gons in polygons (represented as single edges). The dashed double arrows indicate which edges are to be identified.

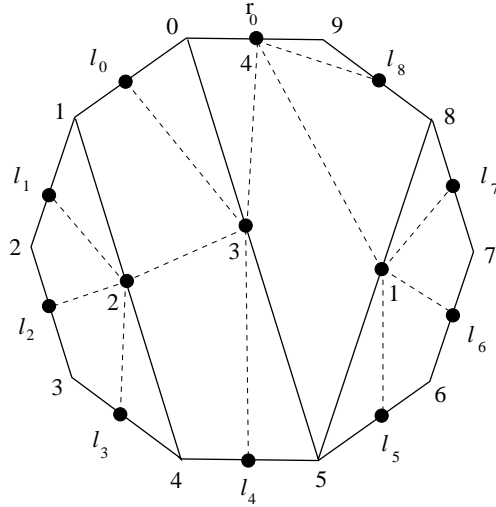


Figure 12: The correspondence between trees and partitions

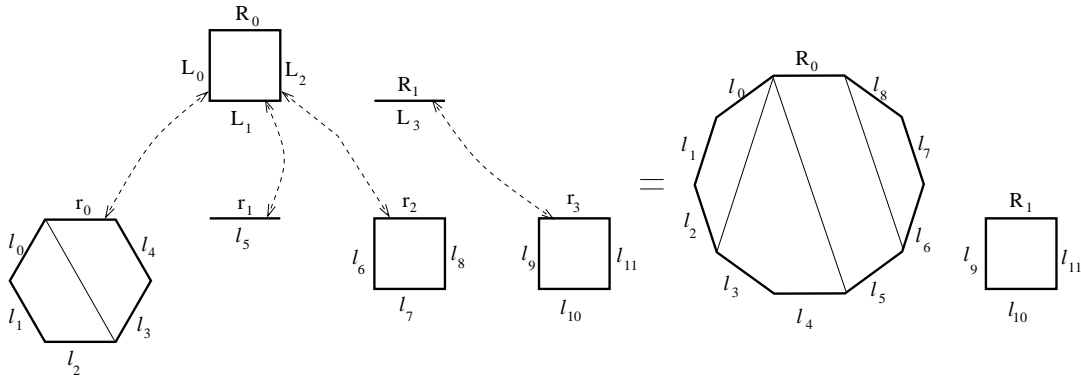


Figure 13: P product of two partitions

in the gluing process. One choice to describe the multiplication of the depicted partitions by $\bar{}$ -sequences is as $2233 \quad 11 \quad 44 \quad 11 = 22335511 \quad 44$. On the level of X -words the above product corresponds to $x_6 x_0 x_0 x_3 \quad x_0 = x_6 x_0 x_0 x_3 x_0$.

The Tamari equivalence is again a monoid congruence, the top element in each class is always 132-avoiding, the bottom one is 231-avoiding, and the obtained factor monoid is Thompson monoid P_k , given by the presentation (5). This is just the positive monoid in the corresponding Thompson group F_k , given by the same presentation but as a group, which is the group $F_k = P_k^{-1} P_k$ of fractions of P_k . The groups $F_k, k \geq 3$, share many properties with F_2 (see [Bro87, BG98]).

Note that if i is a concrete symbol that occurs on the left (right) of some larger symbol j (concrete or a $\bar{}$), then all occurrences of i are on the left (right) of j . Further, the corresponding k -ary forest does not change when we exchange all occurrences of i and $i+1$ if and only if they are separated by some larger symbol j (thus $\overline{132}$ or $\overline{231}$ occurs – in the former case we go up and in the latter we go down in the order).

The defining relations in P_k have the form given in (5) precisely because after all the occurrences of i and $i+1$ switch their places in a $\bar{}$ -sequence in which all $k-1$ occurrences of i were to the left of all $k-1$ occurrences of $i+1$ (separated by some larger symbol), the number of inversions for the term i increases

by $k - 1$.

8 Concluding remarks

It seems that Thompson monoid P_2 naturally codifies many instances of Catalan-like objects in the sense that provides "recipes" for their construction as well as relations to indicate which recipes lead to the same Catalan-like object.

The ubiquity of Catalan-like objects (enumerated by Catalan numbers) is well known in combinatorics. On the other hand, the ubiquity of Thompson's monoid (in fact the group) is equally well known in finite group theory. So it is fitting that these objects are closely related. The fact that the finite Coxeter groups of type A play a role in the mix is also not extremely surprising in the light of their own relevance in many situations.

It would be interesting to explore/establish connections between Thompson monoids (not necessarily of type F) and Tamari lattices of type B and D [Hug04, Rea] (corresponding to factor lattices of finite Coxeter groups of type B and D).

The connection between the higher Thompson monoids P_k , $k \geq 3$, and the higher Catalan objects (k -ary forests) leads to a natural question of exploring the sequences in $S_{n,k}$ as a kind of higher Coxeter objects of type A (ordinary permutations play this role when $k = 2$).

9 Acknowledgments

Thanks to Marcelo Aguiar, James Belk and Matt Brin for sharing their thoughts. Also, thanks to Nathan Reading for very careful reading of the text and numerous valuable suggestions and references.

References

- [BB05] James Belk and Kenneth Brown. Forest diagrams for elements of Thompson's group F . *Internat. J. of Algebra Comput.*, 15(5-6):815-850, 2005.
- [Bel04] James Belk. Thompson's Group F . PhD thesis, Cornell University, 2004.
- [BG84] Kenneth S. Brown and Ross Geoghegan. An infinite-dimensional torsion-free FP_1 group. *Invent. Math.*, 77(2):367-381, 1984.
- [BG98] Matthew G. Brin and Fernando Guzman. Automorphisms of generalized Thompson groups. *J. Algebra*, 203(1):285-348, 1998.
- [Bro87] Kenneth S. Brown. Finiteness properties of groups. *J. Pure Appl. Algebra*, 44(1-3):45-75, 1987.
- [BS85] Matthew G. Brin and Craig C. Squier. Groups of piecewise linear homeomorphisms of the real line. *Invent. Math.*, 79(3):485-498, 1985.
- [BW97] Anders Björner and Michelle L. Wachs. Shellable nonpure complexes and posets. II. *Trans. Amer. Math. Soc.*, 349(10):3945-3975, 1997.
- [CFP96] J. W. Cannon, W. J. Floyd, and W. R. Parry. Introductory notes on Richard Thompson's groups. *Enseign. Math.* (2), 42(3-4):215-256, 1996.
- [ER96] Paul H. Edelman and Victor Reiner. The higher Stasheff-Tamari posets. *Mathematika*, 43(1):127-154, 1996.
- [FH93] Peter Freyd and Alex Heller. Splitting homotopy idempotents. II. *J. Pure Appl. Algebra*, 89(1-2):93-106, 1993.

- [GS97] Victor Guba and Mark Sapir. Diagram groups. *Mem. Amer. Math. Soc.*, 130 (620) viii+117, 1997.
- [GS98] R. I. Grigorchuk and A. M. Stepin. On the amenability of cancellation semigroups. *Vestnik Moskov. Univ. Ser. IMat. Mekh.*, (3):12{16, 73, 1998.
- [Gub06] Victor Guba. The Dehn function of Richard Thompson's group F is quadratic. *Invent. Math.*, 163 (2) :313{342, 2006.
- [Hig74] Graham Higman. *Infinitely presented infinite simple groups*. Department of Pure Mathematics, Department of Mathematics, I.A.S. Australian National University, Canberra, 1974.
- [HT72] Samuel Huang and Dov Tamari. Problems of associativity: A simple proof for the lattice property of systems ordered by a semiaassociative law. *J. Combinatorial Theory Ser. A*, 13:7{13, 1972.
- [Hug04] Thomas Hugh. Tamari lattices and non-crossing partitions in types B and D. *Formal Power Series and Algebraic Combinatorics*, 2004.
- [LR98] Jean-Louis Loday and Mara O. Ronco. Hopf algebra of the planar binary trees. *Adv. Math.*, 139 (2) :293{309, 1998.
- [Rea] Nathan P. Reading. Cambrian lattices. *Adv. Math.*, to appear.
- [Rea04] Nathan P. Reading. Lattice congruences of the weak order. *Order*, 21 (4) :315{344, 2004.
- [Sta97] Richard P. Stanley. *Enumerative combinatorics. Vol. 1*, volume 49 of Cambridge Studies in Advanced Mathematics. Cambridge University Press, Cambridge, 1997.
- [Sta99] Richard P. Stanley. *Enumerative combinatorics. Vol. 2*. Cambridge University Press, Cambridge, 1999. With a foreword by Gian-Carlo Rota and appendix 1 by Sergey Fomin.
- [Sun03] Zoran Sunik. Self-describing sequences and the Catalan family tree. *Electron. J. Combin.*, 10 Note 5, 9 pp. (electronic), 2003.
- [Tho] Richard J. Thompson. Handwritten notes, 1960's.