

Lattice structure for orientations of graphs

James Propp*

Department of Mathematical Sciences

UMass Lowell

Lowell, MA, U.S.A.

jamespropp@gmail.com

Submitted: Jan 1, 2020; Accepted: Jan 2, 2020; Published: TBD

© The authors. Released under the CC BY-ND license (International 4.0).

Abstract

In 1986, Pretzel [44] studied the set of orientations of a connected finite graph G and showed that any two such orientations having the same flow-difference around all closed loops can be obtained from one another by a succession of local moves of a simple type. Here I show that the set of orientations of G having the same flow-differences around all closed loops can be given the structure of a distributive lattice. The construction generalizes partial orderings that arise in the study of alternating sign matrices. It also gives rise to lattices for the set of degree-constrained factors of a bipartite planar graph; as special cases, one obtains lattices that arise in the study of plane partitions and domino tilings. Lastly, the theory gives a lattice structure to the set of spanning trees of a planar graph.

Mathematics Subject Classifications: 05C88, 05C89

1 Statement of results.

All graphs are assumed to be finite and connected. Multiple edges are allowed, but self-loops are not permitted. Let G be a graph with vertex-set V and edge-set E . An **orientation** of the edge e is a triple (e, v, w) where v and w are the endpoints of e ; if $\vec{e} = (e, v, w)$, then we say \vec{e} points from v to w , and we define the reversal of \vec{e} as $-\vec{e} = (e, w, v)$. Let \vec{E} be the set of directed edges of G , i.e., the set containing all $2|E|$ orientations of edges of G . Writing $E = \{e_1, e_2, \dots\}$, we define an **orientation** R of G as a set of directed edges $\{\vec{e}_1, \vec{e}_2, \dots\} \subset \vec{E}$ where each \vec{e}_i is an orientation of the edge e_i .

A **directed path** in G with initial vertex v_0 and terminal vertex v_n is a sequence of directed edges $(e_1, v_0, v_1), (e_2, v_1, v_2), \dots, (e_n, v_{n-1}, v_n)$. The sequence of edges e_1, e_2, \dots, e_n that is associated with a directed path is called simply a **path**. A path with no repeated

*Supported by Simons Collaboration Grant.

vertices is **simple**. A directed path whose initial vertex and terminal vertex coincide is a **directed cycle**; the edges associated with it form a **cycle**. A cycle is **simple** if its only repeated vertex is the initial/terminal vertex. We say a directed edge is a **forward edge** (relative to the orientation R) if it belongs to R , and a **backward edge** if it does not; a path composed entirely of forward edges is a **forward path**. Given vertices v, w of G , say that w is **accessible** from v (relative to R) if R contains a forward path from v to w . Mutual accessibility is an equivalence relation; we call its equivalence classes **accessibility classes**. If all equivalence classes are of size 1, we say that R is **acyclic**. In most cases of interest, R is acyclic, but we will treat the general case.

Let R be an orientation of G . An accessibility class A will be called **maximal** if all directed edges in R between A and its complement A^c point towards A , and **minimal** if they all point toward A^c . If A is maximal, the process of reversing the orientations of all the directed edges between A and A^c (thereby making A minimal rather than maximal) is called **pushing down** A (see [44, 45]). Figure 1 gives two examples of pushing down that are inverse to one another. In the first example, we push down a single vertex v_1 ; in the second, we push down a non-trivial accessibility class that is the complement of $\{v_1\}$, namely $\{v_2, v_3, v_4\}$. Pretzel calls the former sort of move “pushing down” and the latter sort of move “PDCE”, but I prefer to use the suggestive term “pushing down” for both. Vertices in the accessibility class that is about to be pushed down are circled. The idea of pushing down a maximal vertex appears to be due to Mosesian (see the three articles cited in the bibliographies of [44] and [46]).

If C is a directed cycle in G , define the **circulation** of R around C (Pretzel calls this the **flow-difference** around the cycle) as the integer $|C_R^+| - |C_R^-|$, where C_R^+ is the set of forward edges of C and C_R^- is the set of backward edges of C . Define the circulation of R as the function $c = c_R$ that associates to each directed cycle C the circulation $c(C)$ of R around C ; say also that R is a **c -orientation**. (One can see circulation as a discrete analogue of the scalar curl of a two-dimensional vector field, much as the number of outward-pointing edges at a vertex minus the number of inward-pointing edges at the vertex can be seen as a discrete analogue of divergence.) Note that the problem of determining whether some orientation R is a c -orientation reduces to the problem of evaluating the circulation of R around all cycles C belonging to a cycle-basis. If R is a c -orientation, then $|C_R^+| + |C_R^-| = |C|$ and $|C_R^+| - |C_R^-| = c(C)$, so $|C_R^+| = \frac{1}{2}(|C| + c(C))$ and $|C_R^-| = \frac{1}{2}(|C| - c(C))$. We say that a circulation c is **feasible** if there exists at least one c -orientation of G .

It is easy to check that pushing down does not affect the circulation of an orientation of G . Indeed, let R be an orientation with a maximal accessibility class A , and let C be any directed cycle in G . Since C must contain equal numbers of directed edges going from A to A^c and going from A^c to A , reversing the orientations of all the directed edges joining A and A^c has no effect on the circulation of R around C .

I now state the main result of this article (proved in section 2).

Theorem 1: Let \mathcal{R} be the (non-empty) set of orientations of a finite connected graph G that have a fixed circulation c , and let A^* be an accessibility class of G . If we say that

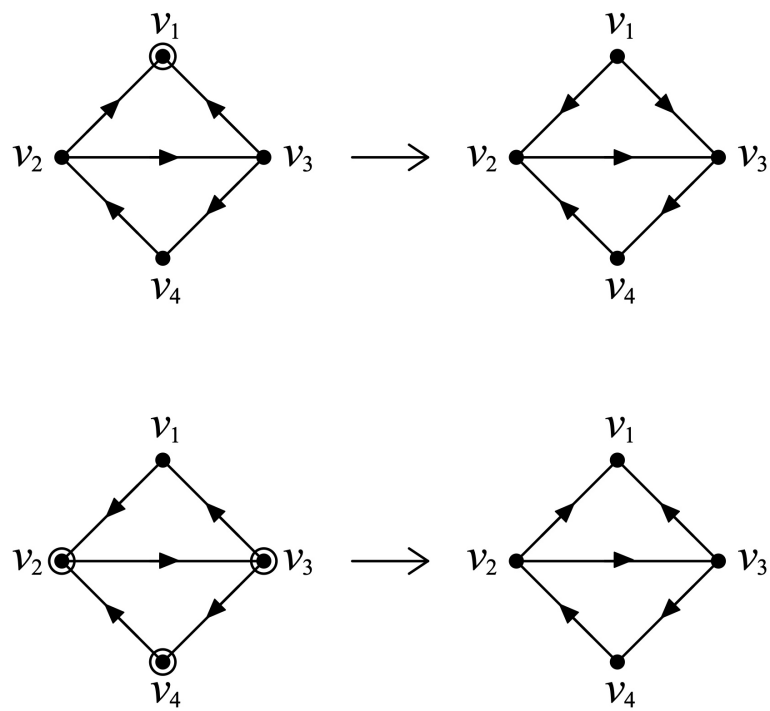


Figure 1: Two examples of pushing down.

one c -orientation R covers another c -orientation S exactly when S is obtained from R by pushing down at a maximal accessibility class other than A^* , then the covering relation makes \mathcal{R} into a distributive lattice.

The proof of Theorem 1 will introduce “height-functions”

Figure 2 gives an example of such a distributive lattice \mathcal{R} in the case where G is a cycle of length 4, \mathcal{R} is the set of orientations of G in which the circulation around the cycle is zero, and $A^* = \{v_4\}$ (the “root”). The figure shows the Hasse diagram of the lattice. Each edge (shown as a dotted line) corresponds to a pushing down move; for instance, the orientation shown at the top of the figure turns into the orientation shown just below it if the sink at v_1 is pushed down. This example is discussed in greater detail later (Example 1.1).

The proof of Theorem 1 will introduce “height-functions” (inspired by and generalizing the height-function introduced by Thurston [56]) to aid the analysis. Using height-functions, I will prove that if R and S are c -orientations of G , then S can be obtained from R by performing at most $N(N - 1)/2$ pushing-down operations, where N is the number of vertices of G . This result strengthens the theorem of Pretzel [44] who showed that a finite number of pushing-down operations suffices. The bound $N(N - 1)/2$ is best possible; see Propositions 1.13 and 1.14.

Now suppose G is a connected bipartite planar graph drawn on the sphere S^2 and d is a function from the vertex-set of G to the non-negative integers. A **d -factor** of G is a subgraph of G in which each vertex v has degree $d(v)$. For example, if $d(v) = 1$ for all vertices v , then a d -factor of G is just a 1-factor, or (perfect) matching, of G . This being the most important case, I will use the letter M (for matching) to denote a d -factor. We formally regard M as a set of edges; thus M^c denotes the set of edges of G not in M .

Note that the edges of G divide the sphere into simply-connected regions or **faces** with an even number of sides, if we agree to double-count edges that are internal to a face as in Figure 3. We will pick some particular face f^* that will play a special role in what follows. In depicting G in the plane (on the page), we will have the unbounded, external face correspond to f^* . We will give each face a preferred orientation, which is counterclockwise (on the sphere); note that when one draws the graph on the plane, the preferred orientation of the outer face f^* appears to be clockwise.

Assume that every edge of G belongs to some d -factors but not to others. Note that if this is not true, the d -factors of G are in 1-to-1 correspondence with the d' -factors of some subgraph G' , where every edge of G' belongs to some d' -factors but not to others. Thus, we are not losing any generality in making the assumption.

Color the vertices of G alternately black and white. An **elementary cycle** in G is a simple cycle that encircles a single face. An **alternating cycle** in G relative to a d -factor M is an elementary cycle in G in which the edges alternately belong to M and M^c . Call the cycle **positive** if the edges in the cycle, when directed from black vertices to white vertices, circle the face in a counterclockwise direction, and **negative** if they circle in a clockwise direction. (A cycle need not be positive or negative.) A **face twist** is the operation of removing from a d -factor some edges that form an alternating cycle

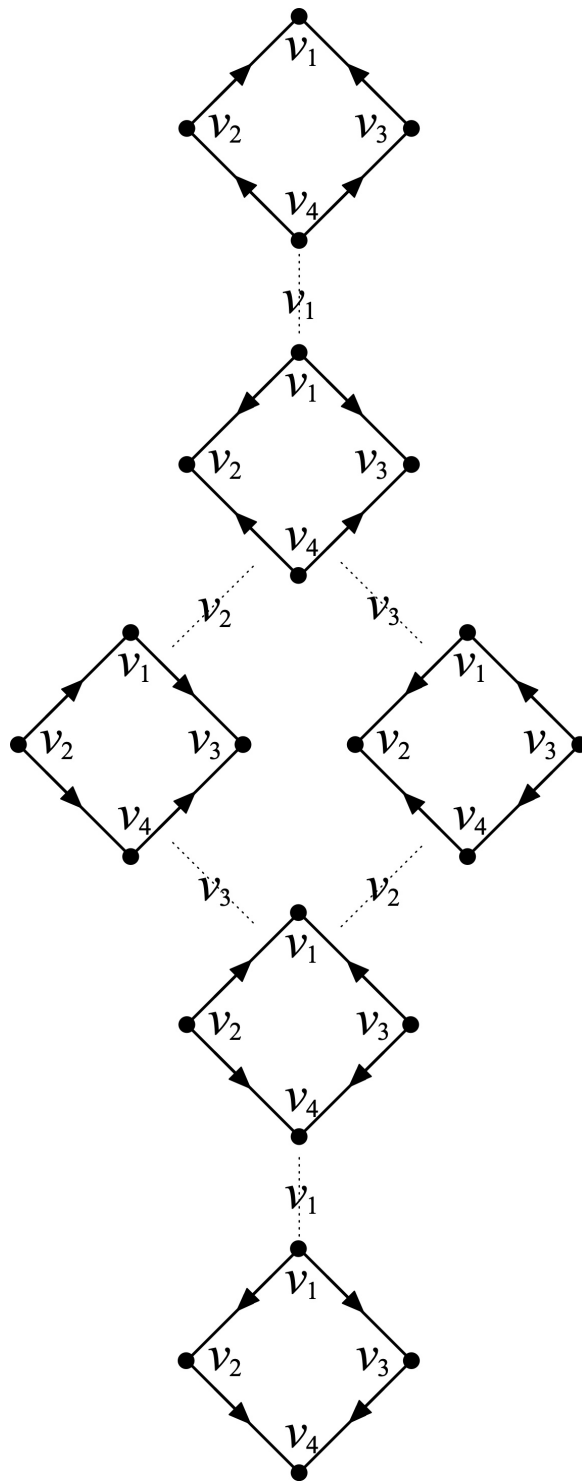


Figure 2: Orientations of a rooted 4-cycle.

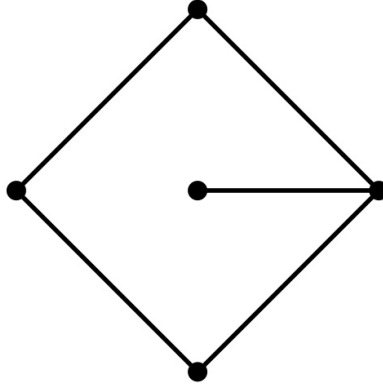


Figure 3: A six-sided face.

around a face and inserting the complementary edges. More specifically, **twisting down** is the operation that converts a positive alternating cycle into a negative alternating cycle around the same face, and **twisting up** is its inverse. Note that twisting converts a d -factor into another d -factor. Figure 4 shows the three 1-factors of a particular graph, in which the faces having positive or negative alternating cycles are marked $+$ or $-$, respectively; an arrow from a 1-factor M to a 1-factor N expresses the fact that N can be obtained from M by twisting down a positive alternating cycle.

The following consequence of Theorem 1, proved in section 3, gives us a lattice structure for the set of d -factors of G .

Theorem 2: Let \mathcal{M} be the (non-empty) set of d -factors of a finite graph G in S^2 . If we say that one d -factor M covers another d -factor N exactly when N is obtained from M by twisting down at a face other than f^* , then the covering relation makes \mathcal{M} into a distributive lattice.

Lastly, let G be a connected graph in S^2 with a special face f^* . Let v^* be a vertex of G on the boundary of the face f^* . A **spanning tree** of G is a collection T of edges of G such that for any two vertices v, w of G there is a unique simple path between v and w using edges of T .

Let v be a vertex of G and e an edge containing v . If we imagine an ant that travels in a small clockwise circle centered at v , we see that after it crosses e it remains in some face f of G before crossing the next edge e' of G . We say that e' is the **clockwise successor** of e at v . Fix v, e, f, e' as described, and suppose $e \neq e'$. If T is a spanning tree of G , we will say that the angle eve' is **positively pivotal** if the following conditions are satisfied:

- (1) $e \in T$ and $e' \notin T$;
- (2) the symmetric difference $T' = T \triangle \{e, e'\}$ is a spanning tree of G ;
- (3) the simple path from v to v^* in T contains e ;

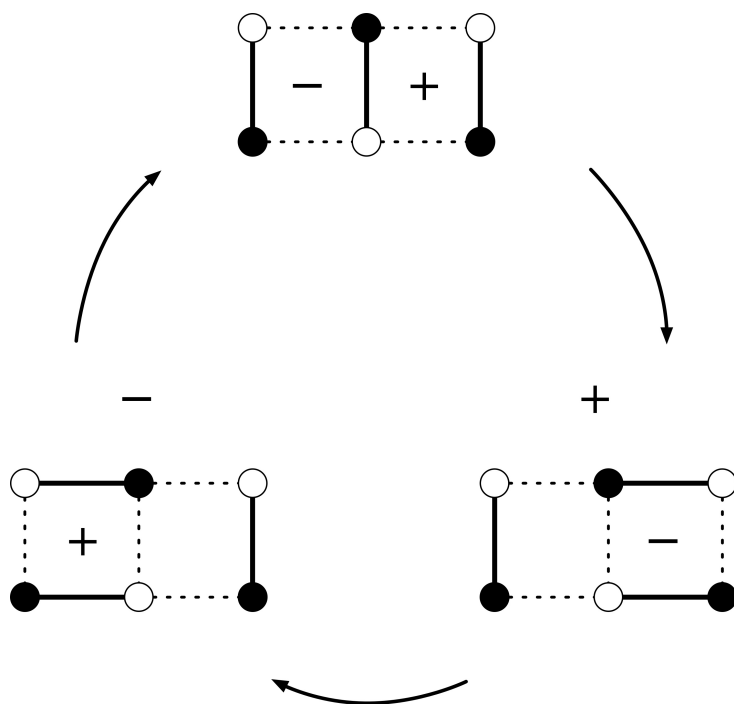


Figure 4: Twisting down a 1-factor.

- (4) the simple path from v to v^* in T' contains e' ; and
- (5) the (unique) simple cycle in $T \cup T'$ separates f from f^* .

When eve' is positively pivotal, the operation $T \mapsto T'$ is called **swinging down** at v through the angle eve' . Note that condition (5) necessitates $f \neq f^*$. (We may define the notions “negatively pivotal” and “swinging up” in an analogous way.)

Figure 5 shows an example of a swinging-down move. The special vertex v^* is marked with a large black dot; the swinging-down move takes place at the lower-left angle of the four-sided face.

The following consequence of Theorem 1, proved in section 4, gives us a lattice structure for the set of spanning trees of G .

Theorem 3: Let \mathcal{T} be the set of spanning trees of a finite connected graph G in S^2 , with f^* a face of G and v^* a vertex of G incident with f^* . If we say that one tree $T \in \mathcal{T}$ covers another tree $T' \in \mathcal{T}$ exactly when T' is obtained from T by swinging down, then the covering relation makes \mathcal{T} into a distributive lattice.

2 Orientations of graphs.

For the reader’s convenience, I restate Theorem 1.

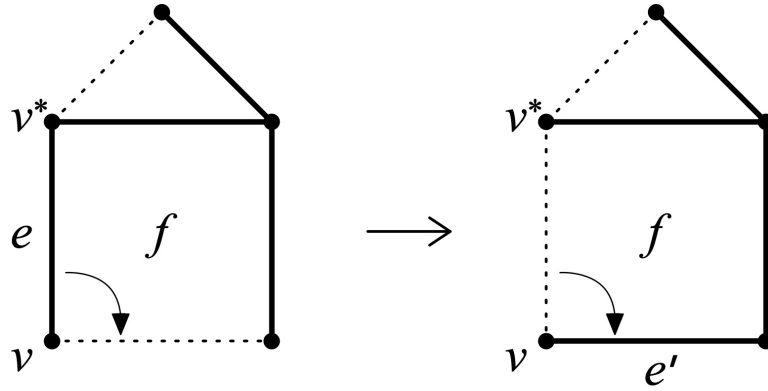


Figure 5: A swinging-down move.

Theorem 1: Let \mathcal{R} be the (non-empty) set of orientations of a finite connected graph G that have a fixed circulation c , and let A^* be an accessibility class of G . If we say that one c -orientation R covers another c -orientation S exactly when S is obtained from R by pushing down at a maximal accessibility class other than A^* , then the covering relation makes \mathcal{R} into a poset that is a distributive lattice.

I will prove this theorem in a slightly roundabout way. Specifically, I will use “height-functions” to define a lattice structure on \mathcal{R} , and then verify that the covering relation for this ordering is the relation given by pushing down.

Note that two vertices v, w of G are mutually accessible (relative to an orientation R) if and only if there exists a directed cycle of length n containing v and w around which the circulation is n . If S is another c -orientation of the graph, then the circulation of S around this cycle must also be n , implying that the cycle is a forward cycle and that v and w are mutually accessible relative to S . It follows that any two c -orientations of G induce the same partition of the vertex-set V into accessibility classes. In particular, we can talk about the partition of V induced by the circulation c , and we can describe c as being acyclic (or not).

Given a feasible circulation c of G , let us describe a directed edge \vec{e} as being **forced** if it belongs to every c -orientation of G , and **forbidden** if it belongs to no c -orientation of G . Clearly \vec{e} is forced if and only if $-\vec{e}$ is forbidden.

Proposition 1.1: Let c be a feasible circulation on G . A directed edge \vec{e} is forced or forbidden if and only if its endpoints are in the same accessibility class.

Proof: Suppose $\vec{e} = (e, v, w)$ has endpoints v, w that are in the same accessibility class. Let R be some c -orientation of G . If R contains \vec{e} , then, since R contains a path from w to v , R contains a forward cycle that includes the directed edge \vec{e} ; all the edges in this cycle, including \vec{e} , must be forced. Similarly, if R contains $-\vec{e}$, then $-\vec{e}$ must be forced, i.e., \vec{e} must be forbidden.

For the other direction, suppose \vec{e} has endpoints that are in different accessibility

classes. Let G' be the graph obtained from G by contracting all edges whose endpoints lie in the same accessibility class, let N' be the number of vertices of G' , and let R_0 be an orientation of G' obtained by taking a c -orientation of G and contracting all the directed edges whose endpoints lie in the same accessibility class. Note that R_0 is acyclic. We will iteratively construct orientations R_1, R_2, \dots of G' , where each orientation R_i is obtained from the preceding orientation R_{i-1} by pushing down at a vertex. Imagine the vertex set of G' as being divided at each stage into two classes, called “red” and “blue,” with the red class initially empty. We will always be pushing down at a blue vertex of G' and re-coloring it red. More specifically, at the i th stage ($i \geq 1$) we proceed as follows: Pick an arbitrary blue vertex and proceed from there, following edges of R_{i-1} . Note that it is impossible to go from a blue vertex to a red vertex, since the directed edges of R_{i-1} that connect red and blue vertices always point away from the red (pushed-down) vertices. Hence the path will only visit blue vertices. Since R_{i-1} was obtained from R_0 by repeatedly pushing down, and since R_0 was acyclic, R_{i-1} is acyclic as well; hence the blue path must eventually get stuck at some blue vertex. This vertex will be maximum, so that it is possible to push it down, obtaining a new orientation R_i . Repeating this operation N' times, we eventually reach the orientation $R_{N'} = R_0$. In the process of going from R_0 to $R_{N'}$, every vertex of G' has gotten pushed down; hence every directed edge of G' has gotten reversed twice. In particular, we see that every edge of G' can occur with both orientations. Uncontracting the vertices of G' to bring ourselves back to G , we see that every edge of G that joins different accessibility classes occurs with both orientations in \mathcal{R} . \square

Before defining a partial ordering on \mathcal{R} (which will depend critically on our choice of A^*), we need two extra ingredients: one is a choice of a particular vertex v^* in A^* and the other is a real-valued function on the set of directed edges of G that has certain properties. To motivate these properties, note that every c -orientation R of G is associated with an indicator function $F_R : \vec{E} \rightarrow \mathbf{R}$, where

$$F_R(\vec{e}) = \begin{cases} +1 & \text{if } \vec{e} \in R, \\ 0 & \text{if } \vec{e} \notin R \text{ (i.e., } -\vec{e} \in R). \end{cases}$$

This function $F = F_R$ has three notable properties: $0 \leq F(\vec{e}) \leq 1$ for all $\vec{e} \in \vec{E}$; $F(\vec{e}) + F(-\vec{e}) = 1$ for all $\vec{e} \in \vec{E}$; and $\sum_{\vec{e} \in C} F(\vec{e}) = \frac{1}{2}(|C| + c(C))$ for every directed cycle C in G . (Actually the second property is a special case of the third.)

We would like a particular function \overline{F} that satisfies these three properties and some extra conditions as well: $\overline{F}(\vec{e})$ should be 1 when \vec{e} is forced, 0 when \vec{e} is forbidden, and strictly between 0 and 1 when \vec{e} is neither forced nor forbidden. A simple way to find such an \overline{F} is to average the F_R 's over all the (finitely many) c -orientations R . That is, we may let $\overline{F}(\vec{e})$ be the probability that a c -orientation chosen uniformly at random from \mathcal{R} contains \vec{e} . In applications to specific graphs G and circulations c , there is typically a more natural function \overline{F} that satisfies our extra property, but for the purposes of proving general theorems this choice of \overline{F} suffices. In any case, neither the choice of the vertex $v^* \in A^*$ nor the choice of the function \overline{F} affects the partial ordering of \mathcal{R} .

Definition: The **height-function** H_R of a c -orientation R is the unique real-valued function H on V such that

- (i) $H(v^*) = 0$, and
- (ii) for $\vec{e} = (e, v, w)$,

$$H(w) - H(v) = \begin{cases} 1 - \overline{F}(\vec{e}) & \text{if } \vec{e} \in R, \\ -\overline{F}(\vec{e}) & \text{if } \vec{e} \notin R. \end{cases}$$

Proposition 1.2: The preceding definition is consistent and uniquely specifies H_R . Moreover, every $H : V \rightarrow \mathbf{R}$ that satisfies (i) and (ii) is equal to H_R for some $R \in \mathcal{R}$.

Proof: Since G is connected, we can find a directed path $\vec{e}_1, \vec{e}_2, \dots, \vec{e}_n$ from v^* to any other vertex v of G . Then (i) and (ii) imply that $H_R(w) = k - \overline{F}(\vec{e}_1) - \overline{F}(\vec{e}_2) - \dots - \overline{F}(\vec{e}_n)$, where k is the number of i ($1 \leq i \leq n$) such that $\vec{e}_i \in \mathcal{R}$. Hence the function H_R is uniquely specified; we need to check that the definition is self-consistent. Letting $C = \vec{e}_1, \vec{e}_2, \dots, \vec{e}_n$ be a directed cycle in G we find that (ii) gives us $\sum_{i=1}^n (H(v_i) - H(v_{i-1})) = k - \sum_{i=1}^n \overline{F}(\vec{e}_i)$, where $\vec{e}_k = (e_k, v_{k-1}, v_k)$ and where k is the number of i with $\vec{e}_i \in \mathcal{R}$; we must check that this vanishes (since $v_0 = v_n$). But k equals the number of forward edges in the directed cycle C , which is also equal to $\sum_{i=1}^n \overline{F}(\vec{e}_i)$. This proves the first sentence of Proposition 1.2.

To construct an orientation of G from a function H satisfying (i) and (ii), let R be the set consisting of all forced directed edges together with all directed edges $\vec{e} = (e, v, w)$ for which $H(w) > H(v)$. R is an orientation of G ; it is easily seen that if $H = H_{R'}$ for some orientation R' , we must have $R' = R$. \square

Note that the condition (ii) can be written as $H_R(w) - H_R(v) = F_R(\vec{e}) - \overline{F}(\vec{e})$, where F_R is the indicator function of R .

Proposition 1.3: For all v, w adjacent in G , $H_R(v) = H_R(w)$ if and only if v and w belong to the same accessibility class relative to c .

Proof: Let e be an edge with endpoints v and w . If v and w are mutually accessible, then the directed edge $\vec{e} = (e, v, w)$ is either forced or forbidden so that $F_R(\vec{e}) = \overline{F}(\vec{e})$ and $H_R(w) = H_R(v)$. If v and w are not mutually accessible, \vec{e} is neither forced nor forbidden, so that either $H_R(w) - H_R(v) = 1 - \overline{F}(\vec{e}) > 0$ or $H_R(w) - H_R(v) = -\overline{F}(\vec{e}) < 0$. \square

Proposition 1.4: For all $R, R' \in \mathcal{R}$ and for all $v \in V$, $H_R(v) - H_{R'}(v)$ is an integer.

Proof: It trivially holds for $v = v^*$ (by stipulation (i) in the definition of H_R), and since the two alternatives on the right hand side of (ii) differ by 1, it holds by induction for all v . \square

Definition: For each $v \in V$ let $m(v) = \min_{R \in \mathcal{R}} H_R(v)$.

Proposition 1.5: Suppose v and w are adjacent vertices in different accessibility classes of G , with $m(v) < m(w)$. Then for $R \in \mathcal{R}$, the only possible values for the pair $(H_R(v), H_R(w))$ are of the form $(m(v) + i, m(w) + j)$ with $j = i$ or $j = i - 1$.

Proof: Note that the assumption $m(v) < m(w)$ entails no loss of generality, since $m(v) \neq m(w)$ whenever v and w are in different accessibility classes (Proposition 1.3). I claim that $m(w)$ lies strictly between $m(v)$ and $m(v) + 1$. Indeed, our hypothesis $m(v) < m(w)$ gives us one bound. To prove the other, let R be an orientation for which $H_R(v) = m(v)$. Then $H_R(w)$ is either $m(v) - \overline{F}(\vec{e})$ or $m(v) + 1 - \overline{F}(\vec{e})$, where \vec{e} is the directed edge from v to w . Since \vec{e} is neither forced nor forbidden, $m(v) - \overline{F}(\vec{e}) < m(v)$ and $m(v) + 1 - \overline{F}(\vec{e}) < m(v) + 1$. Since $H_R(w) \geq m(w) > m(v)$, we cannot have $H_R(w) = m(v) - \overline{F}(\vec{e})$; hence $H_R(w) = m(v) + 1 - \overline{F}(\vec{e})$. Therefore in fact we have $m(w) = H_R(w) = m(v) + 1 - \overline{F}(\vec{e}) < m(v) + 1$.

Now let R be any orientation of G . By Proposition 1.4, $H_R(v) = m(v) + i$ and $H_R(w) = m(w) + j$ for some i, j . We must either have $H_R(w) - H_R(v) = 1 - \overline{F}(\vec{e}) = m(w) - m(v)$ or $H_R(w) - H_R(v) = -\overline{F}(\vec{e}) = m(w) - m(v) - 1$. In the first case, $j = i$; in the second case, $j = i - 1$. \square

Proposition 1.6: If H_1 and H_2 satisfy (i) and (ii), then so do their **meet** $H_1 \wedge H_2$ and their **join** $H_1 \vee H_2$, where

$$(H_1 \wedge H_2)(v) = \min(H_1(v), H_2(v)),$$

$$(H_1 \vee H_2)(v) = \max(H_1(v), H_2(v)).$$

Proof: It is clear that (i) is satisfied in each case. To prove (ii), note that if v and w are mutually accessible, then the possible values for $(H_R(v), H_R(w))$ as R varies in \mathcal{R} are

$$(r, r), (r + 1, r + 1), (r + 2, r + 2), \dots$$

where $r = m(v)$, whereas if v and w are not mutually accessible, then the possible values for $(H_R(v), H_R(w))$ are

$$(r, s), (r + 1, s), (r + 1, s + 1), (r + 2, s + 1), \dots$$

where $r = m(v)$ and $s = m(w)$ (Proposition 1.5). Since in either situation the allowed pairs are linearly ordered componentwise, any ordered pair of numbers that is of the form $(H_1(v), H_1(w)) \vee (H_2(v), H_2(w))$ or $(H_1(v), H_1(w)) \wedge (H_2(v), H_2(w))$ is also a pair on the list, and hence satisfies (ii). \square

Definition: If R and S are c -orientations, say $R \succeq S$ if and only if $H_R(v) \geq H_S(v)$ for all $v \in V$.

Clearly, $(\mathcal{R}, \wedge, \vee, \succeq)$ is a distributive lattice. We define \succ, \preceq and \prec in terms of \succeq in the usual way. Note that $R \succeq S$ if and only if for every vertex v of G , and for every path in the graph from v^* to v , the number of forward edges along the path is at least as great for R as for S .

We must now show that R covers S in the partial order (\mathcal{R}, \succeq) if and only if S is obtained from R by a single application of pushing-down.

Proposition 1.7: Let R be a c -orientation, and let A be an accessibility class of G (relative to c). Then A is maximal under R (that is, all directed edges between A and A^c point towards A) if and only if A is a “mesa” for the height-function H_R ; that is, H_R is constant on A , and has strictly smaller value for every vertex in A^c adjacent to a vertex in A .

Proof: By Proposition 1.3 we know that H_R is constant on accessibility classes; say $H_R(v) = \alpha$ for all $v \in A$. For each $w \notin A$ adjacent to A , we have either $H_R(w) < \alpha$ or $H_R(w) > \alpha$, according to whether the edge(s) connecting w to A point towards A or away from A . (Note that it is impossible for there to be edges joining w to A with both orientations, since that would force $w \in A$.) Thus A is maximal if and only if $H_R(w) > \alpha$ for all $w \notin A$ adjacent to A . \square

Proposition 1.8: If A is a maximal accessibility class in \mathcal{R} , and S is obtained from R by pushing down A , then

$$H_S(v) = \begin{cases} H_R(v) & \text{if } v \notin A, \\ H_R(v) - 1 & \text{if } v \in A. \end{cases}$$

Proof: Easy. \square

Proposition 1.9: Let R, S be c -orientations with $R \not\preceq S$, so that $H_R(v) > H_S(v)$ for some v , and let $d = \max\{H_R(w) - H_S(w) : w \in V\} > 0$. Let $D = \{w \in V : H_R(w) - H_S(w) = d\}$, which by Proposition 1.3 is a union of accessibility classes, and let \hat{A} be an accessibility class in D for which $H_R(\hat{A})$ is as great as possible. Then \hat{A} is maximal in R . Moreover, if $R \succ S$, then the orientation R' that results from R by pushing down \hat{A} satisfies $R' \succeq S$.

Proof: Since $H_R(v) - H_S(v) = 0$ for all $v \in A^*$, D is disjoint from A^* . Let w be a vertex in \hat{A}^c adjacent to \hat{A} . If $w \in D$, then $H_R(\hat{A}) > H_R(w)$, since H_R is maximized within D on the set \hat{A} ($H_R(w) = H_R(\hat{A})$ is impossible since $w \notin \hat{A}$). On the other hand, if w does not belong to D , so that $H_R(w) - H_S(w) < d$, then $H_R(w) - H_S(w) = d - 1$, and our earlier observation about the possible values of the pair $(H(v), H(w))$ (for H any height-function) gives us $H_R(\hat{A}) > H_R(w) \geq H_S(w) > H_S(\hat{A})$. In either case, $H_R(\hat{A}) > H_R(w)$, and since this holds for all w adjacent to \hat{A} , all the arrows between \hat{A} and its complement point towards \hat{A} , implying that \hat{A} is maximal in R . To prove the second claim, note that the inequality $H_R(\hat{A}) > H_S(\hat{A})$ implies $H_R(\hat{A}) \geq H_S(\hat{A}) + 1$. Hence $H_{R'}(w) = H_R(w) \geq H_S(w)$ for all $w \notin \hat{A}$ and $H_{R'}(\hat{A}) = H_R(\hat{A}) - 1 \geq H_S(\hat{A})$. \square

Proposition 1.10: R covers S if and only if S is obtainable from R by a single pushing-down operation on an accessibility class A disjoint from A^* .

Proof: The backward direction follows immediately from Proposition 1.8, since heights at a fixed vertex v can only vary by integers as R varies and since H_R must be constant on accessibility classes. In the forward direction, suppose R covers S in (\mathcal{R}, \succeq) . By Proposition 1.9, there exists $R' \succeq S$ obtained from R by pushing down. Since $R \succ R'$, we must have $R' = S$. \square

This interpretation of pushing down gives us the following result:

Proposition 1.11: There is a unique c -orientation of G which has no maximum away from A^* .

Proof: Any c -orientation of G with no maximum away from A^* is a c -orientation that is minimal in \mathcal{R} , and vice versa. Since \mathcal{R} is a lattice, the orientation is unique. Note that the orientation must necessarily have a maximum at A^* , since its height-function must achieve its maximum someplace. \square

Call this orientation $R_{\hat{0}}$. Similarly, we define $R_{\hat{1}}$ as the unique c -orientation of G which has no minimum away from A^* ; $R_{\hat{1}}$ is the maximum element of \mathcal{R} .

Summarizing our results, we find that $(\mathcal{R}, \wedge, \vee, \succeq)$ is a distributive lattice in which an element R covers an element S if and only if S is obtained by pushing down R at a maximal accessibility class other than A^* , with minimum element $R_{\hat{0}}$ and maximum element $R_{\hat{1}}$.

This completes the proof of Theorem 1. \square

We now turn to examples.

Example 1.1: Let G be a cycle of length n , and let \mathcal{R} be the set of orientations of G in which exactly k of the edges of G are directed counterclockwise. Here we put $\overline{F}(\vec{e}) = \frac{k}{n}$ for every counterclockwise edge and $\frac{n-k}{n}$ for every clockwise edge. (See Figure 2 for the case $n = 4$, $k = 2$.) In general, \mathcal{R} is isomorphic to the finite Young lattice $L(k, n - k)$. To see this, number the edges of G from 1 to n in clockwise order (beginning and ending with v^*), and create a lattice path from $(k, 0)$ to $(0, n - k)$ whose i th edge goes upward or leftward according to whether the i th edge of P runs clockwise or counterclockwise. The set of grid squares in the first quadrant to the left of and below the lattice path is a Young diagram, and pushing down amounts to removing a square. Thus, the c -orientations of G correspond to number-partitions having at most k parts, each of size at most $n - k$. (For a general treatment of number-partitions, see [2].)

Example 1.2: Let G be a path composed of n horizontal edges, labelled e_1, e_2, \dots, e_n from left to right, with v^* the rightmost vertex. Since G has no cycles, we let \mathcal{R} be the set of all orientations of G . For any orientation R of G , let $I(R) \subseteq \{1, 2, \dots, n\}$ be the set of i ($1 \leq i \leq n$) such that e_i is oriented from right to left in R . Then R covers S if and only if $I(S)$ is obtained from $I(R)$ by reducing one of its elements by 1 (with the stipulation that this reduction is only permitted if the reduced value was not already in R , and with the special arrangement that the number 1 is “reduced” by being simply deleted). Thus \mathcal{R} is isomorphic to the inclusion-ordering on number-partitions with distinct parts of size at most n . (More generally, if G is any tree with n edges and v^* is any vertex of G , \mathcal{R} will be a poset with 2^n elements.)

For our next example, we need to broaden the context of our construction somewhat. Let ∂G denote any non-empty connected subgraph of G , to be called the boundary of G . Let ∂V denote the set of vertices of ∂G ; assume $v^* \in \partial V$. If we let \mathcal{R} be the set




Figure 6: Alternating sign matrices.

of all c -orientations of G that have prescribed orientations on all the edges of ∂G , then the proof of the preceding propositions can be adapted to show that every orientation in \mathcal{R} can be obtained from every other by means of pushing-down operations in which the accessibility classes of G that get pushed down are disjoint from ∂V .

Example 1.3: Let G be the square grid with $(n + 1)^2$ vertices ($n \geq 1$), let ∂G be the boundary of G in the usual sense (a subgraph with $4n$ vertices and $4n$ edges), let c be the circulation that assigns circulation zero to every cycle, and let \mathcal{R} be the set of c -orientations of G in which all edges on the top/bottom/left/right side of the boundary point rightward/leftward/ downward/upward. One such $R \in \mathcal{R}$ is shown in Figure 6(a) for $n = 3$.

If we take $\bar{F}(\vec{e}) = \frac{1}{2}$ for all \vec{e} , with v^* the vertex at the upper left, we get the height-function H_R shown in Figure 6(b). Finally, if for each grid-square in G we record the signed sum $-h_1 + h_2 + h_3 - h_4$ where h_1, h_2, h_3, h_4 are the heights H_R of the upper left, upper right, lower left, and lower right corners of the grid-square, respectively, we get an n -by- n array of $+1$'s, -1 's, and 0 's, as shown in Figure 6(c). This array has the property that in each row and column, the nonzero entries alternate in sign, beginning and ending with $+1$. Such a matrix is called an **alternating-sign matrix** (defined by Mills, Robbins, and Rumsey [41]; for a very readable overview, see [50]). It is not hard to show that every n -by- n alternating-sign matrix corresponds to a unique orientation of G in \mathcal{R} (see Elkies et al. [11] for details). Our lattice structure on \mathcal{R} is a natural partial ordering of the set of alternating-sign matrices, and indeed has been used numerous times in the literature. One indication of its naturalness is the observation that if we restrict this ordering to those alternating-sign matrices in which no -1 's occur (the permutation matrices), then we obtain the weak Bruhat order on permutations.

For the rest of this section, we will assume that c is acyclic, and that choosing an orientation for the edges in ∂G does not force any of the orientations of the other edges.

Since (\mathcal{R}, \succeq) is a distributive lattice, it can be viewed as the lattice of order-ideals

of a poset P , ordered by inclusion. P can be abstractly described as the poset of join-irreducibles of \mathcal{R} under the inherited partial ordering, but here is a more concrete picture of P . For each vertex $v \notin \partial V$, let $m(v) = \min_R H_R(v)$, $M(v) = \max_R H_R(v)$, and $D(v) = M(v) - m(v) \geq 1$, so that the allowed values of $H_R(v)$ are $m(v), m(v)+1, \dots, m(v)+D(v) = M(v)$. To each $v \notin \partial V$ and each $1 \leq i \leq D(v)$, there corresponds an element of P , which we can denote by (v, i) ; every element of P is of this form. (v, i) covers (w, j) in P when v and w are adjacent in G and $0 < (m(v) + i) - (m(w) + j) < 1$.

A different geometric picture of (\mathcal{R}, \succeq) arises from looking at the **c -orientation polytope** associated with the circulation c . As discussed earlier, each orientation R of G can be associated with an indicator function F_R . We can view the set of real-valued functions from \vec{E} to \mathbf{R} as a Euclidean space and consider the functions F_R as points in that space. We define the c -orientation polytope as the convex hull of these points. Note that it actually lies in the subspace of $\mathbf{R}^{\vec{E}}$ consisting of those F that satisfy $\sum_{\vec{e} \in C} F(\vec{e}) = \frac{1}{2}(|C| + c(C))$ for all directed cycles C .

Proposition 1.12: If S is obtained from R by pushing down a vertex v , then there is an edge of the c -orientation polytope between R and S .

Proof: First note that every F_R is a vector containing $|E|$ 0's and $|E|$ 1's; hence none is a convex combination of the others and each is on the boundary of the c -orientation polytope. To see that there is an edge from F_R to F_S , consider the (affine) subspace consisting of all $F \in \mathbf{R}^{\vec{E}}$ that agree with F_R and F_S on all directed edges common to R and S , and intersect it with the subspace of F 's satisfying the identity $\sum_{\vec{e} \in C} F(\vec{e}) = \frac{1}{2}(|C| + c(C))$. We get a line and nothing more, since the values of F on all directed edges not involving v are fixed on the first subspace and the differences $F(\vec{e}_i) - F(\vec{e}_j)$ are fixed on the intersection with the second subspace (where \vec{e}_i and \vec{e}_j are any two directed edges with initial vertex v). \square

Proposition 1.13: There exists an affine function Φ on $\mathbf{R}^{\vec{E}}$ such that $\Phi(F_R)$ is the rank of R in the poset (\mathcal{R}, \succeq) .

Proof: We seek a function of the form

$$\Phi(F) = \sum_{\vec{e} \in \vec{E}} a_{\vec{e}} F(\vec{e}) + a_0$$

for coefficients $a_{\vec{e}}$ and a constant term a_0 . It suffices to find $a_{\vec{e}}$'s so that every pushing-down operation decreases $\sum_{\vec{e}} a_{\vec{e}} F(\vec{e})$ by 1. That is, if $v \neq v^*$ is a vertex of G and $\vec{E}(v)$ is the set of directed edges of G with initial vertex v , then we want

$$\sum_{\vec{e} \in \vec{E}(v)} a_{-\vec{e}} = \left(\sum_{\vec{e} \in \vec{E}(v)} a_{\vec{e}} \right) + 1 .$$

Write this as

$$\sum_{\vec{e} \in \vec{E}(v)} (a_{-\vec{e}} - a_{\vec{e}}) = 1 .$$

To see if there are any degeneracies in this system of equations, consider all linear combinations of the form

$$\sum_{v \in V} \left(b_v \sum_{\vec{e} \in \vec{E}(v)} (a_{-\vec{e}} - a_{\vec{e}}) \right)$$

with b_{v^*} required to be zero. To see when this expression vanishes identically (that is, to see when the net coefficient of each $a_{\vec{e}}$ is zero), rewrite the expression as

$$\sum_{\vec{e}=(e,v,w) \in \vec{E}} (b_w - b_v) a_{\vec{e}}.$$

This vanishes identically only when $b_w = b_v$ for all v, w adjacent in G ; since G is connected, this means that $b_v = b_{v^*} = 0$ for all v . Hence our inhomogeneous system of equations contains no inconsistencies and has at least one solution. \square

One curious feature of Theorem 1 is that it gives us N different ways to view \mathcal{R} as a distributive lattice, where N is the number of vertices of G . Let us write \mathcal{R}_v for the partial ordering on the c -orientations of G defined using v as the special vertex. If we let P_v be the poset of join-irreducibles of \mathcal{R}_v , then we obtain commuting bijections $J(P_v) \rightarrow J(P_w)$ for all v, w , where $J(P)$ denotes the lattice of order ideals of P . These are non-trivial bijections, in that the underlying P_v 's can be non-isomorphic.

Abstractly, what is going on is best understood in the context of the infinite distributive lattice $\hat{\mathcal{R}}$ consisting of all functions $H : V \rightarrow \mathbf{R}$ for which $H(v^*) \in \mathbf{Z}$ and $H(w) - H(v)$ equals either $1 - \overline{F}(\vec{e})$ or $-\overline{F}(\vec{e})$ for all directed edges $\vec{e} = (e, v, w) \in \vec{E}$. Note that v^* no longer plays a truly special role; the structure of this lattice is independent of our choice of v^* . For instance, in the case where G is a path with two edges, the infinite lattice is as shown in Figure 7(a); its join-irreducibles are ordered in the fashion shown in Figure 7(b). The lattice admits a translational symmetry, which corresponds to adding 1 to every height. When we pass from \mathcal{R} to some \mathcal{R}_v , we are in a sense modding out by this translation symmetry. Here is the relevant general fact:

Proposition 1.14: Let \hat{L} be an infinite distributive lattice with a free action of \mathbf{Z} , such that there are finitely many orbits under the action, each of which is a doubly-infinite chain. Let \hat{P} be the poset of join-irreducibles of \hat{L} , which carries an induced action of \mathbf{Z} under which there are finitely many orbits, each of which is a doubly-infinite chain. Define an **interval** of the lattice as a set of the form $[a, b] = \{x : a \preceq x \preceq b\}$. If I is any finite interval in \hat{L} whose translates partition \hat{L} , then I is a finite distributive lattice and there is a bijection between I and the set of orbits of L under \mathbf{Z} .

Proof: Easy. \square

Call such an interval I a **finite quotient** of the infinite lattice \hat{L} . Then, returning to our original context (c -orientations of graphs), we see that the different P_v 's associated with different vertices v all arise as the poset of join-irreducibles of different finite quotients

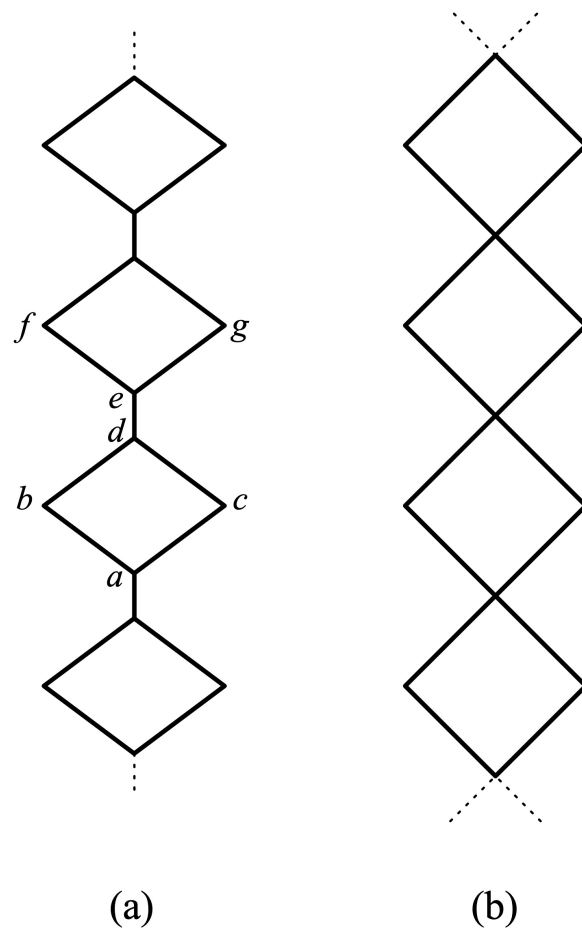


Figure 7: An infinite lattice and its join-irreducibles.

of $\hat{\mathcal{R}}$. For instance, in Figure 7(a), the intervals $\{a, b, c, d\}$, $\{b, d, e, g\}$, and $\{c, d, e, f\}$ are all quotients of the lattice \hat{L} . The first is isomorphic to the lattice of order-ideals of a two-element anti-chain; the second and third are isomorphic to the lattice of order-ideals of a three-element chain.

It would be interesting to know when two abstract posets P_1, P_2 can arise from two finite quotients of the same \hat{L} . For instance, if P is the product of a two-element chain with itself, can the construction of Proposition 1.14 be used to give a bijection between $J(P)$ and $J(P')$, where P' is some poset not isomorphic to P ?

As promised earlier, I will now apply the theory of height-functions to the question of bounding the number of pushing-down operations required to get from one c -orientation to another.

Proposition 1.15: It is possible to get from any c -orientation of a graph G to any other in at most $N(N-1)/2$ push-down operations, where $N = |V|$.

Proof: Let R, S be two c -orientations of G . Take a vertex v^* at random, and calculate the height-functions H_R and H_S in the ordering \mathcal{R}_{v^*} . Let v' be the vertex v of G for which $H_R(v) - H_S(v)$ is as small (or as negative) as possible. If we now switch over to using v' as our special vertex rather than v^* , we are effectively sliding the two height-functions in the vertical direction until they touch (at v') but do not cross. In the partial ordering $\mathcal{R}_{v'}$, we have $R \succeq S$. Hence, by repeated application of Proposition 1.9, one sees that it is possible to convert R into S in $\sum_v |H_R(v) - H_S(v)|$ steps, each of which brings $H(v)$ closer to $H_S(v)$ for one vertex v while leaving the rest of the height-function alone. Therefore the number of moves required is at most $\sum |H_{R_1}(v) - H_{R_0}(v)| = \sum D(v)$, where $D(v) = \max_H H(v) - \min_H H(v)$ as before. Let $k = \max_v D(v)$. Note that for v and w adjacent, $D(v)$ and $D(w)$ differ by at most 1, and that $D(v') = 0$. Hence there must exist $v_i \in V$ with $D(v_i) = i$ for $i = 1, 2, \dots, k$. $D(v) \leq k$ for all $v \notin \{v', v_1, v_2, \dots, v_k\}$, so $\sum D(v) \leq 1 + 2 + \dots + (k-1) + k + k + \dots + k = k(k-1)/2 + k(N-k) = k(2N-1-k)/2 \leq N(N-1)/2$. \square

In the other direction, we can show that the bound $N(N-1)/2$ is best-possible:

Proposition 1.16: For every N , there exists a graph G on N vertices and orientations R and S with the same circulation around all directed cycles, such that S cannot be obtained from R in fewer than $N(N-1)/2$ push-down operations.

Proof: Take G as in Example 1.2. Let R and S be the orientations of G in which all edges are directed leftward (away from v^*) or rightward (towards v^*), respectively. A pushing-down operation can be understood as the operation of sliding a left-pointing edge toward the left until it “slides off the edge”, or introducing a new left-pointing edge at v^* . In order to convert R into S , all the left-pointing edges must be slid off of G , so $1 + 2 + \dots + (N-1) = N(N-1)/2$ operations are needed. \square

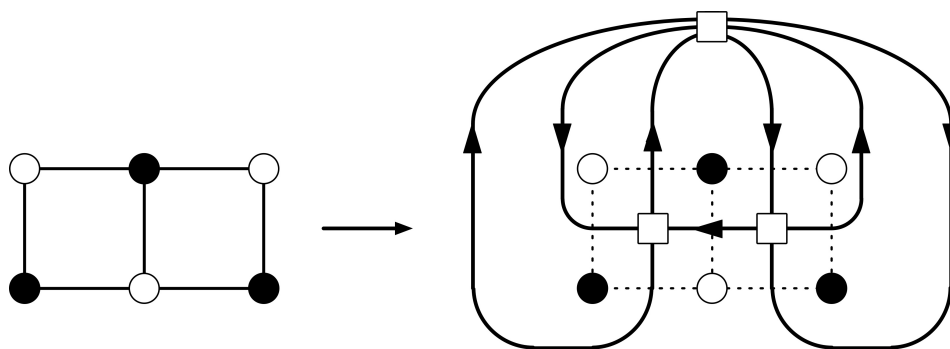


Figure 8: The standard orientation of the dual.

3 Matchings of Bipartite Graphs

Suppose G is a connected bipartite plane graph with vertex-set V and d is a function from V to the non-negative integers such that G has at least one d -factor. Assume that every edge of G belongs to some d -factors but not to others. Fix an alternating coloring of the vertices of G (black and white). I will use duality for plane graphs to apply the results of the preceding section and get a family of partial orderings on the d -factors of G .

For the reader's convenience, I restate Theorem 2.

Theorem 2: Let \mathcal{M} be the (non-empty) set of d -factors of a finite graph G in S^2 . If we say that one d -factor M covers another d -factor N exactly when N is obtained from M by twisting down at a face other than f^* , then the covering relation makes \mathcal{M} into a distributive lattice.

Proof: Let G^\perp be the dual of G with vertex $f^{*\perp}$ associated with face f^* . The 2-coloring of the vertices of G gives rise to a 2-coloring of the faces of G^\perp . Define the **standard orientation** of G^\perp as the one in which all edges are directed so as to encircle white faces of G^\perp in the counterclockwise direction and black faces of G^\perp in the clockwise direction. (See Figure 8.)

Given a d -factor M , we define an orientation R_M of G^\perp by giving an edge of G^\perp its non-standard orientation if the associated edge of G belongs to M and giving the edge its standard orientation otherwise. If C is an elementary cycle of G^\perp that circles a white vertex of G in the counterclockwise sense, then the circulation of R_M around C is $\deg v - d(v)$; if C is an elementary cycle of G^\perp that circles a black vertex of G in the counterclockwise sense, then the circulation of R_M around C is $-(\deg v - d(v))$; and if C is any other cycle of G^\perp , the circulation of R_M around C is derivable as a combination of circulations around black and white vertices of G . Thus every R_M has the same circulation, which we denote by c . In the other direction, it is easy to check that every c -orientation R of G^\perp singles out the $d(v)$ edges at each vertex v of G that have their non-standard orientation and thereby specifies a d -factor M of G . This gives a bijection between \mathcal{R} and \mathcal{M} . Moreover, positive/negative alternating cycles in M correspond to

maximal/minimal vertices in R , respectively, twisting down a face in M corresponds to pushing down a vertex in R , and excluding the cycle bounding f^* corresponds to excluding the vertex $f^{*\perp}$. Thus, Theorem 1, applied to G^\perp , yields Theorem 2, applied to G . \square

Note that under the bijection between \mathcal{M} and \mathcal{R} , one gets a height-function defined on the faces of G . Since this height-function must take on its maximum and minimum values somewhere, we see that every d -factor of G must have at least one positive alternating cycle and at least one negative alternating cycle.

We can describe the lattice structure of \mathcal{M} without reference to the dual graph. For each face $f \neq f^*$ of G , choose a sequence of faces $f^* = f_0, f_1, \dots, f_n = f$ such that every pair of consecutive faces f_{i-1}, f_i share an edge e_i and such that, as one moves from f_i to f_{i+1} , the black vertex of e_i is on the left. Define the height of the face f relative to a d -factor M as the number of e_i 's that belong to M . (As an alternative, one can use face-paths from f to f^* in which it is not required that the black vertex of a shared edge be on the left, but then the height of f must be defined as the number of even e_i 's in M minus the number of odd e_i 's in M , where an e_i is called even or odd according to whether the black vertex is on the left or right.) In any case, this height-function is the same as the one we introduced for orientations of G^\perp , modulo some renormalization at each face of G . In particular, the lattice structure on \mathcal{M} given by Theorem 2 is the one induced by the lattice structure on the set of these height-functions.

Example 2.1: Consider a hexagon that has all internal angles equal to 120 degrees, with sides having integer lengths a, b, c, a, b, c , respectively. We can imagine it as being divided into $2ab + 2ac + 2bc$ equilateral triangles of side 1, half of them pointing upward and half of them pointing downward. Define a **lozenge** as a rhombus of side 1 having angles of 60 and 120 degrees. A tiling of the hexagon by lozenges corresponds to a pairing between the upward-pointing and downward-pointing triangles in which paired triangles must have an edge in common. That is to say, a tiling corresponds to a matching of a certain planar bipartite graph G with $2ab + 2ac + 2bc$ vertices. (See Figure 9.) Note that an alternating cycle of G corresponds to a unit hexagon in the tiling composed of three lozenges, and that twisting such a cycle corresponds to rotating the hexagon by 180 degrees.

If we color vertices black or white according to whether the associated triangle points upward or downward and we let f^* be the external face of G , then we obtain a partial ordering on the set of matchings of G , which corresponds to a partial ordering on the set of tilings of the hexagon. (Figure 10 shows the case in the case $a = 1, b = 2, c = 2$.)

This is a thinly disguised version of the three-dimensional Young lattice $L(a, b, c)$. To see the connection, imagine a collection of unit cubes nestling in the first octant of space, so that in each of the three “nestling directions” $x \rightarrow -\infty, y \rightarrow -\infty$, and $z \rightarrow -\infty$, a cube must be supported by either a wall (one of the three coordinate planes) or by another cube. Viewing this collection from a point (N, N, N) with N suitably large, the visible faces of the cubes, together with the squares on the walls, form a tiling of the plane by lozenges (ignoring the scale-factor of $\sqrt{2/3}$). If we restrict to collections of cubes that fit inside an a -by- b -by- c box, then we may restrict the tiling of the plane

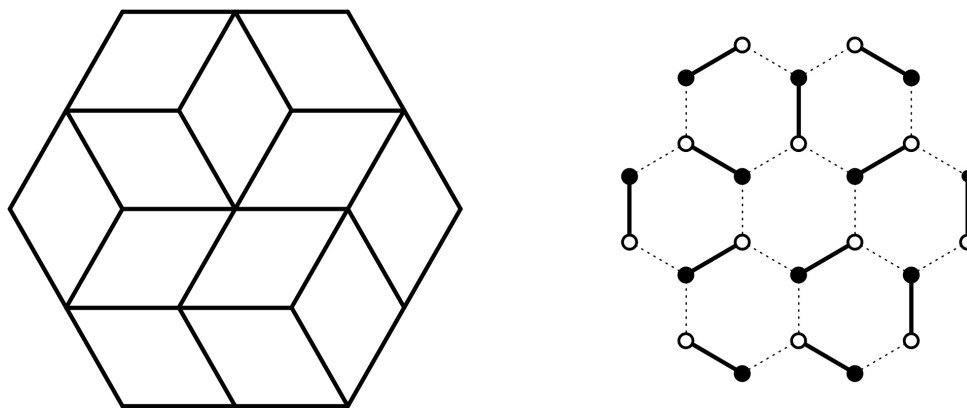


Figure 9: Lozenge tilings and matchings.

to a tiling of the hexagon with sides a, b, c, a, b, c without losing any information. The operation of twisting down an alternating cycle corresponds to pushing down a piece of visible surface, or equivalently, to removing a cube from the collection. These collections of cubes correspond to plane partitions in an a -by- b rectangle in which all parts are of size c or less, or equivalently, order-ideals in the poset defined as the product of chains of cardinalities a , b , and c .

The ordering discussed in Example 2.1 was first described by Thurston [56]. The trick of turning three-dimensional Young diagrams into matchings of a graph was put to excellent use by Kuperberg [30], who used it in order to enumerate a hitherto intractible symmetry class of plane partitions.

Example 2.2: Consider a plane region composed of unit squares that can be tiled by **dominoes** (1-by-2 and 2-by-1 rectangles). A basic move that turns one domino tiling into another is the operation that takes a single 2-by-2 block formed by two dominoes and rotates it by 90 degrees. Theorem 2 implies that if the plane region under consideration is simply connected, then it is possible to get from any domino tiling of the region to any other by means of such moves. In the case where the region being tiled is a special sort of shape called an Aztec diamond, the partial ordering on the set of tilings has an especially nice structure; [11] gives details.

A concrete way of describing the height-function for domino tilings as a function from the vertex-set to the reals is to impose a checkerboard coloring on the squares and to imagine an ant walking from vertex to vertex along edges belonging to tile-boundaries; the height increases by $1/4$ when the ant has a black square on its left and decreases by $1/4$ when it has a white square on its left. (This convention is related to that of [11] by a scale-factor of $1/4$ and is related to the convention of [56] by a scale-factor of $-1/4$.) This picture for domino tilings, like the analogous picture for lozenge tilings, seems to have first been developed by Thurston. Thurston's paper and the paper by Conway and Lagarias that inspired it [10] deal only with the case in which the graph G underlying a set of tilings is very regular – more precisely, the case in which it is the intersection of the (planar) Cayley graph of a group with a simply connected region in the plane. A good

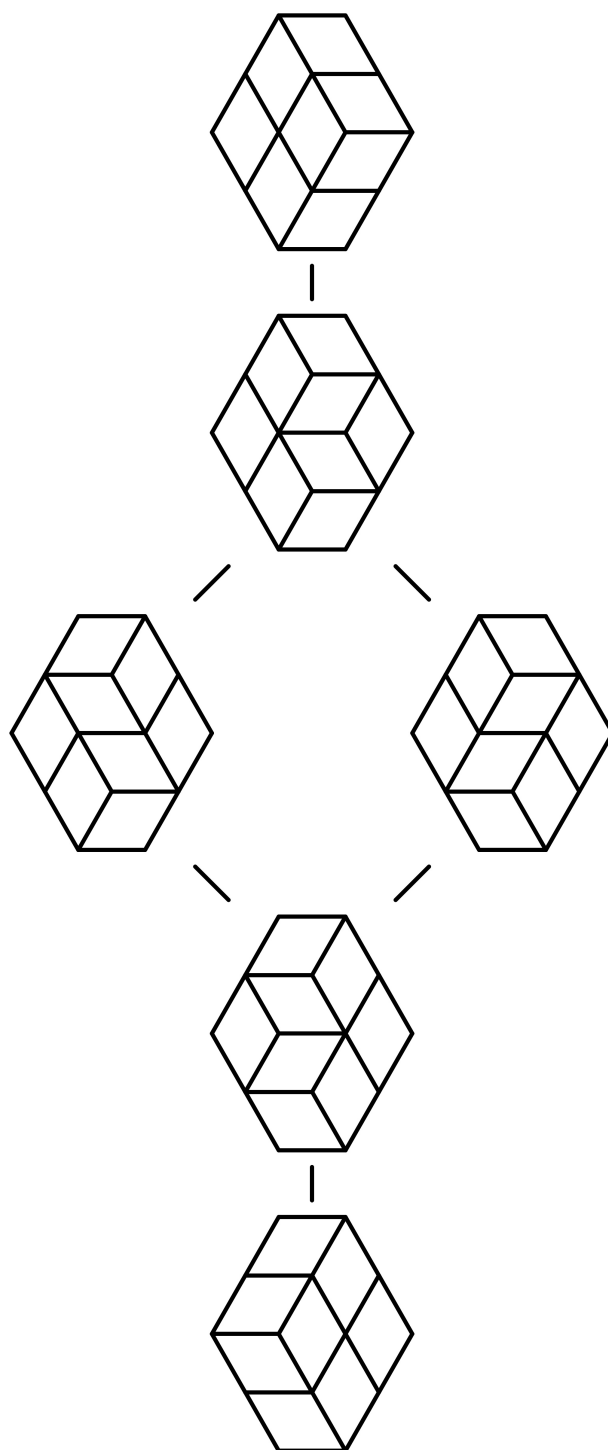


Figure 10: Partial ordering of lozenge tilings.

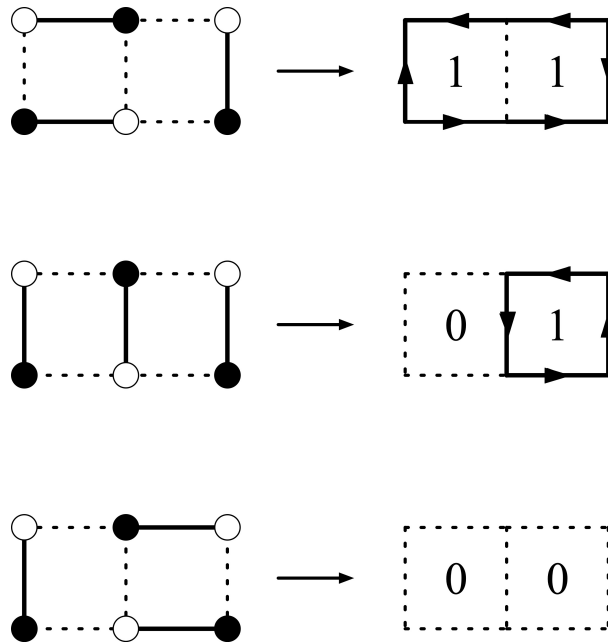


Figure 11: Contour lines for matchings.

deal of the motivation for the theorems in this paper was the belief that a more general formulation was possible and appropriate.

In the case of 1-factors of a graph G , a very handy way of working with the lattice \mathcal{M} is to superimpose each matching M with the fixed matching M_0 , orienting the edges of M from black to white and the edges of M_0 from white to black. In this way, one obtains a spanning set of cycles, where cycles of length 2 correspond to edges that are common to M and M_0 . Let us omit the cycles of length 2. One can then read this picture as a relief-map in which the altitude changes by $+1$ or -1 as one crosses over a contour line according to whether the contour-line is directed toward the right or toward the left. See Figure 11, in which v^* is the center vertex on the top row and M_0 is the matching on the bottom of the figure.

So far, we have been operating under the assumption that every edge of G belongs to some d -factors of G and not to others. We now indicate why this assumption is necessary.

Example 2.3: Consider the graph G shown in Figure 12, devised by William Jockusch. This graph has twenty edges, but only twelve of them can participate in a matching of G ; the other eight have been shown as dashed edges. The dark edges form three squares, and every matching of G is obtained by taking a matching of each square separately. Thus, there are four matchings of G in which the square of intermediate size is matched one way and four matchings in which it is matched the other way. It is easily seen that the first four matchings are inaccessible from the other four by means of face twists. If we represent matchings of G by c -orientations of the dual graph G^\perp , we see that the dashed edges correspond to two forced 4-cycles in G^\perp , separating the square of intermediate size

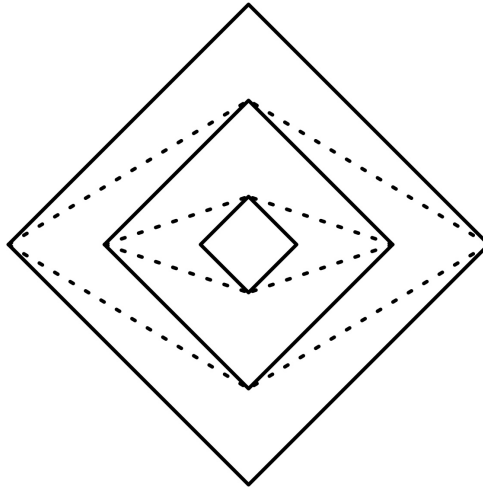


Figure 12: Jockusch's example.

from both the larger and the smaller squares. Theorem 1 is applicable, but we must push down an entire cycle, not just one vertex of a cycle. Such a move corresponds to performing twist moves on two squares simultaneously. Equivalently, we could remove the dashed lines, obtaining a graph on the sphere with two simply-connected (4-sided) faces and two non-simply-connected (8-sided) faces; if we extend the notion of face-twists to handle non-simply-connected faces in the natural way, we obtain the same partial ordering on the set of matchings.

Now suppose G is a connected bipartite graph on the torus. Assume that every face of G is a subset of a contractible patch of the torus. Since the surface is orientable, we may define twisting up and twisting down as before. It is no longer the case that all d -factors of G are obtainable from one another by twisting moves. To see why, recall that in the proof of Theorem 2, we showed that the orientation R derived from a d -factor M has fixed circulation around each elementary cycle C . From this we concluded that the circulation around *every* cycle C was determined. However, that conclusion follows only if every cycle bounds. This holds in the plane or on the sphere, but not on the torus. To specify the circulation around every cycle on the torus, we must specify two additional parameters, corresponding to the circulation around non-bounding cycles that generate the homology of the torus. We say that these two additional parameters s and t constitute the **cohomology** of the d -factor, and we represent it in the plane by the point (s, t) . (This representation has some geometrical dependence on one's choice of two grid-paths that generate the homology of the torus, but the properties of cohomology that we will illuminate via the two-dimensional picture are easily shown to be independent of these choices.) See [52] for related earlier work on the cohomology of domino tilings.

Example 2.4: Let G^\perp be a 4-by-4 grid on a torus (shown as a grid on a 4-by-4 square whose opposite edges are to be identified in pairs). If we examine the domino tiling shown in the left panel of Figure 13, and try to use the “ant-walk” scheme discussed in

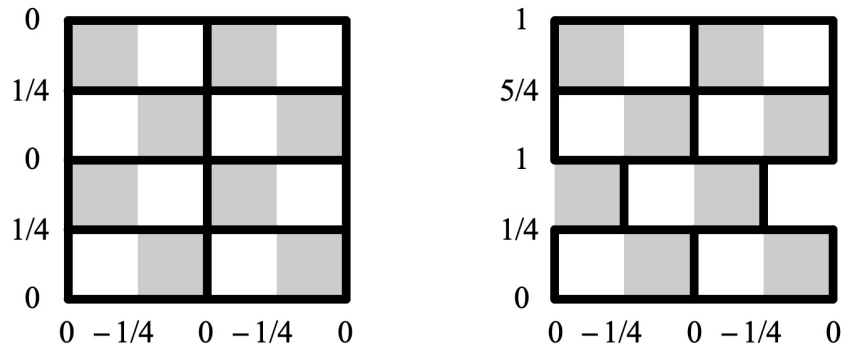


Figure 13: Two non-cohomologous domino tilings.

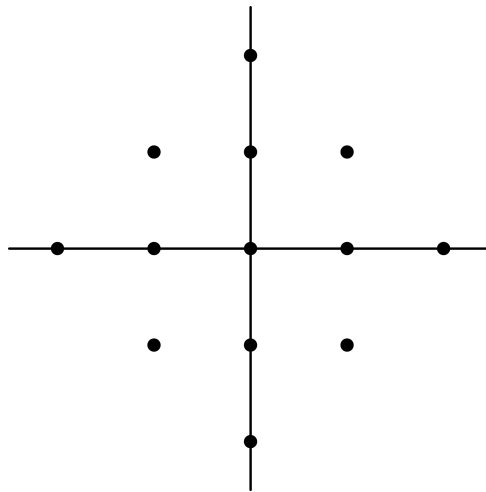


Figure 14: Phase diagram for domino tilings of the 4-by-4 torus.

the paragraph following Example 2.2, we get a globally-consistent height-function. (The values along two of the four edges are shown.) However, if we try to apply the ant-walk scheme to the tiling shown in the right panel of Figure 13, we find that results we get are globally inconsistent; as we travel all the way around the torus from bottom to top, the “height” changes by 1. These two tilings have cohomology $(0, 0)$ and $(0, 1)$, respectively. Figure 14 shows the thirteen different cohomologies that can arise from a domino tiling of the 4-by-4 torus.

Proposition 2.1: If two d -factors of a torus graph G have different cohomologies, then neither one can be obtained from the other by *any* form of local operation that affects only the edges lying in some contractible patch on the torus.

Proof: Consider two d -factors M and N obtained from one another by such a local operation. Since the patch is contractible, we can find paths that generate the homology

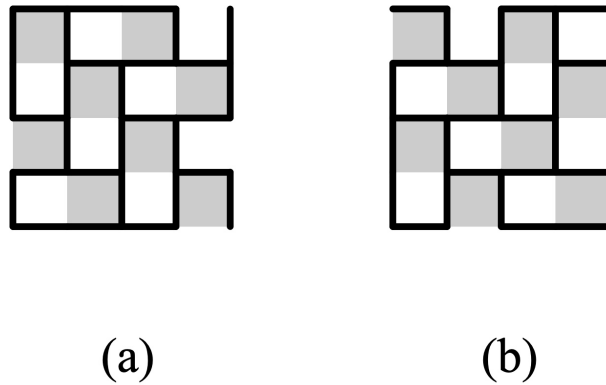


Figure 15: Extremal cohomology.

of the torus but that avoid the patch. Since M and N agree outside of the patch, and since the behavior of the edges outside of the patch suffices to determine cohomology, we see that M and N must have the same cohomology. \square

The inverse of Proposition 2.1 is almost true; that is, when two d -factors have the same cohomology, it is usually possible to get from one to the other, not just using local operations of some unspecified type but more specifically using face twists. However, there are some exceptions. For example, Figure 15 shows two domino tilings of the 4-by-4 torus that have the same cohomology but are not obtainable from one another via face twists or any other sort of local move.

Define the **phase diagram** of a bipartite torus graph G (relative to some degree-specification d) as the set of ordered pairs arising as cohomologies of d -factors of G , or as the representation of this set in the plane. (In the example just considered, where G and its dual G^\perp are both isomorphic to the 4-by-4 torus graph, the phase diagram is given by Figure 14.) We call a cohomology class of d -factors **extremal** if it is on the boundary of the convex hull of the achievable cohomologies in the phase diagram. The tilings shown in Figure 15 have the same, extremal cohomology.

Proposition 2.2: Let M be a d -factor of the graph G . If there exists a non-contractible forward cycle in the associated orientation R_M of G^\perp , then M has extremal cohomology.

Proof: If R_M has a non-contractible forward cycle C of length m , then R_M has circulation m around C , and no orientation of G^\perp can have circulation $> m$ around C as its length is only m . Since the circulation around C is an affine function of the cohomology, we see that the cohomology of R_M lies on a support line for the set of achievable cohomologies, and hence is extremal. \square

Proposition 2.3: Any d -factor M of the graph G having non-extremal cohomology can be obtained via face twists from any other d -factor having the same cohomology.

Proof: Assume M has non-extremal cohomology. Theorem 1 implies that any two c -orientations of G^\perp can be obtained from one another by pushing down accessibility classes, where c is the circulation of R_M . But Proposition 2.2 tells us that c is acyclic, so that accessibility classes are just vertices. Since pushing down a vertex corresponds to twisting down a face, we are done. \square

This theory can be extended to graphs on orientable surfaces of higher genus g , by way of $2g$ -dimensional phase diagrams, whose dimensions correspond to the $2g$ homology classes.

4 Spanning Trees

For the reader's convenience, I restate Theorem 3.

Theorem 3: Let \mathcal{T} be the set of spanning trees of a finite connected graph G in S^2 , with f^* a face of G and v^* a vertex of G incident with f^* . If we say that one tree $T \in \mathcal{T}$ covers another tree $T' \in \mathcal{T}$ exactly when T' is obtained from T by swinging down, then the covering relation makes \mathcal{T} into a distributive lattice.

Before proving Theorem 3, let us reformulate it so that the elements of our poset are not spanning trees of G but certain pairs consisting of a spanning arborescence of G and a spanning arborescence of its dual graph. Given a spanning tree T of G , there is a unique way to orient each edge so that it points through the tree towards the vertex v^* . This oriented graph \vec{A} is a **spanning arborescence** rooted at v^* ; that is, for every vertex v there is a unique forward path from v to v^* in \vec{A} . In the other direction, we see that if \vec{A} is a spanning arborescence rooted at v^* , the undirected edges associated with the directed edges of \vec{A} constitute a spanning tree T . Thus the spanning trees of G are in 1-1 correspondence with the spanning arborescences of G rooted at v^* .

Let G^\perp be the dual of G , so that each edge e of G is associated with an edge e^\perp of G^\perp . Given a spanning tree T of G , the set of dual edges $\{e^\perp : e \notin T\}$ is a spanning tree of G^\perp , called the **dual** of T . We let T^\perp denote the dual tree, and \vec{A}^\perp denote the unique orientation of T^\perp that makes it a spanning arborescence rooted at $f^{*\perp}$ (the vertex of G^\perp dual to the face f^* of G). Thus the map $T \mapsto (\vec{A}, \vec{A}^\perp)$ gives a bijection between spanning trees of G and ordered pairs consisting of a spanning arborescence \vec{A} of G rooted at v^* and a spanning arborescence \vec{A}^\perp of G^\perp rooted at $f^{*\perp}$ such that the spanning trees underlying \vec{A} and \vec{A}^\perp are dual to one another.

Using the pair (\vec{A}, \vec{A}^\perp) , we may reformulate our original definition of swinging down. Suppose that v is a vertex of G and e, e' are edges of G such that e' is the clockwise successor of e at v . Let \vec{e} and \vec{e}' be the respective orientations of e and e' away from v , and let \vec{e}^\perp and \vec{e}'^\perp be the respective dual edges, oriented so as to point away from f^\perp ,

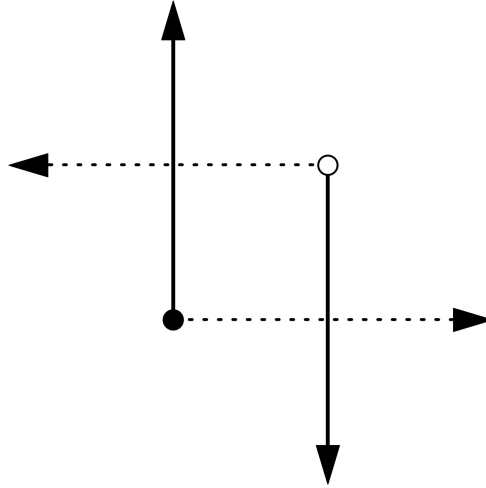


Figure 16: Pivoting dual arborescences.

where f is the face of G that contains angle eve' . (See Figure 16.) Let T be a spanning tree of G , with (\vec{A}, \vec{A}^\perp) the associated pair of arborescences.

Proposition 3.1: Under the foregoing assumptions, the angle eve' is positively pivotal if and only if the following conditions are satisfied:

- (1') $\vec{e} \in \vec{A}$ and $\vec{e}' \notin \vec{A}$;
- (2') the symmetric difference $\vec{A}' = \vec{A} \triangle \{\vec{e}, \vec{e}'\}$ is a spanning arborescence of G rooted at v^* ; and
- (3') the symmetric difference $(\vec{A}^\perp)' = \vec{A}^\perp \triangle \{\vec{e}^\perp, \vec{e}'^\perp\}$ is the spanning arborescence of G^\perp rooted at $f^{*\perp}$ that is dual to \vec{A}' .

Proof: Referring back to the definition of “positively pivotal” given in Section 1, we see that (1) is encoded by (1'); (2) is encoded by (2'); (3) and (4) are encoded by our definition of \vec{A} and \vec{A}' as spanning arborescences with specified roots; and (5) is encoded by (3'). \square

Proposition 3.2: Under the same assumptions as prevailed in Proposition 3.1, the angle eve' is positively pivotal if and only if $\vec{e} \in \vec{A}$, $\vec{e}' \notin \vec{A}$, $\vec{e}^\perp \in \vec{A}^\perp$, $\vec{e}'^\perp \notin \vec{A}^\perp$.

Proof: Easy. \square

Using this picture of swinging down we can now prove that swinging down at a single vertex cannot be repeated indefinitely.

Proposition 3.3: If T is a spanning tree of G , it is impossible to swing down an edge n times in succession around a vertex v , where $n = \deg v$.

Proof: Let C^\perp be the simple cycle in G^\perp that encircles the vertex v . The spanning arborescence \vec{A}^\perp of G^\perp associated with T contains $n - 1$ directed edges of C^\perp . Each time we swing down, we replace a clockwise edge of C^\perp by a counterclockwise edge, so we can do it at most $n - 1$ times. \square

(Of course, it may become possible to swing down many more times around the vertex v if we intersperse these swinging-down moves with swinging-down moves at other vertices.)

Proof of Theorem 3: The main idea is a generalization of a trick due to Temperley [54] and discussed by Lovász [35] (problem 4.30, pages 34, 104, 243–244); subsequently, Burton and Pemantle [8] generalized Temperley’s idea and applied it to infinite planar graphs. Let $\mathcal{H}(G)$ be the Hasse diagram of the face-poset of G , viewed as a graph. Concretely, $\mathcal{H}(G)$ is a graph with a node \bar{v} corresponding to each vertex v of G , a node \bar{e} corresponding to each edge e of G , and a node \bar{f} corresponding to each face f of G , with an edge joining two nodes in $\mathcal{H}(G)$ if the corresponding elements in G are either an edge and one of its endpoints or an edge and one of the faces it bounds. For instance, if G is the graph shown in Figure 17(a), $\mathcal{H}(G)$ is the graph shown in Figure 17(b). We can view $\mathcal{H}(G)$ as the result of jointly embedding G and G^\perp on S^2 . Let $H = H(v^*, f^*)$ be the graph obtained from $\mathcal{H}(G)$ by deleting the nodes \bar{v}^* and \bar{f}^* (along with all incident edges in $\mathcal{H}(G)$). Euler’s formula $|V| - |E| + |F| = 2$ implies that $|V| + |F| - 2 = |E|$, so that H is a balanced bipartite graph. I will give a bijection between the spanning trees of G and the matchings of the bipartite planar graph H .

Every spanning tree T of G (together with the associated pair (\vec{A}, \vec{A}^\perp)) determines a matching M of H as in Figure 18. Specifically, for each vertex v of G , pair \bar{v} with the unique \bar{e} such that v is incident with e and e is pointing away from v in \vec{A} , and pair \bar{f} with the unique \bar{e} such that e is incident with f and e^\perp is pointing away from f in \vec{A}^\perp .

To verify that this gives a matching M of H , it suffices to show that no edge-node \bar{e} is paired twice. But this could only happen if we had $e \in T$ and $e^\perp \in T^\perp$, contradicting the definition of T^\perp . From the matching M we can easily recover T as \tilde{T}_M , defined as the set of edges e such that \bar{e} is paired with a vertex-node in H under the matching M . Hence the mapping that turns T into M is injective.

To show that the mapping is surjective as well, let M be a matching of H , with \tilde{T}_M as above. We must show that \tilde{T} is a spanning tree. Since \tilde{T} spans G and has $|V| - 1$ edges, it suffices to prove that \tilde{T} is acyclic.

Suppose \tilde{T} contains a cycle C , say of length n . C divides the sphere into two (open) parts, or hemispheres, one of which contains both v^* and f^* and the other of which contains neither. I claim that each hemisphere contains an odd number of nodes of $\mathcal{H}(G)$ and hence an odd number of nodes of H as well. For, suppose we modify G by replacing either of the two hemispheres by a single face. By Euler’s formula, the quantity $|V| + |E| + |F|$ (the number of “elements” of G) in the resulting graph must be even. Since there are an even number of elements of G on the cycle C (n vertices and n edges) and an odd number in the modified hemisphere (1 face), the unmodified hemisphere must

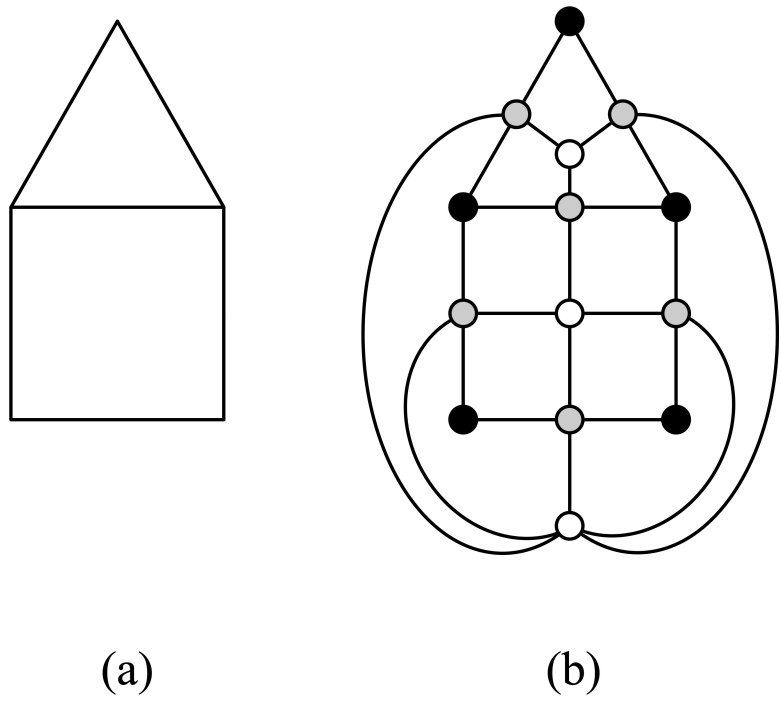


Figure 17: The Hasse diagram graph.

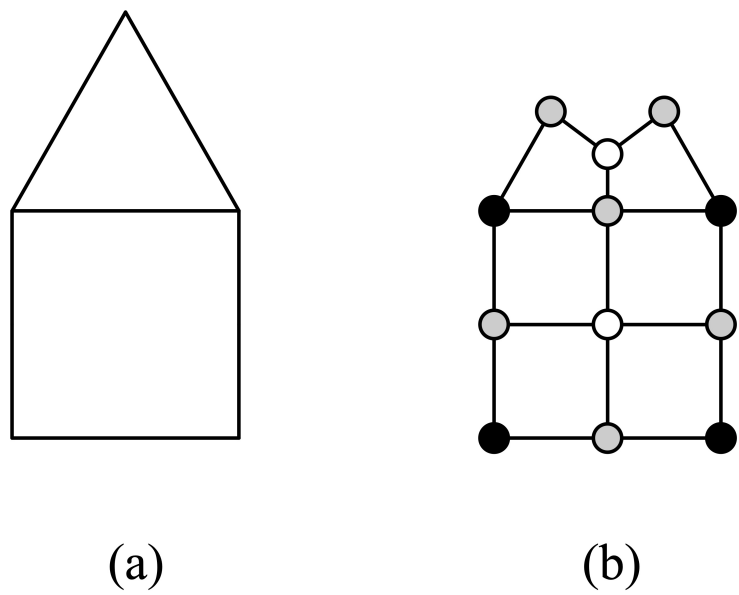


Figure 18: From spanning trees to matchings.

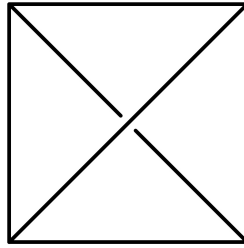


Figure 19: An outer-Hamiltonian graph. The two diagonal edges do not intersect.

have an odd number of elements of G as well.

Since the edges of C disconnect H into parts lying in the two hemispheres, M must match each hemisphere within itself. But this is impossible, since each hemisphere has been shown to contain an odd number of nodes of H . Hence no such cycle C can exist.

This completes the validation of the bijection between spanning trees of G and matchings of H . Since H is a connected bipartite planar graph, we can apply Theorem 2. It is easily checked that modifying a spanning tree T of G by swinging down a directed edge at v through angle eve' corresponds to modifying the associated matching M by performing a twist on the face of H with nodes \bar{v} , \bar{e} , \bar{f} , and \bar{e}' , where f is the face belonging to angle eve' . \square

Note that Theorem 3 gives us as many as $2|E|$ distinct orderings of the set of spanning trees of G (since that is the number of ways in which we can choose a vertex v^* and an adjacent face f^*).

It is possible to bypass the invocation of Theorem 2 and give a direct description of a height-function for spanning trees of a graph G . Such a height-function is a mapping from the angles of G to the real numbers, where an angle of G is specified by a vertex and an adjacent face. Every time we swing down an edge of spanning tree through a particular angle, we decrease the height associated with that angle by 1.

One especially nice class of graphs G to which Theorem 3 applies is the class of Hamiltonian graphs supplied with an outer-Hamiltonian plane embedding, suggested by Curtis Greene [21]. Let G be a graph drawn in the plane, with crossings permitted. (More precisely: two edges of G that have no endpoints in common are permitted to cross at a single point that is distinct from all the vertices of G and lies on no other edge of G , but two edges of G that share an endpoint cannot have extra crossings.) We say G (with its specified plane embedding) is **outer-Hamiltonian** if G contains a Hamiltonian cycle with a single outer face (see Figure 19). If moreover G has no crossings, we call G **planar outer-Hamiltonian**. Whether or not G is planar, we will typically draw the graph by putting the vertices at the corner of a $|V|$ -gon, and we will let f^* be its unbounded face.

The planar outer-Hamiltonian case has many nice features. The first is that condition (5) in the definition of a swinging-down move follows from the first four: for, the simple cycle in question will be a convex polygon that contains the face f but not the face f^* . A second feature is that we can say exactly what the minimum and maximum elements

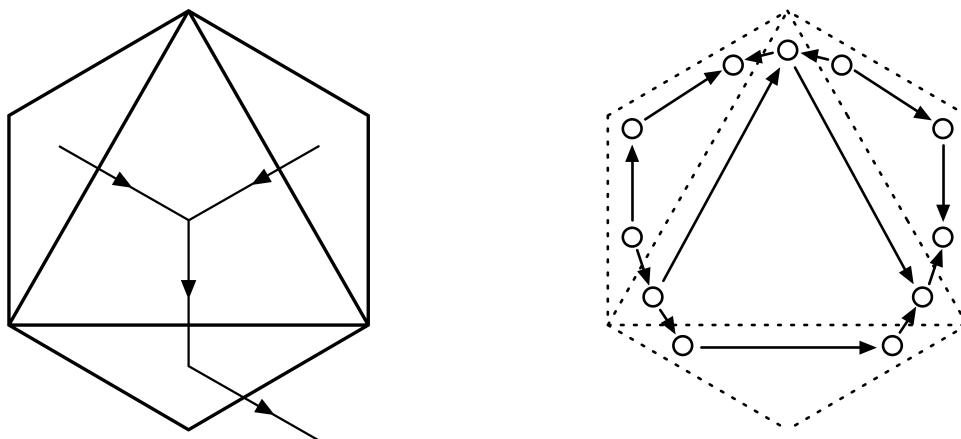


Figure 20: The join-irreducibles for a planar outer-Hamiltonian graph.

of the lattice are: if we number the edges of the Hamiltonian cycle as e_1, e_2, \dots, e_n in clockwise order, where e_1 and e_n have v^* in common, then the minimum element is the tree (a path, actually) consisting of all the edges in the cycle except e_n and the maximum element is the tree consisting of all the edges in the cycle except e_1 . A third feature is that for every vertex v , the face f^* blocks one from swinging down an edge all the way around v , even if (unlike the situation of Proposition 3.3) one intersperses swinging-down moves at v with swinging-moves elsewhere. That is, a given angle of a face of G can be used for swinging-down only once.

These properties give us a concrete interpretation of the join-irreducibles of the lattice \mathcal{T} as angles of G , as shown in Figure 20. In the right panel of Figure 20, the empty circles represent the angles of G at vertices other than v^* , and constitute a set P ; the arrows between the empty circles give a covering relation that makes P a poset isomorphic to the poset of join-irreducibles of \mathcal{T} . The prescription for drawing the arrows is as follows: First draw the dual of G , with the special vertex $f^{*\perp}$ corresponding to the unbounded region f^* . Erase all edge of this dual graph that contain the vertex $f^{*\perp}$ except for the edge dual to the edge of G that joins v^* with its counterclockwise neighbor. This modified dual is a tree; make it into an arborescence \vec{A} rooted at $f^{*\perp}$, as in the left panel of Figure 20. Now, at each vertex v of G other than v^* , connect the circles (representing angles of G) by clockwise arrows, except that there must be no arrow going through the unbounded region f^* . Lastly, at the boundary of each face f of G other than f^* , connect the circles by clockwise arrows, except that there must be no arrow on the edge of f that is dual to the directed edge of \vec{A} that points away from f^\perp .

Notice that the idea of swinging down an edge is perfectly well-defined even when the outer-Hamiltonian graph G has crossings, since one still has a cyclic orientation for the edges that emanate from a vertex. For instance, let G be the complete graph K_n , drawn in the plane with crossings (Figure 19 shows the case $n = 4$), let v^* be some vertex of G , and let f^* be the external n -sided face. Then one can define a partial ordering \mathcal{T} on the set of spanning trees of G , along the lines of the statement of Theorem 3. In 1990, Michelle

Thompson proved [55] that the rank generating function of \mathcal{T} is $(1 + q + q^2 + \dots + q^{n-1})^{n-2}$, which is a strengthening of Cayley’s formula n^{n-2} for the number of spanning trees of a complete graph [35].

5 Earlier and later related work

The four preceding sections (with minor stylistic differences) appeared in a preprint in 1993 that was never submitted for publication. In the past three decades a great deal of work has been done in this area, much of which builds on that preprint. In this section I attempt a brief, mostly chronological, and necessarily incomplete survey of that work. First, however, I will acknowledge work that I was unaware of back in 1993 but which anticipated the height-function construction in various ways.

Note: I will make no attempt to distinguish between the date a result was proved, the date a paper proving the result was released, and the date the paper was published, so even when I associate a result with a particular year, the year should be taken only as a rough approximation. In no way should my attempt at an overview be construed as any assertion that one researcher or group of researchers proved a result before another, except where I explicitly mention influence.

In 1977, Henk van Beijeren [4] gave a height-function representation for the square ice model. Under a natural bijection between square-ice states and alternating-sign matrices (see for instance [47]), van Beijeren’s representation is equivalent to the height-function for alternating-sign matrices presented earlier in the current paper. In physicist terms, van Beijeren gave a “solid-on-solid” (SOS) interpretation of the two-dimensional model; finding such interpretations was an important tactic of researchers in statistical mechanics (see for instance [3]).

In 1982, Henke Blöte and Henke Hilhorst [7] came up with an SOS interpretation for dimers in a hexagonal lattice, equivalent to the one presented in this article. This interpretation was reinvented in 1984 by Veit Elser [12], who used the connection between hexagonal-lattice dimer-configurations and plane partitions to draw conclusions about how bulk entropy can be sensitive to the shape of the boundary of a region. This boundary-dependence phenomenon was noticed independently a decade later by Horst Sachs and Holger Zernitz [51], and an analogous observation for the square grid had been made by Gensburg, Carlsen, and Zapp [22] as early as 1980; however, those two papers did not discuss SOS interpretations or anything resembling height-functions.

In 1983, Louis Kauffman [24] devised a partial ordering related to knot diagrams and showed in his Clock Theorem (Theorem 2.5) that the partial order gave rise to a lattice. In 1986 Patrick Gilmer and Richard Litherland [19] showed that Kauffman’s lattice is in fact a distributive lattice. As Moshe Cohen and Mina Teicher [9] would later make explicit, Kauffman’s lattice is a special case of the distributive lattice on perfect matchings of a graph; Figure 3 of their article shows how Kauffman’s clock move relates to the twist move for matchings.

In 1986, Oliver Pretzel wrote the two articles [44, 45] discussed earlier. It is worth stressing that his results do not require that the graph under consideration be planar. His

construction depends on a choice of a sink, accounting for the fact that my construction, in a dual setting, depends on a choice of a face.

In 1990, the articles of John Conway and Jeffrey Lagarias [10] and William Thurston [56] were published; the latter gave detailed descriptions of height-functions for both domino tilings and rhombus tilings. In the meantime, Leonid Levitov [33] came up with a height-function for the dimer model on a square grid that is equivalent to Thurston’s height-function for domino tilings (by way of the natural duality between dimers and dominoes).

The work of Conway, Lagarias, and Thurston [10, 56] inspired me to seek regions in the square grid whose boundary height-functions vis-a-vis domino tilings would resemble those of regular hexagons vis-a-vis lozenge tilings, and thus led me to come up with Aztec diamonds. As it turned out, these regions had already been studied in the aforementioned work of Grensing, Carlsen, and Zapp [22], who stated (in different words) that the number of domino tilings of the Aztec diamond of order n is $2^{n(n+1)/2}$, but the authors of [11], who presented four proofs of the formula, did not learn of the work of Grensing et al. until later. In any case, the niceness of the formulas counting domino tilings of Aztec diamonds and lozenge tilings of hexagons convinced me that a more general understanding of height-functions for dimer models for plane graphs was worth developing, and motivated the 1993 preprint.

Also in 1993, working quite independently of the aforementioned mathematicians, physicists, and chemists, the computer scientists Samir Khuller, Joseph Naor, and Philip Klein [25] described a distributive lattice structure on the set of integer circulations in a planar graph. Their potential functions correspond to my height functions.

In 1994, in yet another independent line of work, Patrice Ossona de Mendez [36], showed that the set of indegree-constrained orientations has a distributive lattice structure. Subsequent work by Enno Brehm [6] extended this result to 3-orientations.

In 1995, Nicolau Saldanha, Carlos Tomei, Mario Casarin Jr., and Domingos Romualdo [52], drawing directly from the work of Conway and Lagarias [10] and Thurston [56], came up with a generalization of height functions they called *height sections* that can be used when the region being tiled is not simply-connected; in such cases the local change in height (defined in the most natural manner) can have non-zero sum along a non-contractible cycle, making it impossible to define a single-valued height function.

One important application of putting a lattice structure on a large set of combinatorial objects is sampling. In its full generality, the problem of sampling uniformly at random from a large set is intractable; at the same time, approximately uniform random samples can often be generated via Markov chain methods. In 1995 Propp and Wilson [48] introduced the method of “coupling from the past” (CFTP), one specific form of which (monotone CFTP) could eliminate “burn-in time” as a source of discrepancy between the target distribution and the sampling distribution. The method was applied not just to ice and dimer models but also to the random cluster model of Fortuin and Kasteleyn and thence to the Ising model. For an exploration of the method in the setting of α -orientations of plane graphs, see [14]. Imposing (or discovering) a distributive lattice structure on a large set isn’t useful only for random sampling; it can also expedite other sorts of operations on the set [23].

In 2001, Joakim Linde, Cristopher Moore, and Mats Nordahl [34] defined height functions for higher-dimensional analogues of rhombus tilings and used coupling-from-the-past to explore the behavior of random tilings.

In 2002, Matthieu Latapy and Clémence Magnien [32] proved a kind of converse to my Theorem 1: just as the constrained orientations of a finite graph can always be modeled as elements of a finite distributive lattice, every finite distributive lattice can be modeled as the set of constrained orientations of a finite graph.

Also in 2002, Scott Sheffield [53] devised a multidimensional height function for ribbon tilings and used them to prove that all n -ribbon tilings of a simply connected polyomino can be obtained from each other by a sequence of mutations of the simplest kind (“2-flips” that replace two ribbon tiles by two other ribbon tiles), as had been conjectured by Igor Pak [42].

In 2003, Oliver Pretzel, in response to my preprint, published his own proof [46] of my Theorem 1. In that same year Peter Che Bor Lam and Heping Zhang published a paper [31] whose main content was Theorem 2, which they had discovered independently and proved in a different way. He also explored the way in which the lattice changes when the chosen sink varies.

In 2004, Eric Rémila [49] provided his own proof (along lines similar to mine) in the special case of domino tilings and made a more detailed study of the join-irreducibles of the lattice, relating them to the geometry of the region being tiled.

In 2004, Stefan Felsner [13], drawing upon and unifying earlier work, re-proved the result of de Mendez [36] on α -orientations of a graph G , mentioning that if G is planar then the lattice of α -orientations of G is isomorphic to the lattice of α^\perp -orientations of the dual graph as defined in my preprint. He then applied his main theorem to Eulerian orientations, spanning trees, and Schnyder woods of 3-connected plane graphs. This line of research was extended by Olivier Bernardi and Éric Fusy [5] in 2011; they showed that the set of Schnyder decompositions of a fixed d -angulation of girth d has a natural distributive lattice structure. The earlier-mentioned 2018 article of Gonçalves et al. is also relevant.

In 2007, Knauer [27] unified the work of Felsner and Propp and extended the framework to the context of oriented matroids, though if the oriented matroid is not regular there is not much that can be said. In that same year he published another article [28] that generalized the result of Latapy and Magnien [32].

In the following year, Knauer teamed up with Felsner to write two papers. In the first paper [15], the authors brought height functions into the broader realm of upper locally distributive lattices, and more importantly, they unified Knauer’s previous work with the earlier work of Khuller et al. [25] through their notion of Δ -bonds. In the second paper [16], the authors further extended their ideas to the context of polytopes. This work is explained in a more leisurely fashion in [29]. The polytope perspective gives a geometric way to understand the different finite quotients that can arise from an infinite distributive lattice by varying the choice of root vertex or root face; specifically, it corresponds to intersecting an unbounded polyhedron with different subspaces.

In 2014 Pedro Milet and Nicolau Saldanha [38, 39, 40] extended earlier work of Sal-

danha et al. [52] on domino tilings in two dimensions into three dimensions. Now there are two natural elementary moves (flips and trits) that might be used to convert one tiling into another, and two topological invariants (flux and twist) that are conserved by moves; flux comes from the first homology group and is analogous to the discrete divergence mentioned earlier whereas twist is a discrete analogue of the notion of helicity arising in fluid mechanics and topological hydrodynamics. (See also Milet’s thesis [37].)

The 2018 article of Daniel Gonçalves, Kolja Knauer, and Benjamin Lévêque [20] extended earlier work on Schnyder woods and at the same time extended to surfaces of higher genus. Their homological approach echoed the earlier work of Saldanha et al. [52] although Gonçalves et al. were apparently unaware of that paper. Their Theorem 4.7 follows from my work, but they give a new proof.

The 2019 article of Oswin Aichholzer, Jean Cardinal, Tony Huynh, Kolja Knauer, Torsten Mütze, Raphael Steiner, and Birgit Vogtenhuber [1] study the problem of finding the number of flips required to convert one α -orientation into another. Quite surprisingly, this problem is shown to be intractible, in the sense that even determining whether two specified α -orientations are connected by no more than two flip-moves is NP complete.

In 2021, Juliana Freire, Caroline Klivans, Pedro Milet, and Nicolau Saldanha [18], building on earlier work of the third and fourth authors on three-dimensional domino tilings, introduced a new move on tilings (refinement), and proved that (up to refinement) two tilings are connected by flips and trits if and only if they have the same flux, and that (up to refinement) two tilings are connected by flips alone if and only if they have the same flux and twist. Klivans and Saldanha [26] went on to study analogous notions in higher dimensions.

Acknowledgements

I thank Noam Elkies, Sergei Fomin, Curtis Greene, David Gupta, Greg Kuperberg, William Jockusch, Sampath Kannan, Danny Soroker, Dan Ullman, and Lauren Williams for their helpful suggestions, as well as the anonymous referees. The research was supported by NSA grant MDA904-92-H-3060.

References

- [1] O. Aichholzer, J. Cardinal, T. Huynh, K. Knauer, T. Mütze, R. Steiner, and B. Vogtenhuber, Flip distances between graph orientations *Algorithmica* **83** (2021), 116–143.
- [2] G. Andrews, *The Theory of Partitions*, Addison-Wesley, 1976.
- [3] G. Andrews, R. J. Baxter, and P. J. Forrester, Eight-Vertex SOS model and generalized Rogers-Ramanujan-type identities, *Journal of Statistical Physics* **35** (1984), 193–266.
- [4] H. van Beijeren, Exactly solvable model for the roughening transition of a crystal surface, *Phys. Rev. Lett.* **38** (1977), 993–996.

- [5] O. Bernardi and É. Fusy, Schnyder decompositions for regular plane graphs and application to drawing, *Algorithmica* **62** (2012), 1159–1197.
- [6] E. Brehm, 3-orientations and Schnyder 3-tree-decompositions: construction and order structure (Diploma thesis), 2000.
- [7] H. W. J. Blöte and H. J. Hilhorst, Roughening transitions and the zero-temperature triangular Ising antiferromagnet, *J. Phys. A* **15** (1982), L631–L637.
- [8] R. Burton and R. Pemantle, Local characteristics, entropy and limit theorems for uniform spanning trees and domino tilings via transfer impedances, *Ann. Prob.* **21** (1993), 1329–1371,
- [9] M. Cohen and M. Teicher, Kauffman’s clock lattice as a graph of perfect matchings: a formula for its height, *Electronic Journal of Combinatorics* **21** (2014).
- [10] J. H. Conway and J. C. Lagarias, Tilings with polyominoes and combinatorial group theory, *J. Combin. Theory A* **53** (1990), 183–208.
- [11] N. Elkies, G. Kuperberg, M. Larsen, and J. Propp, Alternating-sign matrices and domino tilings, *J. Alg. Comb.* **1** (1992), 111–132, 219–234.
- [12] V. Elser, Solution of the dimer problem on a hexagonal lattice with boundary, *J. Phys. A: Math. Gen.* **17** (1984) 1509–1513.
- [13] S. Felsner, Lattice Structures from Planar Graphs, *Electronic Journal of Combinatorics* **11** (2004), #R15.
- [14] S. Felsner and D. Heldt, Mixing Times of Markov Chains on Degree Constrained Orientations of Planar Graphs, *Discrete Mathematics and Theoretical Computer Science* **18** (2016), #20.
- [15] S. Felsner and K. B. Knauer, ULD-Lattices and Δ -Bonds, *Combinatorics Probability and Computing* **18** (2009).
- [16] S. Felsner and K. B. Knauer, Distributive Lattices, Polyhedra, and Generalized Flow, *European Journal of Combinatorics* **32** (2011), 45–59.
- [17] H. de Fraysseix and P. Ossona de Mendez, On topological aspects of orientations, *Discrete Mathematics* **229** (2001) 57–72.
- [18] J. Freire, C. Klivans, P. H. Milet, and N. Saldanha, On the connectivity of spaces of three-dimensional domino tilings, *Trans. Amer. Math. Soc.* **375** (2022), 1579–1605.
- [19] P. Gilmer and R. Litherland, The duality conjecture in formal knot theory, *Osaka J. Math* **23** (1986), 229–247.
- [20] D. Gonçalves, K. Knauer, and B. Lévêque, On the structure of Schnyder woods on orientable surfaces *Journal of Computational Geometry* **10** (2019).
- [21] C. Greene, private communication.
- [22] D. Grensing, I. Carlsen, and H. Zapp, Some exact results for the dimer problem on plane lattices with non-standard boundaries, *Philosophical Magazine A* **41** (1980), 777–781.

- [23] Michel Habiba, Raoul Medinaa, Lhouari Nourinea, and George Steiner, Efficient algorithms on distributive lattices, *Discrete Applied Mathematics* **110** (2001) 169–187.
- [24] L. Kauffman, Formal Knot Theory, *Mathematical Notes* vol. 30, Princeton University Press, 1983.
- [25] S. Khuller, J. Naor, and P. Klein, The lattice structure of flow in planar graphs, *SIAM J. Disc. Math.* **6** (1993), 477–490.
- [26] C. Klivans and N. Saldanha, Domino tilings and flips in dimensions 4 and higher, *Algebraic Combinatorics* **5** (2022), 163–185.
- [27] K. B. Knauer, Partial orders on orientations via cycle flips (master’s thesis), Fachbereich Mathematik der Technischen Universität Berlin, 2007.
- [28] K. B. Knauer, Distributive lattices on graph orientations, preprint, 2007.
- [29] K. B. Knauer, Lattices and polyhedra from graphs (doctoral thesis), 2010, Fakultät II – Mathematik und Naturwissenschaften der Technischen Universität Berlin.
- [30] G. Kuperberg, Symmetries of Plane Partitions and the Permanent-Determinant Method, *J. Comb. Theory A* **68** (1994), 115–151.
- [31] P. C. B. Lam and H. Zhang, A Distributive Lattice on the Set of Perfect Matchings of a Plane Bipartite Graph, *Order* **20** (2003), 13–29.
- [32] M. Latapy and C. Magnien, Coding Distributive Lattices with Edge Firing Games *Information Processing Letters* **83** (2002), 125–128.
- [33] L. S. Levitov, Equivalence of the dimer resonating-valence-bond problem to the quantum roughening problem, *Phys. Rev. Lett.* **64** (1990), 92–94.
- [34] J. Linde, C. Moore, and M. G. Nordahl, An n-Dimensional Generalization of the Rhombus Tiling, *Discrete Mathematics and Theoretical Computer Science Proceedings AA* (2001), 23–42.
- [35] L. Lovász, *Combinatorial Problems and Exercises*, North Holland, 1979.
- [36] P. Ossona de Mendez, Orientations bipolaires (Ph.D. thesis), Ecole des Hautes Etudes en Sciences Sociales, Paris, 1994.
- [37] Pedro Milet, Domino tilings of three-dimensional regions, Ph.D. thesis, 2015; [arXiv:1503.04617](#).
- [38] Pedro Milet and Nicolau Saldanha, Domino tilings of three-dimensional regions: flips, trits and twists, [arXiv:1410.7693](#).
- [39] Pedro Milet and Nicolau Saldanha, Twists for duplex regions, [arXiv:1411.1793](#).
- [40] Pedro Milet and Nicolau Saldanha, Flip invariance for domino tilings of three-dimensional regions with two floors, *Discrete Comput. Geom.* **53** (2015) 914–940.
- [41] W.H. Mills, D.P. Robbins, and H. Rumsey, Jr., Alternating sign matrices and descending plane partitions, *J. Comb. Theory A* **34** (1983), 340–359.
- [42] I. Pak, Ribbon Tile Invariants, *Transactions of the American Mathematical Society* **352** (2000), 5525–5561.

- [43] O. Pretzel, On graphs that can be oriented as diagrams of ordered sets, *Order* **2** (1985), 25–40.
- [44] O. Pretzel, On reorienting graphs by pushing down maximal vertices, *Order* **3** (1986), 135–153.
- [45] O. Pretzel, Orientations and reorientations of graphs, in “Combinatorics and Ordered Sets,” *Contemp. Math.* **57** (1986), 103–125.
- [46] O. Pretzel, On reorienting graphs by pushing down maximal vertices–II, *Discrete Mathematics* **270** (2003), 227–240.
- [47] James Propp, The many faces of alternating-sign matrices, *Discrete Mathematics and Theoretical Computer Science Proceedings AA* (2001), 43–58.
- [48] J. G. Propp and D. B. Wilson, Exact sampling with coupled Markov chains and applications to statistical mechanics, *Random Structures and Algorithms* **9** (1996), 223–252.
- [49] E. Rémila *Theoretical Computer Science* **322** (2004) 409–422.
- [50] D.P. Robbins, The story of 1, 2, 7, 42, 429, 7436, ..., *Math. Intell.* **13** (1991), 12–19.
- [51] H. Sachs and H. Zernitz, Remark on the dimer problem, *Discrete Applied Mathematics* **51** (1994), 171–179.
- [52] N.C. Saldanha, C. Tomei, M.A. Casarin, Jr., and D. Romualdo, Spaces of Domino Tilings, *Discrete Comput. Geom.* **14** (1995), 207–233.
- [53] S. Sheffield, Ribbon tilings and multidimensional height functions, *Transactions of the American Mathematical Society* **354** (2002), 4789–4813.
- [54] H. N. V. Temperley, in: *Combinatorics*, London Math. Soc. Lecture Notes Series 13 (1974), 202–204.
- [55] M. Thompson, private communication.
- [56] W. Thurston, Conway’s tiling groups, *Amer. Math. Monthly* **97** (1990), 757–773.