

Pinning complex Networks by A Single Controller

Tianping Chen, Xiwei Liu and Wenlian Lu

Abstract In this short paper, we point out that a single local stability controller can pin a linear or nonlinear coupled complex network to a specified solution (or an equilibrium) of the coupled complex network. A rigorous mathematical proof is given, too.

Keywords: Complex networks, chaos synchronization, exponential stability

I. INTRODUCTION

Many natural and man-made systems, such as neural systems, social systems, WWW, food webs, electrical power grids, etc., can all be described by graphs. In such a graph, every node represents an individual element of the system, while edges represent relations between nodes. These graphs are called complex networks. For decades, complex networks have been focused on by scientists from various fields, for instance, sociology, biology, mathematics and physics, etc.

Linearly Coupled Ordinary Differential Equations (LCODEs) are a large class of dynamical systems with continuous time and state, as well as discrete space to describe coupled oscillators.

In general, the LCODEs can be described as follows:

$$\frac{dx_i(t)}{dt} = f(x_i(t); t) + \sum_{j=1}^m a_{ij} [x_j(t) - x_i(t)]; \quad i = 1; \dots; m$$

where $x_i(t) = [x_i^1(t); \dots; x_i^n(t)]^T \in \mathbb{R}^n$ is the state variable of the i -th node, $t \in [0; +\infty)$ is a continuous time, $f: \mathbb{R}^{n \times (m+1)} \rightarrow \mathbb{R}^n$ is continuous map, $a_{ij} = 0$ for $i; j = 1; \dots; m; i \notin j$.

Letting $a_{ii} = -\sum_{j=1}^m a_{ij}$, the equation above can be rewritten as follows:

$$\frac{dx_i(t)}{dt} = f(x_i(t); t) + \sum_{j=1}^m a_{ij} x_j(t) \quad i = 1; \dots; m \quad (1)$$

where $A = (a_{ij}) \in \mathbb{R}^{m \times m}$ is the coupling matrix with zero-sum rows and $a_{ij} = 0$, for $i \notin j$, which is determined by the topological structure of the LCODEs.

Today, in science and technology, "synchronization" appears in a wide range of real systems. In theoretical fields, there are various kinds of concepts of synchronization. For

It is supported by National Science Foundation of China 69982003 and 60074005, and also supported by Graduate Innovation Foundation of Fudan University.

These authors are with Lab. of Nonlinear Mathematics Science, Institute of Mathematics, Fudan University, Shanghai, 200433, P.R.China. The third author is also with Max Planck Institute for Mathematics in the Sciences, Leipzig, Germany. Corresponding author: Tianping Chen. Email: tchen@fudan.edu.cn

example, phase synchronization, imperfect synchronization, lag synchronization, and almost synchronization, etc. In this paper, the concept of complete synchronization is considered, which can be mathematically defined as follows: If a coupled system composed of m sub-systems

$$\dot{x}_i = f_i(x_i; t); \quad i = 1; \dots; m$$

satisfies $\lim_{t \rightarrow \infty} \|x_j(t) - x_i(t)\| = 0$, for all $i; j = 1; \dots; m$, then the coupled system is said to be completely synchronized, for simplicity, synchronized.

The synchronization of the LCODEs has attracted much attention of researchers in different fields. In [1], [2], the local stability of the synchronization manifold was studied via linearization method named "master stability function". In [3], a distance was defined between the state of the coupled system and synchronization manifold. Using this distance, a methodology was proposed to discuss global convergence for complete regular coupling configuration (also see [4]).

In the paper [5], based on the geometric structure of the synchronization manifold, a thorough theoretical analysis of the synchronization of LCODEs is given. Moreover, it was pointed out that the synchronization of the coupled system only means that $\lim_{t \rightarrow \infty} \|x_j(t) - x_i(t)\| = 0$, for all $i; j = 1; \dots; m$. It does not mean that $\lim_{t \rightarrow \infty} x_j(t) = s(t)$ for some $s(t)$ satisfying $\dot{s}(t) = f(s(t))$. Even if all the differences $\|x_j(0) - s(0)\|$ are very small, it still hold that $\lim_{t \rightarrow \infty} \|x_j(t) - s(t)\| \neq 0$.

However, in some cases, it is needed that all the states of the nodes synchronize to some special solution $s(t)$ of the system $\dot{s}(t) = f(s(t))$ or some equilibrium point s satisfying $f(s) = 0$. Moreover, it often happens that due to some reasons, some nodes can not receive controller. thus, it is natural to raise the question: can we realize synchronize all states $x_i(t)$ to $s(t)$ only add control to some nodes.

In the paper [6], the authors discussed how to pin a complex dynamical networks, where the coupling matrix is symmetric, to its equilibrium by adding some controllers. They pointed out that significantly less (but do not specify how many) local stable controllers can pin a complex dynamical networks to its equilibrium. Here, we rigorously prove that only a single controller can achieve this goal.

II. PIN A COMPLEX NETWORK WITH LINEAR COUPLING

Suppose that the complex network is

$$\frac{dx_i(t)}{dt} = f(x_i(t); t) + \sum_{j=1}^m a_{ij} x_j(t) \quad i = 1; \dots; m \quad (2)$$

where $x_i \in \mathbb{R}^n$, $a_{ij} = 0; i \notin j$ and $\sum_{j=1}^m a_{ij} = 0$, for $i = 1; 2; \dots; m$. $s(t)$ is a solution of the uncoupled system

$$\dot{s}(t) = f(s(t)) \quad (3)$$

We prove that if $\mu > 0$ and c is large enough. The following coupled network with a single controller

$$\begin{aligned} \frac{dx_i(t)}{dt} &= f(x_i(t); t) + c \sum_{j=1}^n a_{ij} x_j(t) - c(x_i(t) - s(t)); \\ \frac{dx_i(t)}{dt} &= f(x_i(t); t) + c \sum_{j=1}^n a_{ij} x_j(t); \quad i = 2; \dots, m \end{aligned} \quad (4)$$

can pin the complex dynamical network (1) to $s(t)$.

Denote $x_i(t) = x_i(t) - s(t)$, then the system (1) can be rewritten as:

$$\frac{d x_i(t)}{dt} = f(x_i(t); t) - f(s(t)) + c \sum_{j=1}^n a_{ij} x_j(t); \quad i = 1; \dots, m \quad (5)$$

and the network with a single controller (4) is written as

$$\frac{d x_i(t)}{dt} = f(x_i(t); t) - f(s(t)) + c \sum_{j=1}^n a_{ij} x_j(t); \quad i = 1; \dots, m \quad (6)$$

where $a_{11} = a_{11} - \mu$, $\mu > 0$ and $a_{ij} = a_{ij}$ otherwise.

At first, we prove the following simple proposition.

Proposition 1 If $A = (a_{ij})_{i,j=1}^m$ is a matrix satisfying $a_{ij} = a_{ji} = 0$; if $i \neq j$, and $a_{ij} = 0$, for $i = 1; 2; \dots, m$. Then, all eigenvalues of the matrix

$$\tilde{A} = \begin{pmatrix} a_{11} - \mu & a_{12} & \dots & a_{1m} \\ a_{21} & a_{22} & \dots & a_{2m} \\ \vdots & \vdots & \ddots & \vdots \\ a_{m1} & a_{m2} & \dots & a_{mm} \end{pmatrix}$$

are negative.

Proof Suppose that λ is an eigenvalue of \tilde{A} , $v = [v_1; \dots; v_m]^T$ is the corresponding eigenvector, and $\sum_{j=1}^m v_j = 0$. It is clear that if v is an eigenvector, then v is also an eigenvector. thus, without loss of generality, we can assume that $v_k > 0$ and $v_k = \sum_{j=1}^m v_j$.

If $k = 1$. Then

$$\begin{aligned} \sum_{j=1}^n a_{1j} v_j &= -\mu v_1 + \sum_{j=1}^n a_{1j} v_j \\ &= -\mu v_1 + \sum_{j=1}^n a_{1j} \sum_{j=1}^m v_j < -\mu v_1 < 0 \end{aligned}$$

which means $\lambda < 0$.

Instead, if $k > 1$. Then,

$$v_k = \sum_{j=1}^n a_{kj} v_j - a_{kk} v_k + \sum_{j \neq k} a_{kj} \sum_{j=1}^m v_j = 0$$

which means $\lambda = 0$. If $\lambda = 0$, then, $v = [v_k; \dots; v_m]^T$. However, this is impossible. For

$$\sum_{j=1}^n a_{1j} v_j = -\mu v_1 < 0$$

Therefore, $\lambda < 0$. The proposition is proved.

A. Pin a complex network with linear coupling and symmetric coupling matrix

In this section, we investigate the complex networks, where the coupling is linear and the coupling matrix is symmetric.

With the simple proposition given above, we prove two theorems. Theorem 1 addresses local synchronization. Theorem 2 addresses global synchronization.

Let $x(t) = [x_1(t); \dots; x_m(t)]^T$. Differentiating along $s(t)$ gives

$$\frac{d x(t)}{dt} = D(f(s(t))) x(t) + c x(t) \tilde{A}^T \quad (7)$$

Let $\tilde{A}^T = W J W^T$ be the eigenvalue decomposition of \tilde{A} , where $J = \text{diag}\{j_1; \dots; j_m\}$, $0 > j_1 > \dots > j_m$, and $y(t) = x(t) W$. Then we have

$$\frac{d y_k(t)}{dt} = [D(f(s(t))) + c j_k I] y_k(t) \quad (8)$$

Theorem 1. Let $y_i(t)$, $i = 1; \dots, m$, are the eigenvalues of the matrix $\frac{1}{2} (D(f(s(t))) + D(f^T(s(t))))$, $\lambda_i(t) = \max_{i=1; \dots, m} \lambda_i(t)$. If $\lambda_i(t) < -c j_1$ for all $t > 0$. Then, the coupled system with a controller (4) can be locally exponentially synchronized to $s(t)$.

Proof: It is easy to see that

$$\begin{aligned} \frac{1}{2} \frac{d f^T(y_k(t)) y_k(t) g}{dt} &= y_k^T(t) [D(f(s(t))) + c j_k I] y_k(t) \\ &= y_k^T(t) \left[\frac{1}{2} (D(f(s(t))) + D(f^T(s(t)))) + c j_k I \right] y_k(t) \end{aligned} \quad (9)$$

Under $\lambda_i(t) < -c j_1$ for all $t > 0$, we have

$$\frac{1}{2} \frac{d f^T(y_k(t)) y_k(t) g}{dt} \leq y_k^T(t) [\lambda_i(t) - c j_1] y_k(t) \quad (10)$$

which means that $y_k^T(t) y_k(t) = O(e^{(\lambda_i(t) - c j_1)t})$. Theorem 1 is proved.

Theorem 2. Suppose $0 > j_1 > \dots > j_m$ are the eigenvalues of \tilde{A} . If there are positive diagonal matrices $P = \text{diag}\{p_1; \dots; p_n\}$, $\tilde{P} = \text{diag}\{p_1; \dots; p_n\}$ and a constant $\gamma > 0$, such that

$$(x - y)^T P (f(x; t) - x - f(y; t) + y) \leq (x - y)^T (\tilde{A} - \gamma I) (x - y) \quad (11)$$

and $j_k + c j_1 < 0$ for $k = 1; \dots, n$. Then, the controlled system (4) is globally exponentially synchronized to $s(t)$.

Proof: Define a Lyapunov function as

$$V(t) = \frac{1}{2} \sum_{i=1}^n x_i(t)^T P x_i(t)$$

Denote $\mathbf{x}^k(t) = [x_1^k(t); \dots; x_m^k(t)]^T$. Then, we have

$$\begin{aligned} \frac{dV(t)}{dt} &= \sum_{i=1}^N x_i(t)^T P f(x_i(t); t) - x_j(t) \\ &+ \sum_{i=1}^N x_i(t)^T P f(s(t)) - x_j(t) \\ &+ \sum_{i=1}^N x_i(t)^T P c \sum_{j=1}^m a_{ij} x_j(t) \\ &= \sum_{i=1}^N x_i(t)^T P (f(x_i(t); t) - f(s(t))) - x_i(t) \\ &+ \sum_{i=1}^N x_i(t)^T P c \sum_{j=1}^m a_{ij} x_j(t) + x_i(t) \\ &= \sum_{i=1}^N x_i(t)^T x_i(t) \\ &+ \sum_{i=1}^N x_i(t)^T P c \sum_{j=1}^m a_{ij} x_j(t) + x_i(t) \\ &= \sum_{i=1}^N x_i(t)^T x_i(t) \\ &+ \sum_{k=1}^N p_k \mathbf{x}^k(t)^T (c\tilde{A} + \gamma_k I) \mathbf{x}^k(t) \end{aligned}$$

Because $c\tilde{A} + \gamma_k I < 0$, we have

$$\frac{dV(t)}{dt} = \sum_{i=1}^N x_i(t)^T x_i(t) - \frac{V(t)}{\min_i p_i}$$

Therefore

$$V(t) = O(e^{-\frac{t}{\min_i p_i}})$$

Theorem 2 is proved completely.

Remark 1 It is clear that if c is large enough, then the coupled network with a single controller can pin the complex network to a solution $s(t)$ of the uncoupled system.

B. Pin a complex network with nonlinear coupling

In this section, we discuss how to pin a complex network with nonlinear coupling. In this case, the coupled system (4) takes the following form

$$\begin{aligned} \frac{dx_1(t)}{dt} &= f(x_1(t); t) + c \sum_{j=1}^m a_{1j} g(x_j(t)) \\ &\quad - c(g(x_1(t)) - g(s(t))); \\ \frac{dx_i(t)}{dt} &= f(x_i(t); t) + c \sum_{j=1}^m a_{ij} g(x_j(t)) \quad i = 2; \dots; m \end{aligned} \quad (12)$$

where $g(x_i(t)) = [g(x_1^1(t)); \dots; g(x_m^1(t))]^T$ and $g(x)$ is a monotone increasing function.

In the following, we will prove that the coupled complex network with a single controller (12) can pin it to a specified solution $\underline{s}(t) = f(s(t); t)$, too. In particular, we prove

Theorem 3. Suppose $0 < \lambda_1 < \dots < \lambda_m$ are the eigenvalues of \tilde{A} , $\frac{g(u) - g(v)}{u - v} \geq 0$. If there are positive diagonal

matrices $P = \text{diag}\{p_1; \dots; p_n\}$ and $\tilde{P} = \text{diag}\{p_1; \dots; p_n\}$ and a constant $\gamma > 0$, such that

$$(x - y)^T P (f(x; t) - f(y; t) + \gamma(x - y)) \leq (x - y)^T (x - y) \quad (13)$$

and $\lambda_k + c_{\lambda_1} < 0$ for $k = 1; \dots; n$. Then, the controlled system (12) is globally exponentially synchronized to $s(t)$.

Proof Along with $g(x_i) = [g(x_i^1); \dots; g(x_i^m)]^T$, $i = 1; \dots; m$, we denote $g(x) = [g(x^1); \dots; g(x^m)]^T$, $k = 1; \dots; n$.

We use the same Lyapunov function

$$V(t) = \frac{1}{2} \sum_{i=1}^N x_i(t)^T P x_i(t)$$

In this case, we have

$$\begin{aligned} \frac{dV(t)}{dt} &= \sum_{i=1}^N x_i^T(t) P \frac{d x_i(t)}{dt} \\ &= \sum_{i=1}^N x_i^T(t) P (f(x^i(t); t) - f(s(t); t)) \\ &\quad + c \sum_{j=1}^m a_{ij} g(x_j(t)) \\ &\quad - c(g(x_1(t) - s(t))^T P (g(x_1(t)) - g(s(t)))) \\ &\quad + \sum_{i=1}^N x_i^T(t) x^i(t) + \sum_{i=1}^N x_i^T(t) P x_i(t) \\ &\quad + c \sum_{j=1}^m a_{ij} g(x_j(t)) \\ &\quad - c(g(x_1(t) - s(t))^T P (x_1(t) - s(t))) \end{aligned}$$

By the property of the matrix A , it is easy to verify that for $u = [u_1; \dots; u_m]^T$, $v = [v_1; \dots; v_m]^T$,

$$u^T A v = \sum_{i,j=1}^m u_i a_{ij} v_j = \sum_{j>i} a_{ij} (u_i - u_j)(v_i - v_j) \quad (14)$$

combining with $\frac{g(u) - g(v)}{u - v} \geq 0$, we have

$$\begin{aligned} &\sum_{i=1}^N x_i^T(t) P \sum_{j=1}^m a_{ij} g(x_j(t)) \\ &= \sum_{k=1}^N p_k \mathbf{x}^k(t)^T A g(\mathbf{x}^k(t)) \\ &= \sum_{k=1}^N p_k \sum_{j>i} a_{ij} (x_i^k(t) - x_j^k(t))(g(x_i^k(t)) - g(x_j^k(t))) \\ &\quad - \sum_{k=1}^N p_k \sum_{j>i} a_{ij} (x_i^k(t) - x_j^k(t))(x_i^k(t) - x_j^k(t)) \\ &= \sum_{k=1}^N p_k \mathbf{x}^k(t)^T A \mathbf{x}^k(t) \end{aligned}$$

Therefore,

$$\begin{aligned} \frac{dV(t)}{dt} &= \sum_{i=1}^N x_i^T(t) x^i(t) \\ &\quad - \sum_{k=1}^N p_k \mathbf{x}^k(t)^T [\lambda_k I_m + c\tilde{A}] \mathbf{x}^k(t) \end{aligned}$$

Because $\lambda_k + \frac{c}{m} < 0$, we have

$$\frac{dV(t)}{dt} = \frac{V(t)}{m \ln_i p_i}$$

and

$$V(t) = O(e^{\frac{t}{m \ln_i p_i}})$$

Theorem 3 is proved.

C. Pin a complex network with asymmetric coupling matrix

In practice, indirect graphs are small part. Most of the graphs are direct graphs. It means the coupling matrix is asymmetric. Therefore, we must investigate pinning the complex networks, in which the coupling matrix is asymmetric. This is the issue we investigate in this section.

Consider the system

$$\frac{dx_1(t)}{dt} = f(x_1(t); t) + c \sum_{j=1}^n a_{1j} x_j(t) - c''(x_1(t) - s(t));$$

$$\frac{dx_i(t)}{dt} = f(x_i(t); t) + c \sum_{j=1}^n a_{ij} x_j(t); i = 2; \dots; m \quad (15)$$

where the coupling matrix A is asymmetric but satisfies zero row sum $\sum_{j=1}^m a_{ij} = 0$.

Let λ_i ; μ_i be the left eigenvalue of the matrix A . It is well known that if A is irreducible, all $\mu_i > 0$, $i = 1; \dots; m$.

Define $\Lambda = \text{diag}[\lambda_1; \dots; \lambda_m]$. It is easy to verify that $\Lambda + A^T$ is a symmetric matrix and zero row sum. Therefore, by the Proposition 1, $\Lambda + A^T < 0$.

Theorem 4. Suppose that A is irreducible, $0 > \lambda_1 > \lambda_m$ are the eigenvalues of $(\Lambda + A^T)$. If there are positive diagonal matrices $P = \text{diag}[p_1; \dots; p_m]$ and a constant $\gamma > 0$, such that

$$(x - y)^T P (f(x; t) - f(y; t)) \leq -\gamma (x - y)^T (x - y) \quad (16)$$

and $\lambda_k \max_{i=1; \dots; m} \mu_i + \frac{c}{m} < 0$ for $k = 1; \dots; n$. Then, the controlled system (4) is globally exponentially synchronized to $s(t)$.

Proof: In this case, define a new Lyapunov function as

$$V(x) = \frac{1}{2} \sum_{i=1}^m x_i^T P x_i$$

Differentiating $V(x) = f(x; t)$ 2 Q U A D (; P), we have

$$\begin{aligned} \frac{dV(x)}{dt} &= \sum_{i=1}^m x_i^T (t) P \frac{d x_i(t)}{dt} \\ &= \sum_{i=1}^m x_i^T (t) P f(x_i(t); t) - f(s(t); t) \\ &+ c \sum_{i=1}^m x_i^T (t) P \sum_{j=1}^n a_{ij} x_j(t) \\ &= \sum_{i=1}^m x_i^T (t) P (f(x_i(t); t) - x_i(t)) - (f(s(t); t) \end{aligned}$$

$$\begin{aligned} &s(t)) + c \sum_{j=1}^n a_{1j} x_j(t) + x_1(t) \\ &\sum_{i=1}^m x_i^T (t) x_i^T (t) \\ &+ \sum_{i=1}^m x_i^T (t) P c \sum_{j=1}^n a_{ij} x_j(t) + x_1(t) \\ &V(x) + \sum_{j=1}^n p_j x^{j>} (t) (c\tilde{A} + \lambda_k E_m) x^j (t) \\ &= \frac{V(t)}{m \ln_i p_i} + \frac{1}{2} \sum_{j=1}^n p_j x^{j>} (t) (c\tilde{A} + \lambda_k E_m) x^j (t) \\ &x^j (t) \frac{V(t)}{m \ln_i p_i} \end{aligned}$$

For under the assumption $\lambda_j + \frac{c}{m} < 0$, we have

$(c\tilde{A} + \lambda_k E_m)$ is negative definite for $k = 1; \dots; n$.

Therefore

$$V(t) = O(e^{\frac{t}{m \ln_i p_i}})$$

Theorem 4 is proved completely.

In the following, we remove assumption that A is irreducible. In this case, we assume

$$A = \begin{pmatrix} 2 & 0 & 3 \\ 6 & A_{21} & A_{22} & 0 \\ 6 & \vdots & \ddots & \vdots & 7 \\ 4 & \vdots & \vdots & \vdots & 5 \end{pmatrix} \quad (17)$$

$A_{p1} \quad A_{p2} \quad \dots \quad p_p A$

where $A_{qq} \in \mathbb{R}^{m_q \times m_q}$, $q = 1; \dots; p$, are irreducible. And, for each q , there exists $q > k$ such that $A_{qk} \neq 0$.

It is easy to see that if we add a single controller $(x_1(t) - s(t))$ to the node $x_1(t)$. Then, by previous arguments, we conclude that the subsystem

$$\frac{dx_1(t)}{dt} = f(x_1(t); t) + c \sum_{j=1}^n a_{1j} x_j(t) - c''(x_1(t) - s(t));$$

$$\frac{dx_i(t)}{dt} = f(x_i(t); t) + c \sum_{j=1}^n a_{ij} x_j(t); i = m_1 + 1; \dots; m \quad (18)$$

pins $x_1(t); \dots; x_m$ to $s(t)$.

$$\frac{dx_i(t)}{dt} = f(x_i(t); t) + c \sum_{j=1}^n a_{ij} x_j(t); i = m_1 + 1; \dots; m$$

can be written as

$$\frac{d x_i(t)}{dt} = f(x_i(t); t) - f(s(t); t) + c \sum_{j=m_1+1}^n a_{ij} x_j(t) + O(e^{-t})$$

Because $A_{21} \neq 0$. Then, in A_{22} , there exists at least one row i_2 , such that

$$a_{i_2 i_2} > \sum_{j=m_1+1}^n a_{i_2 j} x_j(t) \quad (19)$$

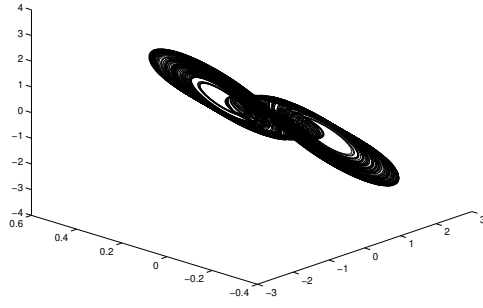


Fig. 1. Chaotic Behavior of the Chua's circuit.

Therefore, similar to the proposition, we conclude that all eigenvalues of A_{22} are negative. By the similar arguments in the proof of theorem 4, we can pin $x_i(t)$, $i = m_1 + 1; \dots, m$ to $s(t)$.

By induction, we prove that if we add a controller to the master subsystem corresponding to the sub-matrix A_{11} , then we can pin the complex network to $s(t)$ even if the coupling matrix is reducible.

III. SIMULATION

In this section, we give some numerical examples to verify the theorem given in previous section.

We consider the Chua's circuit

$$\begin{cases} \frac{dx_1}{dt} = k[x_2 - h(x_1)] \\ \frac{dx_2}{dt} = x_1 - x_2 + x_3 \\ \frac{dx_3}{dt} = -lx_2 \end{cases} \quad (20)$$

where $h(x) = \frac{2}{7}x - \frac{3}{14}[x+1] - \frac{3}{14}[x-1]$, $k = 9$ and $l = 14\frac{2}{7}$. With these parameters, the system has a double-scroll chaotic attractor, as shown in Figure 1.

As the coupled system, we consider three globally coupled Chua's circuits

$$\frac{dx^i(t)}{dt} = f(x_i(t); t) + c \sum_{j=1}^3 a_{ij} x_j(t) \quad (21)$$

where $x^i(t) = (x_1^i(t); x_2^i(t); x_3^i(t))^T \in \mathbb{R}^3$, $i = 1; 2; 3$; and $f(\cdot)$ is defined as in (20).

A. The coupling matrix is symmetric

Suppose that the coupling matrix without the controller is

$$A = \begin{bmatrix} 0 & 5:1 & 5:0 & 0:1 \\ 5:0 & 0 & 11:0 & 6:0 \\ 0:1 & 6:0 & 6:1 & 0 \end{bmatrix}$$

As for the coupling strength, we pick $c = 10$.

Direct calculation shows that

$$(x - y)^T P (f(x; t) - f(y; t)) \leq -\lambda_{\min}(P) \|x - y\|^2 \quad (22)$$

where $P = I_3$, $\lambda_{\min}(P) = 10$, $\lambda_{\max}(P) = 0.6218$.

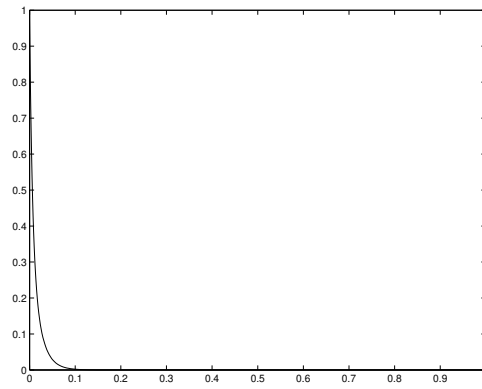


Fig. 2. The coupled system (21) is synchronized without controller.

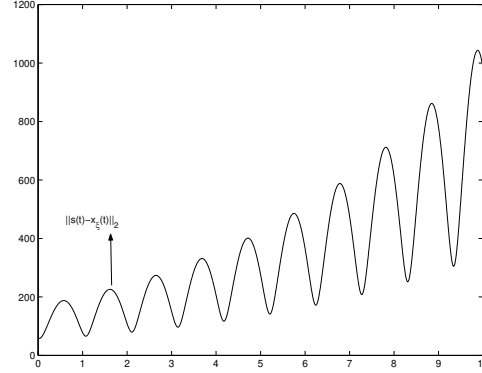


Fig. 3. The solution of coupled system (21) does not converge to $s(t)$ without controller.

Let the initial values be $x_1(0) = (40:1; 20:2; 30:3)^T$, $x_2(0) = (20:4; 30:5; 10:6)^T$, $x_3(0) = (60:7; 40:8; 50:9)^T$. $s(t) = 0$ is a solution of the uncoupled system.

Denote $\bar{x}(t) = (x_1(t) + x_2(t) + x_3(t))/3$. We use the quantity $\frac{\sum_{i=1}^3 \sum_{j=1}^3 \bar{x}_i(t) \bar{x}_j(t)}{\sum_{i=1}^3 \sum_{j=1}^3 \bar{x}_i(0) \bar{x}_j(0)}$ to measure synchronization capability. Figure 2 indicates that the coupled system (21) can reach synchronization without controller. We also use the quantity $\frac{\sum_{i=1}^3 \sum_{j=1}^3 \bar{x}_i(t) s_j(t)}{\sum_{i=1}^3 \sum_{j=1}^3 \bar{x}_i(0) s_j(0)}$ to measure if the specified solution $s(t)$ of the uncoupled system is stable. Figure 3 indicates that $s(t)$ is unstable for the coupled system (21) without controller.

Now, we add a single controller to the first node of the coupled system with $u = 4:9$

$$\frac{dx_i(t)}{dt} = f(x_i(t); t) + c \sum_{j=1}^3 a_{ij} x_j(t) - u(x_1(t) - s(t)) \quad i = 1; 2; 3 \quad (23)$$

Then, the coupling matrix becomes

$$\tilde{A} = \begin{bmatrix} 0 & 10:0 & 5:0 & 0:1 \\ 5:0 & 0 & 11:0 & 6:0 \\ 0:1 & 6:0 & 6:1 & 0 \end{bmatrix}$$

The largest eigenvalue $\lambda_1 = 10:11$ of the matrix \tilde{A} . There-

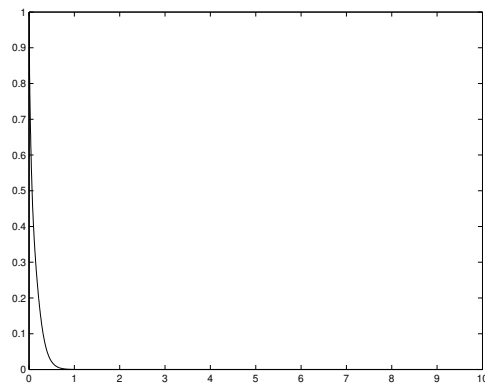


Fig. 4. The solution of coupled system (23) is pinned to $s(t)$ with a single controller.

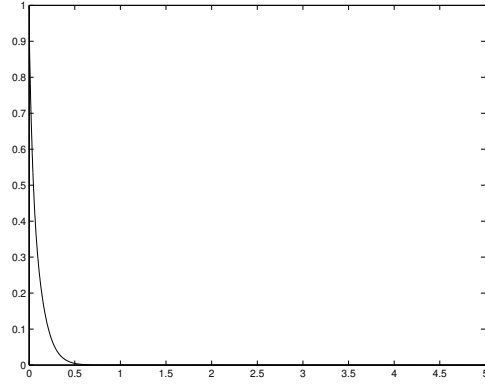


Fig. 5. The solution of coupled system (21) converges to $s(t)$ through an asymmetric coupling

IV. CONCLUSIONS

Synchronization is an important research field in sciences and applications. How to pin a complex network to a specified solution (or an equilibrium point) of the uncoupled system is of great significance. However, in practice, the state variables of some nodes are not observable or measured. Therefore, we have to investigate the possibility of pinning a complex network by adding controllers to those nodes, which can be measured or controlled. In this paper, we prove rigorously that we can pin a complex network by adding a single linear controller to one node with symmetric or asymmetric coupling matrix. We also discuss how to pin the complex network with nonlinear coupling. Simulations also verify our theoretical results.

REFERENCES

- [1] L. M. Pecora, T. Carroll, G. Johnson, D. Mar, and K. S. Fink, "Synchronization stability in coupled oscillator arrays: solution for arbitrary configuration", *Inter. J. Bifur. Chaos*, 10(2), 273-290, 2000.
- [2] X. F. Wang and G. Chen, "Synchronization in scale-free dynamical networks: robustness and fragility", *IEEE Trans. Circuits Syst.-1*, 49(1), 54-62, 2002.
- [3] C. W. Wu and L. O. Chua, "Synchronization in an array of linearly coupled dynamical systems", *IEEE Trans. Circuits Syst.-1*, 42(8), 430-447, 1995.
- [4] Lu W L, Chen T P, "Synchronization of Coupled Connected Neural Networks With Delays" *IEEE Transactions on Circuits and Systems-I, Regular Papers*, (2004), 2491-2503
- [5] Lu W L, Chen T P, "New Approach to Synchronization Analysis of Linearly Coupled Ordinary Differential Systems", *Physica D*, 213, (2006), 214-230
- [6] Xiang Li, Xiaofan Wang and Guanron Chen, "Pinning a Complex Dynamical Networks to Its Equilibrium" *IEEE Transactions on Circuits and Systems-I, Regular Papers*, 51(10), (2004), 2074-2087

fore, $\lambda_k + c_1 < 0$ for $k = 1; \dots; n$, and the conditions of Theorem 2 are satisfied. The coupled system is synchronized to $s(t)$. Figure 4 shows $\frac{\sum_{i=1}^3 \dot{x}_i(t) - s(t)}{\sum_{i=1}^3 \dot{x}_i(0) - s(0)}$. The solution of coupled system (23) is pinned to $s(t)$ with a single controller

B. The coupling matrix is asymmetric

In this simulation, we take the following asymmetric matrix

$$A = \begin{bmatrix} 0 & 2 & 1 & 1 \\ 1 & 2 & 1 & 1 \\ 0 & 1 & 1 & 1 \end{bmatrix}$$

as the coupling matrix. As for the coupling strength, we pick $\mu = 2$. So

$$\tilde{A} = \begin{bmatrix} 0 & 4 & 1 & 1 \\ 1 & 2 & 1 & 1 \\ 0 & 1 & 1 & 1 \end{bmatrix}$$

Direct calculation indicates that the left eigenvector corresponding to eigenvalue 0 is $\mathbf{v} = (\frac{1}{6}; \frac{2}{6}; \frac{3}{6})^T$ and $\lambda_1 = 0.0718$, so we can choose $c = 72$, such that theorem 4 is satisfied and the simulation is shown by Figure 5.