

On Graph-Theoretic Identifications of Adinkras, Supersymmetry Representations and Superfields

C.F. Doran^a, M.G. Faux^b, S.J. Gates, Jr.^c, T. Hübsch^d, K.M. Iga^e and G.D. Landweber^f

^a*Department of Mathematics, University of Washington, Seattle, WA 98105*

^b*Department of Physics, State University of New York, Oneonta, NY 13825*

^c*Department of Physics, University of Maryland, College Park, MD 20472*

^d*Department of Physics and Astronomy, Howard University, Washington, DC 20059*

^e*Natural Science Division, Pepperdine University, Malibu, CA 90263*

^f*Mathematics Department, University of Oregon, Eugene, OR 97403-1222*

ABSTRACT

In this paper we discuss off-shell representations of N -extended supersymmetry in one dimension, *i.e.*, N -extended supersymmetric quantum mechanics, and following earlier work on the subject codify them in terms of graphs called Adinkras. This framework provides a method of generating all Adinkras with the same topology, and so also all the corresponding irreducible supersymmetric multiplets. We develop some graph theoretic techniques to understand these diagrams in terms of a relatively small amount of information, namely, at what heights various vertices of the graph should be “hung”.

We then show how Adinkras that are the graphs of N -dimensional cubes can be obtained as the Adinkra for superfields satisfying constraints that involve superderivatives. This dramatically widens the range of supermultiplets that can be described using the superspace formalism and also organizes them. Other topologies for Adinkras are possible, and we show that it is reasonable that these are also the result of constraining superfields using superderivatives.

We arrange the family of Adinkras with an N -cubical topology, and so also the sequence of corresponding irreducible supersymmetric multiplets, in a cyclic sequence, which we call the *main sequence*. We produce the $N=1$ and $N=2$ main sequences in detail, and indicate some aspects of the situation for higher N .

1 Introduction

Supersymmetry appeals to mathematicians due to its apparent richness and surprising connection to well established and developed concepts. Supersymmetry also appeals to physicists’ desire to forge a unified picture of nature, and has a seemingly miraculous ability to speak to disparate conundrums, offering hope for their resolution. However, from a mathematical standpoint, physical supersymmetry has yet to be fully and properly formulated. This is especially so regarding the classification of off-shell representations of supersymmetry. The purpose of this paper is to describe some recent progress into this problem.

From the point of view of theoretical physics, supersymmetry is a crucial ingredient in string theory—the familiar rubric for a large contemporary attempt to formulate a quantum theory of

nature which includes all known matter and all of its known interactions, including gravity. Indeed, the primary reason for introducing and trusting quantum physics as a universal, fundamental, scientific framework is the stability of atoms. In a similar spirit, supersymmetry provides the only known universal mechanism for stabilizing the vacuum, both in quantum field theories, and also in superstring theory, including its M- and F-theory extensions.

Phenomenologists have long since wrestled with the hierarchy puzzle, *i.e.*, the perplexing stability of the disparate scales of elementary force couplings (the electroweak energy scale being some fifteen orders of magnitude less than the Planck scale); in the absence of seemingly miraculous fine-tuning, such differences should be eradicated due to quantum renormalization effects. Supersymmetry offers an escape from this problem. The particular boson/fermion dichotomy implied by supersymmetry has, as an ancillary benefit, remarkable non-renormalization effects which remove the need for fine tuning, at the expense of introducing into quantum field theory unexpected complexities with yet unresolved puzzles of their own. An intended purpose of our work is to begin to speak to these through a mathematical reformulation of supersymmetry.

For mathematicians, supersymmetry provides a virtual playground of structures which beg for a rigorous foundation and complete classification. However, the term supersymmetry has come to mean slightly different things to physicists and mathematicians. This has caused some unfortunate mis-communication, which has partially hindered the historic synergy between these respective fields (this in spite of the existing pedagogical literature such as Refs. [14,4,7,13]). In our work, we endeavor to speak to both audiences. Consequently, we shall present our ideas, and our approach to the problem at hand, in more detail than is customary in either field. Nevertheless, we defer the fully rigorous “mathspeak” foundation of the work presented here and based on Ref. [9] to a concurrent but separate effort [8].

Despite its appeal, the subject of supersymmetry is fraught with more than one conundrum of its own. From the physics standpoint, an obvious one is phenomenological. As of this writing, there has yet to appear any verifiable evidence of fundamental supersymmetry in nature¹. There is, however, also a theoretical conundrum associated with supersymmetry. Taking a more mathematical perspective, this one is more vexing and more pressing than the phenomenological one. This problem is called the *off-shell problem*, and can be understood as follows.

A satisfying aspect of Yang-Mills theories is that the underlying symmetries, described by ordinary Lie algebras, are realized independently from the physics. The basic fields cleanly represent the Lie algebra without additional, dynamical constraints. By contrast, this feature holds in known supersymmetric field theories only in a very limited number of cases, and is not valid for the most interesting theories (*e.g.*, string theory) involving supersymmetry. These limited cases usually involve a number of spacetime dimensions less than or equal to four.

For most theories in spacetime dimensions greater than four, supersymmetry has known representations only if the component fields of the representation are subject to particular *dynamical* constraints, namely that these fields satisfy Euler-Lagrange equations. Supersymmetrical representations of this character are said to be “on-shell”. This state of affairs can be viewed as less than

¹This state of affairs stands a hope of improvement in the next few years since CERN’s LHC collider, scheduled to be commissioned in 2007, may provide such evidence (nature willing).

fully satisfactory for a variety of reasons, and puts interesting supersymmetrical theories at variance with most supposedly fundamental descriptions of Nature.

For instance, the separation of the symmetry representations from the physics (*i.e.*, the Lagrangian and its equations of motion) is an ingredient in Yang-Mills theories, including the standard model of particle physics. Since Yang-Mills symmetries are realized locally, it is important that the quantum partition function respect these symmetries without anomalies. Otherwise the quantized theory would not be unitary, and it would therefore have no meaningful predictive power; it would be ill-defined. From a path-integral point of view, the fields in a quantum field theory are ordinarily not constrained to satisfy the associated Euler-Lagrange equations. Instead, such solutions merely describe the most probable path—the “classical” approximation to the quantum theory.

Since higher-dimensional supersymmetric field theories are formulated only on-shell, the program of quantization, in a manner that manifestly realizes the supersymmetry, is seemingly compromised, and it is not entirely clear how or whether a manifestly supersymmetric unitary quantum partition function should exist for these constructions. The lack of a formulation of these interesting theories without the imposition of Euler-Lagrange equations is called the “off-shell problem”.

The off-shell problem is fundamentally connected with the representation theory of Lie superalgebras. Whereas the representation theory of compact or complex reductive Lie algebras is a mature subject, the classification of representations of Lie superalgebras poses a more difficult and interesting problem which is not yet fully understood. Whereas mathematicians have made significant progress on certain aspects of this problem (see, for example, Ref. [22]), the off-shell field content of representations of physical supersymmetry is generally not known. This problem is, perhaps, most interesting and most relevant at the level of supergravity theories. These are field theories which exhibit supersymmetry as a local invariance. Since the elementary supersymmetry algebra contains the Poincaré algebra as a subalgebra, and since the gauging of the Poincaré algebra implies General Relativity, it follows that gauged supersymmetry algebras automatically include gravity.

The mathematical challenge of the “off-shell problem” has remained unresolved for more than thirty years (see Ref. [16]). This suggests the possibility for uncovering fundamental and interesting new mathematical features of supersymmetry by attempting to meet this challenge. This duration of time also suggests that a new vantage point or language may aid in achieving this goal. In particular, we propose to use the recently introduced tools called “garden algebras” [17] and “Adinkras” [9] described below.

The use of “garden algebras” is the assertion that the key to understanding the to-be-completed classification of supersymmetry representation is to embed supersymmetry representations within the firmly established structure of Clifford modules (see Ref. [1]). This strategy was first suggested by the work of Ref. [20]. We note that the essential algebraic features of supersymmetric field theories are present in those one-dimensional field theories obtained by dimensional reduction [18,19,20,16,17,10,11]. In that context, we make two propositions. The first is that the representation theory of supersymmetry in arbitrary dimensions is encoded in the representation theory of one-dimensional superalgebras. The second proposition is that a complete representation theory of one-dimensional superalgebra is encoded in the tractable representation theory of so-called

$\mathcal{GR}(d, N)$ algebras introduced in [17]. Ref. [9] introduced a diagrammatic method for classifying and generating representations of these algebras, and in-turn, one-dimensional superalgebras was introduced. The diagrams used in this method are called Adinkras.

It should be noted that recently there have appeared works, carried out by independent groups, in which the ‘‘Garden Algebras’’ approach (and associated concepts) have led to new results for constructing, understanding and classifying one-dimensional supersymmetrical theories. One such work appears in Ref. [2]. where it is shown that the ‘‘root super-fields’’ introduced in Ref. [9] imply a web of interrelationships between non-linear sigma-models and their associated geometries all related by the ‘AD’ maps discussed in Ref. [16]. In Ref. [23] a forceful demonstration of the power of the ‘‘Garden Algebras’’ approach was given in the derivation of previously unknown and interesting features about supersymmetric representation theory that is totally independent of superspace. This last work represents a line of research [24,25,26] that began in 2001 [28,27] and was initiated after a 1997 communication between S.J.G. and F. Toppan.

In the language of graph theory, an Adinkra is a directed graph with some extra information associated to each vertex and edge, intended to describe the supersymmetry transformation in terms of component fields. In this paper we present evidence that a subset of such graphs is in one-to-one correspondence with superfields, and, therefore, that Adinkras provide an intriguing and totally *independent* alternative to a superfield-based description of supersymmetry, partly addressing the conjectures of Ref. [17]. It is our belief that the graph theoretic context might prove useful for forging a deeper understanding of supersymmetry, and might allow for an off-shell representation theory to be developed. Thus we hope to generate a study of ‘‘adinkramatics’’, that is, an abbreviated fusion of *adinkraic* and *grammatical*, or possibly *diagrammatics* or *mathematics*, which pertains to the graph-theoretic properties of Adinkras. In this way, off-shell supersymmetric field theories in dimensions greater than four could be developed. These, in turn, would likely provide valuable food for thought regarding fundamental questions.

This paper is structured as follows.

In Section 2 we briefly review the construction of Adinkras, and explain how these are amenable to classification in terms of graph theory, thereby motivating the relevance of such mathematics to the subject of supersymmetry representation theory. Section 3 provides a more rigorous set of definitions pertaining to the particular class of *engineerable* Adinkras, in which a *height* assignment encodes the supersymmetry action and is associated with the physicists’ concept of ‘‘engineering dimension.’’ Theorem 4.1 and its immediate Corollary 4.2, giving the necessary and sufficient data to specify an Adinkra, are presented in Section 4. Section 5 then presents Theorem 5.1 and its Corollaries 5.2 and 5.4, which state that vertex ‘‘lowerings,’’ and similarly ‘‘raisings,’’ generate the *family* of all Adinkras with the same *topology* from any one of them given. Section 6 explores the superspace formalism and investigates how to determine an Adinkra for a superfield, focusing on examples with $N = 1$ and $N = 2$ superfields. For instance, for $N = 2$ superfields, Proposition 6.1 presents how to read off superfield equivalents for the Adinkras in these cases. Section 7 then generalizes these concepts to show how a wide range of Adinkras can be described in terms of superfields satisfying constraints involving superderivatives. First, Theorem 7.4 shows how to turn an Adinkra into the image of a superderivative operator. Then, Subsection 7.2 explains how to turn this into a superfield satisfying certain constraints involving superderivatives. The overall procedure of taking

an Adinkra and returning constraints on superfields is explained in Theorem 7.6. The dependence of this procedure on the topology of the Adinkra is contemplated in Subsection 7.3, prompting Conjecture 7.7. Section 8 describes the vertex raises in Section 5 in terms of superderivatives on superfields, and in the process puts the cubical Adinkras in a sequence called the *main sequence*. This main sequence is illustrated for $N = 1$ in Proposition 8.1 and for $N = 2$ in Propositions 8.2 and 8.3. The situation for $N = 3$ is described in Proposition 8.4. Finally, Section 9 offers some concluding remarks.

2 Review of Adinkra Diagrams

We refer to the elementary N -extended Poincaré superalgebra in d -dimensional Minkowski space as the $(d|N)$ superalgebra. The term “elementary” implies a classical Lie superalgebra without central extensions or the addition of other internal bosonic symmetric. As explained in the Introduction, we are particularly interested in the special case of one-dimensional $(1|N)$ superalgebras. In this case, we label the single time-like coordinate τ . The algebra is then defined in terms of translations, generated by the single derivative ∂_τ , and by a set of N real supersymmetry generators Q_I , which commute with ∂_τ and are also subject to the following anti-commutation relation:

$$\{Q_I, Q_J\} = 2i\delta_{IJ}\partial_\tau, \quad (2.1)$$

where δ_{IJ} is the Kroenecker delta.

It is common in the physics literature to define a parameter-dependent “transformation” associated with symmetry operations. Accordingly, we define

$$\delta_Q(\epsilon) := -i\epsilon^I Q_I, \quad (2.2)$$

where ϵ^I is a set of N anticommuting parameters. In terms of this operation, the anticommutator (2.1) is alternatively described by the following commutator,

$$[\delta_Q(\epsilon_1), \delta_Q(\epsilon_2)] = 2i\epsilon_1^I \epsilon_2^I \partial_\tau. \quad (2.3)$$

The notation is such that the parameter superscripts enumerate distinct supersymmetries, while the parameter subscripts are merely labels, which indicate distinct *choices* of the parameter. We remark that (2.1) and (2.3) are equivalent.

A diagrammatic paradigm was introduced in Ref. [9] for classifying the representations of (2.1). The diagrams used in this method are called “Adinkra diagrams”, or “Adinkras” for short. By way of very brief review, every representation of the $(1|N)$ superalgebra, for any value of N , decomposes as an assembly of some number of irreducible representations of the $(1|1)$ superalgebra, described by $Q^2 = i\partial_\tau$. There are two such elemental representations, each of which includes one real commuting field, *i.e.*, a boson, and one real anticommuting field, *i.e.*, a fermion. The distinction between these two $(1|1)$ supermultiplets is merely in the transformation relations, and we list them here together with the corresponding Adinkras:

One of the irreducible (1|1) supermultiplets, consisting of boson ϕ and fermion ψ , is described by the following rules²:

$$\left. \begin{aligned} \delta_Q(\epsilon) \phi &= i \epsilon \psi, \\ \delta_Q(\epsilon) \psi &= \epsilon \partial_\tau \phi \end{aligned} \right\} \iff \begin{array}{c} \phi \\ \circ \longrightarrow \bullet \\ \psi \end{array}, \quad (2.4)$$

where the diagram to the right is the Adinkra corresponding to this multiplet. This multiplet is referred to as the elemental scalar multiplet. The Adinkra codifies these rules symbolically, by representing bosonic fields using white circles, fermionic fields using black circles, and by representing the indicated transformations by the direction of the arrow.

The other irreducible (1|1) supermultiplet, dubbed the the elemental spinor multiplet, consists of a fermion, λ , and a boson, B , and is analogously described by the Adinkra and the corresponding transformation rules:

$$\left. \begin{aligned} \delta_Q(\epsilon) \lambda &= \epsilon B, \\ \delta_Q(\epsilon) B &= i \epsilon \partial_\tau \lambda \end{aligned} \right\} \iff \begin{array}{c} \lambda \\ \bullet \longrightarrow \circ \\ B \end{array}, \quad (2.5)$$

Each of the two sets of transformation rules (2.4) and (2.5) are defined modulo a possible change in the overall sign on each of the two rules in the set. The orientation of the arrow is what identifies (2.4) as the scalar multiplet, in distinction to the spinor multiplet (2.5): In the former, the arrow points away from the scalar (white) vertex, the *source*, whereas in (2.5) it is the fermion (black) vertex that is the source. In either case, this precise correspondence permits us to read off the transformation rules from the Adinkra [9].

There actually is an additional specificity involved in translating an Adinkra symbol into transformation rules. This involves the identification of whether or not an additional minus sign should be added to the right-hand sides in (2.4) and/or (2.5)—a freedom which was mentioned above. This choice is encoded in a so-called “arrow parity”, which is described more fully in Ref. [9]. This issue does pose certain restrictions, which are readily resolved, when these elemental $N = 1$ Adinkras are linked together to form more intricate Adinkras associated with higher- N supersymmetry. The results of this paper can be comprehended without our explicitly specifying this extra data, however. As a matter of economy, we will largely suppress the issue of arrow parity in this paper.

Individual $N = 1$ Adinkras can be combined to form higher- N Adinkras, by using additional arrows to represent additional supersymmetries. In this way one can construct Adinkras to represent superalgebras with arbitrary N . One can keep track of the separate supersymmetries by maintaining a partitioning system for the arrows; herein we will use colors. In Ref. [9], the partitioning was arranged by embedding such an Adinkra into an N -dimensional Euclidean space, such that arrows corresponding to distinct supersymmetry generators are directed with mutually orthogonal orientations. This orthogonality in depicting Adinkras reflects the ‘orthogonality’ of the correspondingly distinct supersymmetry generators: $\{Q_I, Q_J\} = 0$ for $I \neq J$.

²Note that Eqs. (2.4) preserve the reality of ϕ and ψ . To see this, note, for instance, that $i \epsilon \psi$ is invariant under Hermitian conjugation because ϵ and ψ are mutually anticommuting, and because Hermitian conjugation reverses the operator ordering. Similar considerations can be used to verify the consistency of all similar expressions used in this section; see also Appendix A.

Consider the following $N = 2$ Adinkra:



The white vertices again represent bosonic fields and the black vertices represent fermionic fields. To read off the transformation rules associated with this Adinkra, we assign to the lowest and topmost bosonic (white) vertices, the names u and U , respectively. To the left and right fermionic (black) vertices we assign the names χ_1 and χ_2 , respectively.³

Each pair of parallel arrows describes one of two supersymmetries, one parameterized by ϵ^1 and the other by ϵ^2 . Then this diagram translates, using the precise rules described in Ref. [9] or by iterating those given in the displays (2.4) and (2.5), into the following corresponding transformation rules:

$$\begin{aligned}\delta_Q(\epsilon) u &= i \epsilon^I \chi_I , \\ \delta_Q(\epsilon) \chi_I &= \varepsilon_{IJ} \epsilon^J U + \epsilon_I \dot{u} , \\ \delta_Q(\epsilon) U &= -i \varepsilon^{IJ} \epsilon_I \dot{\chi}_J ,\end{aligned}\tag{2.7}$$

where $I = 1, 2$, the two-dimensional anti-symmetric Levi-Civita symbol ε_{IJ} satisfies $\varepsilon_{12} = \varepsilon^{12} = 1 = -\varepsilon_{21} = -\varepsilon^{21}$, and a dot represents a time derivative, *e.g.*, $\dot{u} := \partial_\tau u$. Notice that $\{Q_I, Q_J\} = 0$ for $I \neq J$ implies that the graph (2.6) must be understood as an *anti-commutative* diagram: both successive operations, $Q_1 Q_2$ and $Q_2 Q_1$ will transform the field represented by the bottom white circle into the field represented by the top one, but there will be a relative sign difference in the results. This is equivalent to the observation made in Ref. [9], that product of all *signs* in the transformation rules (2.7) around square (2.6) must be -1 .

Different $N = 2$ multiplets correspond to different choices of arrow directions on square-shaped Adinkras similar to the one shown above. Various “duality” maps, inter-connecting the distinct $N = 2$ multiplets, can be described in terms of arrow reversals and global exchanges of white vertices with black vertices; the latter are dubbed “Klein flips” (see Ref. [15]). These operations have been explained in a number of previous papers [18,19,20,9]. It is well-known that similar duality maps can be implemented via differential operations on superfields. In the following section we introduce a graph-theoretic context for the duality operations described above, enabling a more precise correspondence between these Adinkra mutations, to be followed by their superspace analogues.

Adinkras can be constructed for arbitrary N by iterating the above procedure. However, in cases where N is larger than 3, more compact diagrammatic rules are needed to render the diagrams comprehensively in a two-dimensional medium. There are different ways of accomplishing this. One methodology, espoused in Ref. [9], was to consider “folding” operations, which combines those

³Originally, Adinkras were drawn so that arrows point downward [9], to mimic the fact that in component descriptions of supermultiplets, lowest components are written first (and hence, higher on the page). This led to the unfortunate problem that “higher” components were lower on the Adinkra, and references to the “lowest” node could be ambiguous. Hence, we will use the convention that arrows should point upward. This also has the advantage that fields of higher engineering dimension are represented higher on the diagram.

vertices whose adjacent edges possess the same arrows. This system allows one to identify an interesting index associated with Adinkras, given by the minimal number of dimensions spanned by a “fully folded” Adinkra. The Adinkras which cannot be folded into a linear form Ref. [9] calls “Escheric”, for reasons explained there. The fully foldable Adinkras, which are *not Escheric*, are the subject of our present study. For reasons explained more fully below, these fully foldable, non-Escheric Adinkras are also called “engineerable”.

In a fairly obvious sense, the folding of Ref. [9] ultimately results in a maximal “compression” of each Adinkra. At times, this may not be desirable, as it obscures a possibly useful level of detail, and we briefly digress to describe another, intermediate, option. Recall that the super-multiplets that we are discussing, in 1-dimensional spacetime, may well have been obtained by dimensional reduction from a d -dimensional spacetime. The various component fields in a $\text{Spin}(1, d-1)$ super-multiplet thus become represented by corresponding sets of white or black vertices in the Adinkra. Coalescing each such set of vertices into a single corresponding vertex, we obtain an Adinkra in which the vertices represent $\text{Spin}(1, d-1)$ irreducible representations. Alternatively, one can in the same manner preserve only the massless or the massive little group, $\text{SO}(d-2)$ or $\text{SO}(d-1)$, respectively, or indeed any other symmetry group of interest. Indeed, similar graphs have appeared in the literature [12], but have been neither formalized nor used consistently. Such variations of these graphs are called equivariant Adinkras, and will be discussed in a separate effort [8].

3 A Graph-Theoretic Description of Adinkras

In the language of graph theory, an Adinkra is, in fact, a finite, directed, vertex-bipartite, edge- N -partite graph. For the benefit of readers less versed in graph theory, this terminology can be understood as follows [3,6]:

A *finite graph* (V, E, I) is a finite set of “vertices” V , a finite set of “edges” E , and an incidence function I which maps each edge to an unordered pair of vertices, $\{v, w\}$, where $v \in V$ and $w \in V$.

A finite graph is *directed* if the incidence function $I : E \rightarrow V \times V$ maps each edge to an *ordered* pair of vertices. In other words, each edge is endowed with a direction, such that the edge *points* “from” one incident vertex (the *source of that edge*), “to” the other incident vertex (the *target of that edge*). More specifically, for each edge $e \in E$, the incidence function $I(e) = (v, w)$ designates that this edge is directed from the vertex v to the vertex w .

A finite graph is *bipartite* (or alternatively *vertex-bipartite* to agree with our terminology edge- N -partite) if its vertices are partitioned into two disjoint sets V_0 and V_1 , such that every edge is incident with one vertex in V_0 and one vertex in V_1 . For our purposes, we call the vertices in V_0 bosons and the vertices in V_1 fermions. We observe that a bipartite graph has the feature that no edge can be incident with a given vertex twice.

Definition 3.1 *A finite graph is edge- N -partite if its edges are partitioned into N disjoint sets E_1, \dots, E_N , such that each vertex is incident with precisely one edge in each E_i .*

We observe that if we count an edge pointing from a vertex back to itself as being incident to that vertex twice, then this property likewise eliminates graphs with such edges.

Definition 3.2 An Adinkra is a finite, directed, bipartite, and edge- N -partite graph, that has an edge-parity assignment $\pi : E \rightarrow \mathbb{Z}_2$.

If we ignore the edge-parity assignment, the directedness of the edges, the bipartitioning of the vertices, and the partitioning of the edges, we are left with an ordinary finite graph. This graph will be called the *topology* of the Adinkra. Of course, the fact that there was a bipartitioning of the vertices and partitioning of the edges means that not all finite graphs can be a valid Adinkra topology.

The most important topology is the *cubical topology* (or more specifically the N -cubical topology), which is the topology obtained by the vertices and edges of the cube $[0, 1]^N$. This is the main case studied in Ref. [9], though also mentioned there in the case $N = 4$ is the dimensional reduction of the $d = 4$, $N = 1$ chiral superfield, whose topology is the result of taking the 4-cubical graph and identifying opposite nodes. Other topologies are possible as well for higher N .

Definition 3.3 Given two vertices a and b , a path from a to b is a finite sequence of edges e_1, \dots, e_m and a finite sequence of vertices v_0, \dots, v_m such that $v_0 = a$, $v_m = b$ and, for each i , e_i is incident with v_{i-1} and also with v_i . We call the integer m the length of the path. A path connecting two vertices is minimal if no shorter path, i.e., a path having a smaller length, exists.

Remark 3.1: A path of length $m = 0$ is a trivial, *empty* path consisting of one vertex and no edges. A path in a directed graph need not follow the direction of the arrows.

Definition 3.4 If two vertices, v and w , are connected by a path, the distance between them, $\text{dist}(v, w)$, is the length of a minimal path that connects v to w ; otherwise, $\text{dist}(v, w) = \infty$. The relation $\text{dist}(v, w) < \infty$ on vertices of the graph is an equivalence relation. The equivalence class of vertices, together with the edges that connect them in the equivalence class, is called a connected component of the graph.

Remark 3.2: The function $\text{dist}(v, w)$ defines a metric on the set of vertices of each connected component of the graph. If v and w are vertices in the same connected component, then a minimal path exists. The minimal path from any vertex to itself is the trivial path, which has no edges, so $\text{dist}(v, v) = 0$.

Definition 3.5 Given a path having edges e_1, \dots, e_m , the net ascent of this path is the number of e_i directed along the path minus the number of e_i directed against the path. If the length of the path is zero, so is the net ascent.

Definition 3.6 A target is a vertex such that every edge incident with it is directed toward it. A source is a vertex such that every edge incident with it is directed away from it.

Definition 3.7 A height assignment of a directed graph (V, E, I) is a map $\text{hgt} : V \rightarrow \mathbb{Z}$ so that for every edge going from vertex a to vertex b , $\text{hgt}(b) = \text{hgt}(a) + 1$.

Remark 3.3: While it is natural to consider integral increments for a height function, the corresponding physical concept of *engineering dimension* is the half-integral $\frac{1}{2} \text{hgt}$, plus a possible constant. This agrees with the unfortunate but well-entrenched discrepancy between half-integral and integral weights used in physics and mathematics, respectively.

A finite directed graph with a height assignment necessarily has at least one vertex of maximal height and at least one vertex of minimal height. Such vertices are targets and sources, respectively.

Definition 3.8 *A directed graph is engineerable if, given vertices a and b , any two paths connecting a and b have the same net ascent.*

Note that a directed graph is engineerable if and only if every closed path (for which $v_0 = v_m$) has net ascent zero.

Proposition 3.1 *If (V, E, I) is a directed graph, then it is engineerable if and only if there exists a height assignment for (V, E, I) .*

Proof: First note that these properties are preserved under disjoint union, and therefore it suffices to prove this for connected graphs.

Suppose hgt is a height assignment for (V, E, I) . Let a and b be vertices, and consider a path involving a sequence of edges e_1, \dots, e_m and a sequence of vertices v_0, \dots, v_m , with $a = v_0$ and $b = v_m$. For each i , we note that $\text{hgt}(v_i) - \text{hgt}(v_{i-1})$ is $+1$ if the edge is directed along the path, and -1 if the edge is directed against the path. Adding these up, we see that $\text{hgt}(b) - \text{hgt}(a)$ is the net ascent along this path, and thus the net ascent is independent of the path. Thus, the graph is engineerable.

Conversely, if the graph is engineerable, pick a vertex $v \in V$. For every vertex $w \in V$, define $\text{hgt}(w)$ to be the net ascent of a path that connects v to w . This is well-defined because the graph is engineerable. If e goes from a to b , then take any path P_1 from v to a , and append e and b to it to form the path P_2 . Now the net ascent of P_2 is one more than the net ascent of P_1 , and therefore $\text{hgt}(b) = \text{hgt}(a) + 1$. ✓

The difference between any two distinct height assignments for a given engineerable graph is a function that is constant on each connected component. For the case of bipartite graphs we can use this freedom to ensure that the height of every boson is even and the height of every fermion is odd. To do this, it suffices to choose, from each connected component, a single vertex v , and add a constant to that connected component to ensure that $\text{hgt}(v)$ is even if v is a boson, and that $\text{hgt}(v)$ is odd if v is a fermion. Then, since every edge connects a boson with a fermion, and also connects a vertex with even height to a vertex with odd height, by induction we can show that hgt is even on bosons and odd on fermions.

We conclude this section with a proposition which limits the values of heights on targets, since this condition will be needed in Section 4 below.

Proposition 3.2 *Suppose we have an engineerable Adinkra with height function hgt , and suppose s_1 and s_2 are either both targets or both sources. Then*

$$\text{dist}(s_1, s_2) > | \text{hgt}(s_1) - \text{hgt}(s_2) |. \quad (3.1)$$

Proof: To prove

$$\text{dist}(s_1, s_2) \geq | \text{hgt}(s_1) - \text{hgt}(s_2) | \quad (3.2)$$

consider a minimal path from s_1 to s_2 in the Adinkra, and let the sequence of vertices in this path be $s_1 = v_0, v_1, \dots, v_m = s_2$. Then $| \text{hgt}(v_i) - \text{hgt}(v_{i+1}) | = 1$, and when we take these for all i from 0 to $m - 1$, and add, the triangle inequality for absolute values gives the above inequality.

To prove this inequality must be strict, note that if equality holds, then all $\text{hgt}(v_i) - \text{hgt}(v_{i+1})$ must be the same, either 1 or -1 . For this to be the case, the arrows must either all point along the path, or all point against the path. Thus, s_1 and s_2 can be neither both targets nor both sources.

✓

4 The ‘Hanging Gardens’ Theorem

In this section we will prove that a given engineerable Adinkra is determined uniquely by specifying its (1) topology, (2) bipartition into bosons and fermions, (3) which vertices are targets, and (4) the height (the value of hgt) for each of these targets. This theorem suggests a usefully intuitive way to envision engineerable Adinkras, whereby the Adinkra is imagined as a collection of weighted balls corresponding to the vertices, connected by segments of string⁴ corresponding to the edges. The theorem can be visualized by suspending those balls which correspond to targets from hooks at particular heights, and allowing the rest of the balls to “hang” downward under the influence of a “gravitational pull”, but are kept in place by the strings. Naturally, a number of balls will turn out to be “locally lowest” in the sense that the strings attached to them link only upwards; these balls correspond to the sources. In this picture, each Adinkra is akin to a unique macramé-like construction, which, owing to the connection between Adinkras and superalgebras, and, in turn, between one-dimensional superalgebras and the $\mathcal{GR}(d, N)$ algebras of Ref. [17], we call a “hanging $\mathcal{GR}(d, N)$ ” or a “hanging garden”.

In Ref. [9], Adinkras were represented as cubical lattices, with lattice points connected by directed arrows. In that paper, a nexus of maps between Adinkras was described by certain operations described as AD maps, and pictured in terms of Adinkra “folding” operations. The macramé operations described in this section correspond precisely to that set of AD maps which preserve the engineerability of the Adinkras. A hanging garden is thus identical to a fully unfolded Adinkra, as defined in Ref. [9]. However, in step with the physical image of a hanging garden, we depict Adinkras so that the value of the hgt function at each vertex corresponds to the physical height of its placement. This permits us to dispense with the arrows on the edges; the Reader is welcome to reinsert them: they all point upwards. An example is presented in Fig. 1.

Let us now restate our theorem in a more formal manner, and then prove it:

⁴These strings are not to be confused with fundamental strings, the putative ultimate essential stuff of the universe; instead, they represent the supersymmetry action on the component fields represented by the balls within the supermultiplet, represented by this macramé-like depiction of the Adinkra.

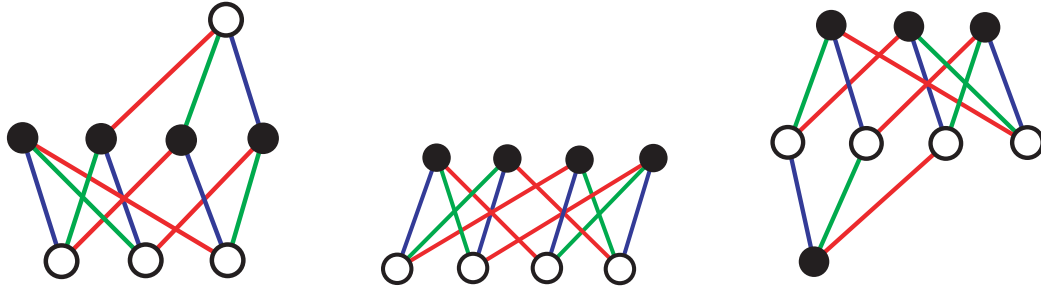


Figure 1: Three examples of $N = 3$ hanging gardens. The bipartite condition corresponds to the fact that vertices are either white (bosons) or black (fermions). The edge-3-partite condition is illustrated by coloring the edges. The directed condition of engineerable Adinkras is implicitly depicted by orienting them so that arrows always point upward. This understood, we omit the arrows.

Theorem 4.1 *Suppose we are given (1) a topology of an Adinkra (that is, a graph that could be the underlying graph of an Adinkra), (2) a bipartitioning of the vertices into bosons and fermions, (3) a subset S of the set of vertices of this graph, which consists of at least one vertex from each connected component of the graph, consisting of what we will call targets, and (4) a function h from S to \mathbb{Z} (intended to be a height assignment restricted to the set of targets) with the following properties:*

1. *That h applied to bosons is even,*
2. *That h applied to fermions is odd, and*
3. *That for every pair of distinct elements s_1 and s_2 of S ,*

$$\text{dist}(s_1, s_2) > |h(s_1) - h(s_2)|, \quad (4.1)$$

which is the condition given by (3.1).

Then there exists an engineerable Adinkra which has the given topology, whose set of targets is S , and which has a height assignment hgt which is an extension of h to the set of all vertices. Furthermore, this is the unique Adinkra with this topology, this set of targets, and the given values of hgt on these targets.

Proof: Let (V, E, I) be a bipartite graph, and let $S \subset V$. Suppose we are given a map $h : S \rightarrow \mathbb{Z}$ whereby h applied to bosons is even and h applied to fermions is odd, and satisfying condition (4.1) for each possible choice $s_1, s_2 \in S$ with $s_1 \neq s_2$.

We may we define hgt as follows:

$$\text{hgt}(v) = \max_{s \in S} (h(s) - \text{dist}(v, s)) . \quad (4.2)$$

We will demonstrate presently that the function hgt , as defined in (4.2) meets the criterion for a height assignment, as given in Definition 3.7.

Between two bosons or two fermions, dist is even, and between a boson and a fermion, dist is odd. Thus, since h sends bosons to even integers and fermions to odd integers, owing to the definition (4.2), the map hgt also sends bosons to even integers and fermions to odd integers.

Since (V, E, I) is bipartite, two vertices v and w , connected by an edge e , cannot be of the same type; that is if v is a boson then w must be a fermion, and vice-versa. Thus, based on the conclusion in the preceding paragraph, $\text{hgt}(v)$ and $\text{hgt}(w)$ cannot be equivalent modulo two, and are therefore unequal. Without loss of generality we choose $\text{hgt}(v) < \text{hgt}(w)$.

Let $s \in S$ be such that $h(s) - \text{dist}(v, s)$ is maximal, and let $t \in S$ be such that $h(t) - \text{dist}(w, t)$ is maximal.

Let P be a minimal path from t to w , and let P' be the path from t to v obtained by appending e to the terminus of P . The length of P' , given by $\text{dist}(t, w) + 1$, must be at least as large as $\text{dist}(t, v)$. Thus:

$$\begin{aligned}
\text{hgt}(v) &= h(s) - \text{dist}(v, s) , \\
&\geq h(t) - \text{dist}(v, t) , \\
&\geq h(t) - (\text{dist}(t, w) + 1) , \\
&= (h(t) - \text{dist}(t, w)) - 1 , \\
&= \text{hgt}(w) - 1 .
\end{aligned} \tag{4.3}$$

Here, the first line follows from (4.2) because s is, by definition, a vertex which maximizes this quantity. The second line follows for the same reason. We pass to the third line using the aforementioned result $\text{dist}(t, w) + 1 \geq \text{dist}(t, v)$. We pass to the fourth line by rearranging terms, and we pass to the final line using (4.2).

Since the function hgt takes values in \mathbb{Z} , and since we have determined in (4.3) that $\text{hgt}(v) \geq \text{hgt}(w) - 1$, it follows that the equality holds, i.e., that

$$\text{hgt}(v) = \text{hgt}(w) - 1 . \tag{4.4}$$

If we choose the direction of edge e from v to w , and if this procedure is applied to all edges, then (4.4) satisfies the criterion, given in Definition 3.7, needed to verify that the function hgt , as defined in (4.2) is, in fact, a height assignment.

Now consider a vertex $s \in S$. Let t be such that $h(t) - \text{dist}(t, s)$ is maximal. Then $h(t) - \text{dist}(t, s) \geq h(s) - \text{dist}(s, s) = h(s)$. Thus, $|h(t) - h(s)| \geq \text{dist}(t, s)$, in violation of criterion (4.1), unless $s = t$. It follows that s is the unique element t of S that maximizes $h(t) - \text{dist}(t, s)$, and therefore that $\text{hgt}(s) = h(s)$, for any $s \in S$.

Now consider a vertex $s \in S$, and suppose it is not a target. Then there exists an edge e directed from s to another vertex w , and $\text{hgt}(w) = \text{hgt}(s) + 1$. Let $t \in S$ be such that $h(t) - \text{dist}(t, w)$ is maximal, and thus equal to $\text{hgt}(w) = \text{hgt}(s) + 1$. The previous paragraph proves that $h(t) - \text{dist}(t, s) < \text{hgt}(s)$, and, putting this all together, we get $\text{dist}(t, w) + 1 < \text{dist}(t, s)$. On the other hand, since we can take a minimal path from t to w and append the edge e , we have $\text{dist}(t, s) \leq \text{dist}(t, w) + 1$. This is a contradiction, and thus, every element of S is a target.

Let v be any vertex and $s \in S$ be such that $h(s) - \text{dist}(v, s)$ is maximal. Let P be a minimal path joining s to v . Let e be the penultimate edge of P and w the penultimate vertex of P . Let P' be the path resulting from deleting the last edge and vertex from P . Now P' must be a minimal path joining s to w , or else P would not be minimal. Thus, $\text{dist}(w, s) = \text{dist}(v, s) - 1$, and therefore $\text{hgt}(v) = \text{hgt}(w) - 1$. Proceeding likewise, we see that P consists only of edges directed against the path.

To prove that every target is an element of S , consider a vertex $v \notin S$. Let $s \in S$ and P be a path as in the previous paragraph. Then P will be a path that ends in an edge directed away from v , so that v is not a target.

To show that all directed engineerable Adinkras arise in this way, suppose (V, E, I) is directed and engineerable. Then there exists a height assignment $\text{hgt} : V \rightarrow \mathbb{Z}$, and a set of targets S . Note that every connected component of the graph contains at least one target. Define $h : S \rightarrow \mathbb{Z}$ to be the restriction of hgt to S , and let

$$\text{hgt}'(v) = \max_{s \in S} (h(s) - \text{dist}(s, v)). \quad (4.5)$$

First consider two targets $s_1, s_2 \in S$, and without loss of generality assume $\text{hgt}(s_1) \leq \text{hgt}(s_2)$. Consider a minimal path P from s_1 to s_2 . Let u be the number of edges in P directed along the path and d the number of edges of P directed against the path (in the original graph, not the one constructed with hgt'). Then $|h(s_2) - h(s_1)| = u - d \leq u + d = \text{dist}(s_1, s_2)$, where equality can only happen if $d = 0$. But that requires that the first edge in the path P must go away from s_1 , and thus that s_1 is not a target. Therefore

$$|h(s_2) - h(s_1)| < \text{dist}(s_1, s_2). \quad (4.6)$$

Now we wish to show that $\text{hgt} = \text{hgt}'$. For every vertex $v \in V$, if it is a target, then $\text{hgt}'(v) = h(v) = \text{hgt}(v)$. If it is not a target, construct a path P from v , along edges directed along the path, until no such edges are available at the current vertex (*i.e.*, until a target s is reached). This process is finite because the graph is finite and hgt increases at each step. Then the length of P is $\text{hgt}(s) - \text{hgt}(v)$. Since (V, E, I) is engineerable, all other paths from v to s must have the same net ascent, and, since P has only edges directed along the path, all other paths from v to s must be at least as long. Thus, $\text{dist}(s, v)$ is the length of P , which is $\text{hgt}(s) - \text{hgt}(v) = h(s) - \text{hgt}(v)$. Thus,

$$\text{hgt}(v) = h(s) - \text{dist}(s, v) \leq \text{hgt}'(v). \quad (4.7)$$

On the other hand, let $t \in S$ be such that $h(t) - \text{dist}(t, v)$ is maximal, and let Q be a minimal path from v to t . Let u be the number of edges in Q that go along the path and let d be the number that go against it (in the original directed graph, not the one constructed with hgt'). Then $\text{dist}(t, v) = u + d$ and $\text{hgt}(t) - \text{hgt}(v) = u - d$, and

$$\text{hgt}'(v) = \text{hgt}(t) - \text{dist}(t, v) = \text{hgt}(v) - 2d \leq \text{hgt}(v). \quad (4.8)$$

Therefore $\text{hgt}(v) = \text{hgt}'(v)$.

Now suppose we have two engineerable bipartite directed graphs that have the same topology, and suppose they have the same set of targets S , and initial height function $h : S \rightarrow \mathbb{Z}$. We can

use this procedure to obtain a height function hgt' (obviously the same in both cases) which is a height assignment for both directed graphs, and thus the directed graphs must be equal. \checkmark

A virtually identical proof establishes:

Corollary 4.2 *Suppose we are given (1) a topology of an Adinkra, (2) a bipartitioning of the vertices into bosons and fermions, (3) a subset S of the set of vertices of this graph, which consists of at least one vertex from each connected component of the graph, and (4) a function h from S to \mathbb{Z} with the following properties:*

1. *That h applied to bosons is even,*
2. *That h applied to fermions is odd, and*
3. *That for every pair of distinct elements s_1 and s_2 of S ,*

$$\text{dist}(s_1, s_2) > |h(s_1) - h(s_2)|, \tag{4.9}$$

which is the condition given by (3.1).

Then there exists an engineerable Adinkra which has the given topology, whose set of sources is S , and which has a height assignment hgt which is an extension of h to the set of all vertices. Furthermore, this is the unique Adinkra with this topology, this set of sources, and the given values of hgt on these sources.

5 ‘Vertex Raising’ and ‘Vertex Lowering’ Operations

In this section we introduce operations, which we call vertex raising and vertex lowering operations, which change the height of the placement of some of the vertices in a given hanging garden. In the following section we explain how these operations generate maps connecting all possible engineerable Adinkras of the same topology, starting from any given representative. This is analogous to the concept of a root-tree espoused in Ref. [9], which groups supersymmetric multiplets *via* interconnections generated by transformations encoded by Adinkra folding operations.

Given any bipartite graph (V, E, I) , and a vertex $v \in V$, we can use the above construction to direct the edges in E so that v is the only target. The result is that the hgt function is determined simply by distance from v (up to a constant $\text{hgt}(v)$). Intuitively, this is the result of hanging the graph on a single hook at v .

Definition 5.1 *An engineerable directed bipartite graph (V, E, I) is called one-hooked if there is only one target $v \in V$. In this case, the graph is said to be hooked on v .*

Given a bipartite graph (V, E, I) and a vertex $v \in V$, the graph *one-hooked* on v is the unique engineerable directed bipartite graph which has as the same topology, but such that v is the only target.

Suppose we have an engineerable directed bipartite graph (V, E, I) and v is a target. We may change the orientation of all the arrows incident with v , producing a related, engineerable, directed bipartite graph. Equivalently, in a hanging garden, we can hook all the vertices w_i for which $\text{dist}(v, w_i) = 1$, and unhook v , letting it drop by its weight. This operation is called a *vertex lowering*.

This operation affects the height function by reducing the height of v by two, turning it into a source, and leaving the height of all other vertices unchanged. Also, some of the w_i 's may become new targets. Graphically, in terms of hooks, we are pushing down a local maximum, though perhaps creating other local maxima nearby.

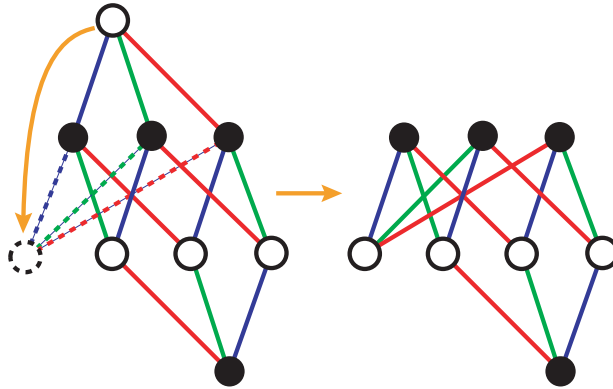


Figure 2: An example of the vertex lowering operation, creating a new Adinkra by lowering the single white vertex on the top. Notice that all three black vertices that are at distance 1 from this vertex have become targets (*i.e.*, are local summits).

There is also the notion of a *vertex raising* which can only apply to a source v' (*i.e.*, a vertex v' all of whose incident edges are directed away from v'). The effect of a vertex raising is to turn v' into a target, to alter hgt only on v' (increasing it by two), and perhaps to turn some of the w'_i for which $\text{dist}(v', w'_i) = 1$ into sources; an example of this is shown in Fig. 3.

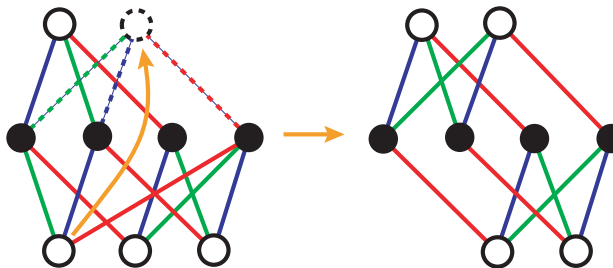


Figure 3: An example of the vertex raising operation, creating another Adinkra from one of those shown in Figure 1, by raising one of the lower, white vertices up to the top level.

Note that this is a restricted version of one of the two notions of the so-called *automorphic duality* mentioned in Ref. [9]. We propose a new use of the term automorphic duality, as follows: Let (V, E, I) be a directed graph, and consider (V, E, I') the directed graph that results from reversing the orientations of all the edges. If (V, E, I) was engineerable before, with height assignment hgt , then (V, E, I') will be engineerable, with height assignment $-\text{hgt}$.

We will now see how vertex lowerings and raisings can be used to relate all engineerable directed bipartite graphs that have the same topology.

Theorem 5.1 *Let (V, E, I) be a finite engineerable directed bipartite graph, and let $v \in V$ be any vertex. Then there is a sequence of vertex lowerings that takes (V, E, I) to a graph of the same topology, one-hooked on v .*

Proof: Choose a height assignment $\text{hgt} : V \rightarrow \mathbb{Z}$. Let S be the set of targets for (V, E, I) , and let S' be $S - \{v\}$. (If v is not contained in S , then we take $S' = S$.) If S' is empty, we are done. Suppose S' is not empty. Let M be the largest value of hgt restricted to S' . The elements of S' where M is achieved are targets, and therefore a vertex lowering is allowed on each. The result is a new directed graph with height assignment, but now M is smaller. Note that $\text{hgt}(v)$ is unchanged via this procedure.

Continue to iterate this procedure. The process must terminate since M cannot be less than $\text{hgt}(v) - \max_{w \in V} \text{dist}(v, w)$. The only way for this to terminate is if S' is empty at some stage, in which case v is the only target. ✓

Corollary 5.2 *Starting from a one-hooked graph, it is possible to obtain any other engineerable directed graph of the same topology by a series of vertex raisings.*

Proof: Use the sequence guaranteed in the previous theorem, and operate them in reverse. ✓

Consider a one-hooked graph, and reverse the arrows, replacing hgt with $-\text{hgt}$. The result has one source. There are corresponding results analogous to the ones above in this situation.

Now for every topology, we consider the following engineerable directed graph, called the *base Adinkra* in Ref. [9], and in the cubical case corresponding to $\mathcal{GR}(d, N)$ algebras in Ref. [17]. Choose as sources all the bosons, and define their heights to all be 0. Equivalently, we can choose as targets all the fermions, and define their heights to all be 1. By Theorem 4.1 or Corollary 4.2, there is a unique engineerable directed graph with this characterization.

Theorem 5.3 *Let (V, E, I) be a finite engineerable directed bipartite graph. Then there is a sequence of vertex lowerings that takes (V, E, I) to the corresponding base Adinkra of the same topology. There is also a sequence of vertex raisings that takes (V, E, I) to that base Adinkra.*

Proof: Choose a height assignment $\text{hgt} : V \rightarrow \mathbb{Z}$. Let the smallest and largest values of hgt on V be denoted m and M , respectively. Since fermions and bosons may not have the same value of hgt , $M \geq m + 1$. Let S be the set where the height M is achieved.

The elements of S are targets, and therefore a vertex lowering is allowed on each. The result is a new directed graph with height assignment, but now M is smaller because there are no longer any vertices at height M . Note that if $M \geq m + 2$, then the vertices that used to be at level M are at level $M - 2$, which is at least m . So in this case m will not change, but M decreases. Eventually, then, $M = m + 1$, and the vertices have two heights: bosons on one height and fermions on the other. If the fermions are of height m and bosons of height $M = m + 1$, then we iterate this procedure again, and the fermions will be of height $m + 1$ and bosons of height m . This is the base Adinkra.

To find the sequence of vertex raisings, do the above on the automorphic dual of (V, E, I) . We reverse the automorphic duality on this sequence. The result describes a sequence of vertex raisings that takes (V, E, I) to the automorphic dual to the base Adinkra, whereby all the fermions are sources. If we vertex raise all the fermions once, the result will be the base Adinkra. ✓

Corollary 5.4 *Any two engineerable directed bipartite graphs of the same topology type can be related through a finite sequence of vertex raisings.*

Proof: Take the first directed graph and apply the above theorem to find a sequence of vertex raisings to the base Adinkra. Take the second directed graph and apply the above theorem to find a sequence of vertex lowerings to the base Adinkra, then reverse these operations. The result is a sequence of vertex raisings that turn the base Adinkra into the second directed graph. The composition of the first sequence to this reverse second sequence will turn the first directed graph into the second. ✓

Remark 5.1: Since vertex raising and lowering does not change the topology, it follows that all the Adinkras which can be obtained one from another through vertex raising and lowering have the same topology. This provides a coarse classification of Adinkras, and prompts the following definition:

Definition 5.2 *The collection of Adinkras for any given N that have the same topology, is called a family of Adinkras; individual Adinkras within a family are called members of the family. The minimal number of vertex raisings or lowerings that connects two members in a family is their (kinship) distance. These names extend to the corresponding supermultiplets and superfields.*

6 Superderivative Superfields and Vertex Raising

The vertex raising and vertex lowering operations described in the previous section provide a graph-theoretic basis for maps interconnecting supermultiplets. As is well known, there exist established superspace methods for accomplishing similar goals. In this section we examine how superderivative operations are alternatively described by vertex raises, and how the latter can be used to generate a sequence including each irreducible supersymmetry representation for a given value of N .

6.1 (1|N) Superspace

Superspace generally is the linear space given by d real commuting coordinates x^0, \dots, x^{d-1} , and N real anticommuting coordinates $\theta^1, \dots, \theta^N$. As standard [4,13], we will call this superspace $\mathbb{R}^{d|N}$. In our case, the superspace on which our fields are defined is $\mathbb{R}^{1|N}$, and we will sometimes call this (1|N) superspace. As before, we denote the single time-like coordinate on \mathbb{R}^1 by τ .

We will start with two kinds of superfields, called a *scalar superfield* and a *spinor superfield*. A scalar superfield is a function from superspace to $\mathbb{R}^{1|0}$, and a spinor superfield is a function from superspace to $\mathbb{R}^{0|1}$.

More generally, we can consider functions from $\mathbb{R}^{1|N}$ to $\mathbb{R}^{M_0|M_1}$, but these can be thought of as an $(M_0 + M_1)$ -tuple of superfields: the first M_0 of them scalar superfields, and the other M_1 of them spinor superfields.

Let $\mathcal{F}_0^N = C^\infty(\mathbb{R}^{1|N}, \mathbb{R}^{1|0})$ be the set of scalar superfields and $\mathcal{F}_1^N = C^\infty(\mathbb{R}^{1|N}, \mathbb{R}^{0|1})$ be the set of spinor superfields.

We define the differential operators Q_I on superfields as follows:

$$Q_I = i \partial_I + \delta_{IK} \theta^K \partial_\tau, \quad (6.1)$$

where $\partial_I := \partial/\partial\theta^I$ are the fermionic derivatives. When acting on superfields $\mathbb{U}(\tau; \theta^1, \dots, \theta^N) \in \mathcal{F}_a^N$ for $a = 0, 1$, these superspace differential operators satisfy the algebra (2.1)–(2.3):

$$\begin{aligned} \{Q_I, Q_J\} \mathbb{U}(\tau; \theta) &= \{i \partial_I + \delta_{IK} \theta^K \partial_\tau, i \partial_J + \delta_{JL} \theta^L \partial_\tau\} \mathbb{U}(\tau; \theta), \\ &= +2i \delta_{IJ} \partial_\tau \mathbb{U}(\tau; \theta), \end{aligned} \quad (6.2)$$

$$[-i\epsilon_1 Q_I, -i\epsilon_2 Q_J] \mathbb{U}(\tau; \theta) = \epsilon_1 \epsilon_2 \{Q, Q\} \mathbb{U}(\tau; \theta) = 2i\epsilon_1 \epsilon_2 \delta_{IJ} \partial_\tau \mathbb{U}(\tau; \theta). \quad (6.3)$$

and therefore \mathcal{F}_0^N and \mathcal{F}_1^N are representations of the (1|N) supersymmetry algebra.

The oppositely twisted [29] superspace derivatives,

$$D_I = \partial_I + i \delta_{IK} \theta^K \partial_\tau, \quad (6.4)$$

anticommute with the Q_I , commute with $\epsilon^I Q_I$, and are therefore invariant under supersymmetry.⁵

The relevance for us will be that each D_I is a linear operator that maps \mathcal{F}_0^N to \mathcal{F}_1^N and vice-versa that is actually a homomorphism of representations of the supersymmetry algebra.

6.2 The Adinkra of a superfield

To think of a superfield in Adinkra terms, we need to consider superfields as a collection of functions of τ . This can be done by examining what are called *component fields* of a superfield.

As is well known [14,4], a superfield (whether scalar or spinor) $\mathbb{U}(\tau; \theta^1, \dots, \theta^N)$ may be formally expanded over the fermionic coordinates θ^I .

$$\mathbb{U} = \sum_{\substack{\{I_1, \dots, I_k\} \subset \{1, \dots, N\} \\ I_1 < \dots < I_k}} U_{I_1, \dots, I_k}(\tau) \theta^{I_1} \dots \theta^{I_k}. \quad (6.5)$$

⁵Note that the so-defined D_I satisfy the same algebra (6.2) as the Q_I .

Each $U_{I_1, \dots, I_k}(\tau)$ is either an $\mathbb{R}^{1|0}$ - or $\mathbb{R}^{0|1}$ -valued function over \mathbb{R} , and corresponds to a bosonic or fermionic component field, respectively.

Another way to obtain the components of a superfield is to use the *invariant projection* [14], and this is how we will define the components of the superfield:

Definition 6.1 (Components) For any subset $\mathcal{I} = \{I_1, \dots, I_k\}$ of $\{1, \dots, N\}$ with

$$I_1 < I_2 < \dots < I_k \tag{6.6}$$

we define on the space of superfields the superderivative operator

$$D_{\mathcal{I}} := D_{[I_k \dots D_{I_1}]} \tag{6.7}$$

and the projection operator

$$\pi_{\mathcal{I}}\mathbb{U} := D_{\mathcal{I}}\mathbb{U} | \tag{6.8}$$

where the final $|$ means evaluation at $\theta^1 = \dots = \theta^N = 0$.

The components of \mathbb{U} are then

$$U_{\mathcal{I}} := U_{I_1, \dots, I_k} := \pi_{\mathcal{I}}\mathbb{U} |. \tag{6.9}$$

Remark 6.1: Note that the D_I 's in the superderivative operator $D_{\mathcal{I}}$ (6.7) occur in decreasing order in I , for convenience in computation, since the θ^I 's are in increasing order in I in the component expansion (6.5). Furthermore, this projection method applies to all expressions and equations involving superfields, and is the only method of obtaining component-level information within this formalism; see also Appendix A.

Now it is clear that these are all of the components of the superfield \mathbb{U} . To find the corresponding Adinkra, for every subset $\mathcal{I} \subset \{1, \dots, N\}$, we place a node corresponding to $U_{\mathcal{I}}$ in \mathbb{R}^N at (y_1, \dots, y_N) , where for all I , $y_I = 1$ if $I \in \mathcal{I}$, and $y_I = 0$ if $I \notin \mathcal{I}$. The node is bosonic if the superfield is a scalar superfield and the number of elements of \mathcal{I} is even, or if the superfield is a spinor superfield and the number of elements of \mathcal{I} is odd. It is fermionic otherwise.

We then examine the effect of Q_I . From the perspective of (6.5) it is clear that Q_I takes components without θ^I and differentiates them while putting these into components with θ^I , and takes components with θ^I and sends them to components without θ^I . It thus connects vertices which differ only in the I th component, and draws an arrow from $(y_1, \dots, y_{I-1}, 0, y_{I+1}, \dots, y_N)$ to $(y_1, \dots, y_{I-1}, 1, y_{I+1}, \dots, y_N)$. The sign is taken as plus or minus depending on the parity of I .

Therefore, the Adinkra for the superfield representation is an N -dimensional cubical Adinkra, with one source (the U_{\emptyset} component) which is bosonic if and only if the superfield is a scalar superfield, and one target (the $U_{1, \dots, N}$ component), which has the same statistics as the source node if N is even, and the opposite if N is odd.

It will be convenient to define a few standard set-theoretic notational conventions. Given a finite set \mathcal{I} , we denote the number of elements of \mathcal{I} as $\#\mathcal{I}$. Given two sets \mathcal{I} and \mathcal{J} , the *symmetric difference* $\mathcal{I}\Delta\mathcal{J}$ is the set of elements that are in \mathcal{I} or \mathcal{J} but not both.

We can put together a height assignment and distance function. It is particularly convenient to find the height assignment because superfields have engineering degrees. Since a height assignment is supposed to be twice the engineering degree, up to an additive constant, and since each D_I has engineering degree $1/2$, we can define a height assignment as follows:

Definition 6.2 *For every component field $U_{\mathcal{I}}$ of the unconstrained superfield \mathbb{U} , define*

$$\text{hgt}_0(U_{\mathcal{I}}) = \#\mathcal{I}. \quad (6.10)$$

Given two component fields $U_{\mathcal{I}}$ and $U_{\mathcal{J}}$, define

$$\text{dist}_0(U_{\mathcal{I}}, U_{\mathcal{J}}) = \#(\mathcal{I}\Delta\mathcal{J}). \quad (6.11)$$

It is straightforward to show that hgt_0 satisfies the definition of a height assignment as given in Definition 3.7 in Section 3, and that dist_0 coincides with Definition 3.4.

Remark 6.2: Note that these are the only Adinkras with one source, which is easy to see by the transitive symmetry of the N -cube.

In the remainder of this paper, we will show how, given a cubical Adinkra, we can recreate the supermultiplet by applying constraints on M -tuples of superfields. Although we do not have an algorithm to deal with Adinkras that are quotients of cubes, we note that if we have an Adinkra with such a topology, we should look at all the one-source Adinkras that can be made from such a topology, and if we can construct these from constraining superfields, then the remainder of this paper suffices to explain how the supermultiplet for the given Adinkra could be constructed from constraining these superfields further.

6.3 The case $N = 1$

For $N = 1$, superspace is determined by its coordinates (τ, θ) . The supercharge operator and the superspace derivative are given, respectively, by

$$Q = i\partial_{\theta} + \theta \partial_{\tau}, \quad (6.12)$$

$$D = \partial_{\theta} + i\theta \partial_{\tau}. \quad (6.13)$$

6.3.1 $N = 1$ Superfields

There are two distinct $(1|1)$ superfields: a scalar superfield Φ , and a spinor superfield Λ , with component fields defined by projection [14]:

$$\phi := \Phi|, \quad i\psi := D\Phi|; \quad (6.14)$$

$$\lambda := \Lambda|, \quad B := D\Lambda|. \quad (6.15)$$

The judicious factor of i in the definitions (6.14)–(6.15) ensure that the component fields ϕ, ψ, λ, B are all real. One may also reassemble the component fields into the θ -expansions:

$$\Phi = \phi + i\theta\psi, \quad (6.16)$$

$$\Lambda = \lambda + \theta B. \quad (6.17)$$

The supersymmetry transformation rules on component fields are extracted by projecting the component equations of $\delta_Q(\epsilon)\Phi = -i\epsilon Q\Phi$ and $\delta_Q(\epsilon)\Lambda = -i\epsilon Q\Lambda$, and are shown here together with the corresponding Adinkras:

$$\left. \begin{array}{l} \delta_Q \phi = i\epsilon\psi \\ \delta_Q \psi = \epsilon\dot{\phi} \end{array} \right\} \iff \begin{array}{c} \bullet \\ \uparrow \\ \circ \end{array}, \quad (6.18)$$

and

$$\left. \begin{array}{l} \delta_Q \lambda = \epsilon B \\ \delta_Q B = i\epsilon\dot{\lambda} \end{array} \right\} \iff \begin{array}{c} \circ \\ \uparrow \\ \bullet \end{array}. \quad (6.19)$$

These transformation rules are of course identical to (2.4) and (2.5), respectively.

Note that the scalar and spinor superfields defined above can be defined in superspace modulo an overall multiplicative phase factor. For instance, the definitions (6.14)–(6.15) and the expansions (6.16)–(6.17) may be generalized into:

$$\Phi_\alpha = e^{i\alpha}(\phi + i\theta\psi), \quad (6.20)$$

$$\Lambda_\alpha = e^{i\alpha}(\lambda + \theta B). \quad (6.21)$$

The original definitions correspond to the choice $\alpha = 0$. The supersymmetry transformation rules for the component fields, extracted as above, are independent of the constant α , whence the members of such 1-parameter families of superfields are considered equivalent. Regardless of the value of α , it is possible to choose ϕ and B to be real bosons, and ψ and λ to be real fermions, so that Φ_α and Λ_α may be regarded as real superfields. Thus, in all depictions of the representation of supersymmetry—by component fields, by Adinkras, or as superfields—the constant α is irrelevant. Similarly, we can redefine the sign of each component field separately, inducing appropriate sign changes in the component transformation rules, but without changing their overall structure. Finally, we may specify a superfield as an ordered sequence of its component fields, listing them by non-decreasing engineering dimensions, with groups of equal engineering dimension and statistics separated by semicolons, as in $\Phi = (\phi; \psi)$ and $\Lambda = (\lambda; B)$, understanding that the component fields are functions of time.

6.3.2 $N = 1$ Superderivative Superfields

The superderivative operator D induces maps on the space of superfields. It is instructive to interpret these in terms of Adinkra operations. For instance, consider the following map, applied to the scalar multiplet Φ_0 ,

$$D : \Phi_0 \rightarrow (D\Phi_0) = i(\psi; \dot{\phi}). \quad (6.22)$$

The image of this map is a spinor superfield, since its lowest component, $i\psi$, is a spinor. It is akin to $\Lambda_{\pi/2}$ described in (6.21), and we denote this superfield as $\tilde{\Lambda}_{\pi/2}$. The identifications are:

$$(D\Phi_0) =: \tilde{\Lambda}_{\pi/2} , \quad \begin{cases} \tilde{B} := \dot{\phi} , \\ \tilde{\lambda} := \psi . \end{cases} \quad (6.23)$$

The phase-shift in the α phase being irrelevant to the component fields and the Adinkras, we can represent equation (6.22) symbolically as follows,



and has the obvious effect of raising the bosonic, white vertex. The dot on this raised vertex on the right-hand side of the map reminds that it corresponds to the component field $\dot{\phi}$, which plays the rôle of the higher component on the right-hand side of (6.22). The “ \times ” represents the constant $\phi(0)$, which is annihilated under the D map, and so is “left behind” in the vertex raising. The kernel of this D map is then precisely this constant, $\ker(D) = \phi(0)$, whereas $(D\Phi_0)$ may be identified with the *equivalence class* with respect to such shifts:

$$\text{im}(D) = (D\Phi_0) \stackrel{D}{\simeq} \{\Phi_0 \equiv \Phi_0 + (c; 0)\} . \quad (6.25)$$

Note that this isomorphism, denoted ‘ $\stackrel{D}{\simeq}$ ’, consists of a straightforward identification of the fermionic components, $\lambda(\tau) = \psi(\tau)$, but a derivative identification of the bosonic components, $B(\tau) = \dot{\phi}(\tau)$, corresponding to the *vertex raising*. In this symbolic Adinkra map, the fermionic vertex remains at the same height, as the D map identifies the corresponding component fields. We can, therefore, identify this map with the raising of the lowest, bosonic vertex two levels up (and then placing a derivative on the vertex). This is the simplest example showing how vertex raising operation can be interpreted as a superspace derivative, and *vice versa*.

The dot on the bosonic vertex on the right-hand side of the Adinkra map (6.24) provides information only in reference to the indicated mapping. Considering the right-hand-side 2-vertex Adinkra and the corresponding superfield all by itself, this dot is meaningless: within a multiplet that does not contain $\phi(\tau)$ itself, we can always *rename* $\dot{\phi}(\tau)$ into $B(\tau)$. Turning this around, the combined operation is tantamount to re-writing $\phi(\tau) := \int^\tau B(\tau') d\tau'$, and then expressing the superfield on the left, $(\phi(\tau); \psi(\tau))$, as $(\int^\tau B(\tau') d\tau'; \psi(\tau))$ —which is defined up to the integration constant: this is precisely the equivalence class in (6.25). In this sense, the constant mode represented by the “ \times ” in the diagram (6.24) may then be identified with this integration constant. This effectively performs a *vertex lowering*: it is equivalent to reversing the direction of the vertical arrow in the right hand Adinkra, and then rotating the graph so that the arrow points up, as per the hanging garden convention. This operation is of course inverse to the one represented by the horizontal arrow in the diagram (6.24). The nexus of Adinkra maps generated by arrow reversals is discussed in some detail in Ref. [9]; here we uncover some more of its structure.

6.3.3 Supercovariant Mapping of Superfields

It will be useful to use the information obtained from the above analysis of the mapping (6.22), and reinterpret this basic transformation in terms of so-called *diagram chasing* technique of homological algebra.

We note that mapping of superfields $D : \Phi_0 \rightarrow \Lambda_{\pi/2}$ is covariant with respect to supersymmetry since D is invariant, and both Φ_0 and $\Lambda_{\pi/2}$ are representations of supersymmetry. Without using anything else from the above analysis, we know that this map fits into an *exact sequence*:

$$0 \rightarrow A \xrightarrow{\iota} \Phi_0 \xrightarrow{D} \tilde{\Lambda}_{\pi/2} \xrightarrow{\varpi} \Omega \rightarrow 0, \quad (6.26)$$

where ι is an injection so $A := \ker(D)$, and $\Omega := \text{cok}(D)$ since ϖ is a surjection. The auxiliary superfields introduced here, A and Ω , are another scalar and spinor superfield, akin to Φ and Λ , respectively. This mapping of superfields may be detailed as follows:

$$\begin{array}{ccccccc}
 \vdots & & \vdots & & \vdots & & \vdots \\
 \uparrow Q & & \uparrow Q & \nearrow D_{(\frac{3}{2})} & \uparrow Q & & \uparrow Q \\
 0 \longrightarrow \dot{\alpha}(\tau) & \xrightarrow{\iota_{(3/2)}} & \dot{\psi}(\tau) & \xrightarrow{\sim} & \dot{\tilde{\lambda}}(\tau) & \xrightarrow{\varpi_{(3/2)}} & \dot{\omega}(\tau) \longrightarrow 0, \\
 \uparrow Q & & \uparrow Q & \nearrow D_{(1)} & \uparrow Q & & \uparrow Q \\
 0 \longrightarrow \dot{a}(\tau) & \xrightarrow{\iota_{(1)}} & \dot{\phi}(\tau) & \xrightarrow{\sim} & \dot{\tilde{B}}(\tau) & \xrightarrow{\varpi_{(1)}} & \dot{W}(\tau) \longrightarrow 0, \\
 \uparrow Q & & \uparrow Q & \nearrow D_{(\frac{1}{2})} & \uparrow Q & & \uparrow Q \\
 0 \longrightarrow \alpha(\tau) & \xrightarrow{\iota_{(1/2)}} & \psi(\tau) & \xrightarrow{\sim} & \tilde{\lambda}(\tau) & \xrightarrow{\varpi_{(1/2)}} & \omega(\tau) \longrightarrow 0, \\
 \uparrow Q & & \uparrow Q & \nearrow D_{(0)} & \uparrow & & \uparrow \\
 0 \longrightarrow a(\tau) & \xrightarrow{\iota_{(0)}} & \phi(\tau) & & 0 & & 0 \\
 \uparrow & & \uparrow & & & & \\
 0 & & 0 & & & &
 \end{array} \quad (6.27)$$

where the component fields and their derivatives, obtained by iterative application of Q , indicated by vertical arrows in blue, have been stacked in height to represent their engineering dimensions. The superfield maps, ι, D, ϖ are accordingly separated into their components, and are here labeled by the engineering dimensions of the fields upon which they act; we have used the above-discussed liberty of setting the engineering dimension of $\phi(\tau)$, the lowest component of Φ , to zero, as a convenient reference point. The action of the D map increases the engineering dimension by $\frac{1}{2}$ so that the engineering dimensions of the component fields of $\tilde{\Lambda}_{\pi/2}$ and Ω are by $\frac{1}{2}$ higher than their counterparts in A and Φ_0 . This forces $\tilde{\lambda}(\tau)$ to have engineering dimension $\frac{1}{2}$, so $B(\tau)$ must have its engineering dimension equal to 1. The actions of ι and ϖ being the obvious ones, preserving the engineering dimension, this fixes the engineering dimensions of the component fields of A and Ω as indicated by their placement in (6.27).

The dotted, red arrows represent isomorphic equivalence maps in the superfield formulation, where component fields are defined only up to additive time-derivatives of other component fields; the dotted arrows thus represent the “ $D - Q$ ” difference maps. Note that the ‘lowest-lying’ such map, at engineering level $\frac{1}{2}$, identifies $\tilde{\lambda}(\tau) \simeq \psi(\tau)$. The next dotted arrow, at the engineering level

1, identifies $\tilde{B}(\tau) \simeq \dot{\phi}(\tau)$, and so on. Since all dotted maps represent isomorphisms, it follows that $\alpha(\tau), \dot{a}(\tau), \omega(\tau)$ and $W(\tau)$ all vanish. This reduces (6.27) to:

$$\begin{array}{ccccccc}
& & & \vdots & & \vdots & \\
& & & \uparrow Q & \nearrow D_{(\frac{3}{2})} & \uparrow Q & \\
0 & \xrightarrow{\iota_{(3/2)}} & \dot{\psi}(\tau) & \xrightarrow{\sim} & \tilde{\lambda}(\tau) & \xrightarrow{\varpi_{(3/2)}} & 0 \\
& & \uparrow Q & & \uparrow Q & & \\
0 & \xrightarrow{\iota_{(1)}} & \dot{\phi}(\tau) & \xrightarrow{\sim} & \tilde{B}(\tau) & \xrightarrow{\varpi_{(1)}} & 0 \\
& & \uparrow Q & & \uparrow Q & & \\
0 & \xrightarrow{\iota_{(1/2)}} & \psi(\tau) & \xrightarrow{\sim} & \tilde{\lambda}(\tau) & \xrightarrow{\varpi_{(1/2)}} & 0 \\
& & \uparrow Q & & \uparrow & & \\
0 & \longrightarrow & \phi(0) & \xrightarrow{\iota_{(0)}} & \phi(\tau) & & 0 \\
& & \uparrow & & \uparrow & & \\
& & 0 & & 0 & &
\end{array} \tag{6.28}$$

Finally, the isomorphic equivalence $(D_{(\frac{1}{2})} - Q_{(\frac{1}{2})}) : \dot{\phi}(\tau) \rightarrow \tilde{B}(\tau)$ clearly leaves the constant mode $a(0) = \phi(0)$ to span the kernel of the superfield mapping D . On the other hand, since all components of the superfield Ω vanish, $\text{cok}(D) = 0$. Therefore, $a(\tau) = \phi(0)$, as indicated. Note that in fact, the superfield A , consisting of a single constant scalar component, $a(0)$, is indeed a representation of supersymmetry, often referred to as a “zero mode”. We combine these facts into the sequence of superfield mappings:

$$0 \rightarrow (\phi(0); 0) \xrightarrow{\iota} \Phi_0 \xrightarrow{D} \tilde{\Lambda}_{\pi/2} \rightarrow 0, \tag{6.29}$$

which contains the two component field mappings, read off from (6.28) by collapsing all derivatives of all fields:

$$0 \xrightarrow{\iota_{(f)}} \psi(\tau) \xrightarrow{D_{(b)} - Q_{(b)}} \tilde{\lambda}(\tau) \rightarrow 0, \tag{6.30}$$

$$0 \rightarrow \phi(0) \xrightarrow{\iota_{(b)}} \phi(\tau) \xrightarrow{\text{“}D^2\text{”}} \tilde{B}(\tau) \rightarrow 0, \tag{6.31}$$

$$\text{where “}D^2\text{”} := D_{(f)} \circ (D_{(b)} - Q_{(b)})^{-1} \circ D_{(b)} \propto \partial_\tau, \tag{6.32}$$

or present these results as the super-constraint equations

$$\tilde{\Lambda}_{\pi/2} = D\Phi_0, \tag{6.33}$$

$$(\phi(0); 0) = \{\Phi : D\Phi = 0\}. \tag{6.34}$$

This last representation, in terms of explicit equations, is of course the standard in physics literature, and we hope that the foregoing discussion provides a clear dictionary between this and the above, so-called “diagram chasing” (albeit a very simple one).

In particular, Eq. (6.34) represents the “failed” attempt to define the (1|1)-supersymmetry analogue of a *chiral superfield*⁶; the superdifferential constraint $D\Phi = 0$ is too strong, and defines

⁶In $d = 4$, this is a superfield annihilated by the complex-conjugate half of the total of four D 's.

a “trivial” superfield, consisting of a single scalar constant, $\phi(0)$. While trivial for the purposes of defining interesting superfields, constant modes such as $\phi(0)$ may well play a rôle in “topological” considerations.

The foregoing then defines the simplest not-quite-trivial mapping of superfields. Since it maps not only the vector fields spanned by the component fields of the respective superfields, but also the supersymmetry action upon them, acting vertically in the diagrams (6.27) and (6.28), it is more properly referred to as a *supersymmetry morphism*⁷. Its analogues in the Adinkra realm, *adinkramorphisms*, are defined in precise analogy; in fact, we only need substitute the corresponding Adinkras in the mapping diagrams (6.27) and (6.28). This further bolsters our present aim, to provide a close translation between the Adinkra realm and the superspace/superfield framework.

6.3.4 Multiple Superderivatives

Clearly, D may also be applied to the spinor multiplet $\tilde{\Lambda}_{\pi/2}$,

$$D : \tilde{\Lambda}_{\pi/2} \rightarrow (D \tilde{\Lambda}_{\pi/2}) = i(\tilde{B}; \dot{\lambda}) . \quad (6.35)$$

The image of this map is a scalar superfield, akin to the superfield $\Phi_{\pi/2}$ described in (6.20). Thus, we can re-write equation (6.35) symbolically as follows,



We can picture this map as a process of raising the lowermost fermionic vertex upward (and then placing a derivative on the vertex). Again, the mapping has a kernel, spanned by the fermionic constant $\lambda(0)$, and represented now by the “+”. Equivalently, this map is graphically equivalent to reversing the arrow direction, and then re-arranging the orientation so that the arrow points up, as per the hanging garden convention.

The above discussion illustrates the simplest correlations between Adinkra operations and superspace operations. Similar correlations exist for cases with $N > 1$, but there are extra subtleties which prove rather intriguing.

6.4 The case $N = 2$

Following the procedure in Section 2, we now extend the previous discussion of (1|1) supersymmetry to the (1|2) case. To simplify the presentation, we represent the superfields by their θ -expansion.

⁷There are good reasons for distinguishing *super-morphisms* from *supersymmetry morphisms*, much as many a super-algebra is not a supersymmetry algebra.

6.4.1 The Scalar and the Spinor Superfields

We start with an otherwise unconstrained $N = 2$ superfield, \mathbb{U} , the components of which we define by invariant projections

$$u := \mathbb{U}|, \quad i\chi_I := D_I \mathbb{U}|, \quad \text{and} \quad iU := \frac{1}{2}\varepsilon^{IJ} D_J D_I \mathbb{U}|. \quad (6.37)$$

As in the $N = 1$ case, these can be reassembled into the θ -expansion:

$$\mathbb{U} = u + i\theta^I \chi_I + \frac{1}{2}i\varepsilon_{IJ}\theta^I \theta^J U, \quad (6.38)$$

where u and U are each real bosons, and χ_I is an $\text{SO}(2)$ doublet of real fermions. Component transformation rules can be determined from (6.38) by extracting the components of $\delta_Q(\epsilon)\mathbb{U} = -i\epsilon^I Q_I \mathbb{U}$. In this way, we determine

$$\begin{aligned} \delta_Q u &= i\epsilon^I \chi_I, \\ \delta_Q \chi_I &= \varepsilon_{IJ}\epsilon^J U + \delta_{IJ}\epsilon^J \dot{u}, \\ \delta_Q U &= -i\varepsilon_{IJ}\epsilon^I \dot{\chi}^J. \end{aligned} \quad (6.39)$$

These transformation rules readily translate into the following Adinkra (edges point upwards):



Here, the upper-most bosonic vertex corresponds to the field U , the pair of fermionic vertices correspond to the $\text{SO}(2)$ fermion doublet χ_I , and the lower-most vertex corresponds to the field u . We have used the ‘‘hanging garden’’ depiction of this Adinkra, whereby arrows are suppressed, since all arrows implicitly point upward. We also partition the edges: edges of the same color represent the action of the same supersymmetry generator, one for Q_1 another for Q_2 . It was also possible here to make edges in the same partition parallel to each other. Note that the system of transformation rules (6.39) is identical to (2.7), and the Adinkra (6.40) is equivalent to the Adinkra (2.6), although here we have represented this Adinkra as a hanging garden.

A fermionic analog of (6.38), known as the real $N = 2$ spinor superfield, is given by

$$\mathbb{B} = \beta + \theta^I B_I + \frac{1}{2}i\varepsilon_{IJ}\theta^I \theta^J \varphi \quad (6.41)$$

where β and φ are real fermions and B_I is an $\text{SO}(2)$ doublet of real bosons. The component transformation rules, determined by computing $\delta_Q \mathbb{B}$ and extracting the components, are

$$\left. \begin{aligned} \delta_Q \beta &= \epsilon^I B_I, \\ \delta_Q B_I &= i\varepsilon_{IJ}\epsilon^J \varphi + i\delta_{IJ}\epsilon^J \dot{\beta}, \\ \delta_Q \varphi &= -\varepsilon_{IJ}\epsilon^I \dot{B}^J, \end{aligned} \right\} \iff \text{Adinkra (6.42)} \quad (6.42)$$

Notice that this Adinkra can be obtained from the previous one by performing a Klein flip, *i.e.*, replacing all bosonic vertices with fermionic vertices, and vice versa.

6.4.2 $N = 2$ Doublet Superfields

A reducible supermultiplet is described by the $SO(2)$ real doublet superfield defined by

$$\mathbb{A}_I = a_I + i \theta^J \alpha_{JI} + \frac{1}{2} i \varepsilon_{JK} \theta^J \theta^K A_I , \quad (6.43)$$

where a_I and A_I each describe $SO(2)$ doublets of real bosons, and α_{IJ} is an unconstrained real rank-two $SO(2)$ tensor (*i.e.*, a two-by-two matrix) describing four real fermion degrees of freedom. The corresponding transformation rules are

$$\begin{aligned} \delta_Q a_I &= i \epsilon^J \alpha_{JI} , \\ \delta_Q \alpha_{JI} &= \varepsilon_{JK} \epsilon^K A_I + \delta_{JK} \epsilon^K \dot{a}_I , \\ \delta A_I &= -i \varepsilon^{JK} \epsilon_J \dot{\alpha}_{KI} . \end{aligned} \quad (6.44)$$

Since the $SO(2)$ transformation commutes with supersymmetry, it follows that each of the superfields \mathbb{A}_1 and \mathbb{A}_2 describe separate $N = 2$ multiplets which do not mix under supersymmetry. It is easy to verify this by re-writing (6.44) in terms of each $SO(2)$ tensor component. The Adinkra for this superfield is therefore given by



In the left connected component, the upper boson vertex corresponds to a_1 , the two fermionic vertices correspond to α_{11} and α_{21} and the lower bosonic vertex corresponds to A_1 . In the right connected component the upper boson vertex corresponds to a_2 , the two fermionic vertices correspond to α_{12} and α_{22} , and the lower bosonic vertex corresponds to A_2 . Notice that this Adinkra is comprised of two copies of the scalar Adinkra described previously. The fact that this multiplet is reducible corresponds to the fact that this Adinkra is not connected. The $SO(2)$ transformation however rotates the left connected component and the right connected component into each other.

A fermionic analog of (6.43) is given by the $SO(2)$ real spinor doublet superfield

$$\mathbb{F}_I = \omega_I + \theta^J F_{JI} + \frac{1}{2} i \varepsilon_{JK} \theta^J \theta^K \Omega_I , \quad (6.46)$$

where ω_I and Ω_I each describe $SO(2)$ doublets of real fermions, and F_{IJ} is an unconstrained real rank-two $SO(2)$ tensor (*i.e.*, a two-by-two matrix) describing four real bosonic degrees of freedom. The corresponding transformation rules are

$$\left. \begin{aligned} \delta_Q \omega_I &= \epsilon^J F_{JI} , \\ \delta_Q F_{JI} &= i \varepsilon_{JK} \epsilon^K \Omega_I + i \delta_{JK} \epsilon^K \dot{\omega}_I , \\ \delta \Omega_I &= -\varepsilon^{JK} \epsilon_J \dot{\alpha}_{KI} , \end{aligned} \right\} \iff \text{Adinkra Diagram} . \quad (6.47)$$

This Adinkra can be obtained from (6.45) by performing a Klein flip, *i.e.*, by replacing all fermionic vertices with bosonic vertices, and vice-versa. The doublet spinor superfield is manifestly reducible, as evidenced by the feature that its Adinkra is not connected.

6.4.3 Superderivative superfield pairs

It is possible to obtain a real $\text{SO}(2)$ doublet spinor superfield as the image of the following map⁸,

$$D_I : \mathbb{U} \rightarrow (D_I \mathbb{U}) , \quad (6.48)$$

where \mathbb{U} is an $N = 2$ real scalar superfield, *e.g.*, as given in (6.39). We forego a detailed analysis of the maps in the manner of Subsection 6.3.3, but should trust the interested Reader to be able to reconstruct the appropriate component-level mappings. We note, however, that the mapping is explicitly covariant with respect to an $\text{SO}(2)$ R -symmetry: with respect to this $\text{SO}(2)$ action, the supersymmetry generators, Q_1, Q_2 , form a doublet, *i.e.*, $\text{Span}(Q_1, Q_2)$ furnishes the 2-dimensional representation of $\text{SO}(2)$.

In this case all of the components of $D_I \mathbb{U}$ are described by the components of the irreducible superfield \mathbb{U} . It is straightforward to identify the placement of the component degrees of freedom into the fermionic $\text{SO}(2)$ doublet Adinkra, vertex-by-vertex. This can be done by computing the component expansion for $D_I \mathbb{U}$,

$$(D_I \mathbb{U}) = i \left(\chi_I + \theta^K (\varepsilon_{IK} U + \delta_{IK} \dot{u}) + \frac{1}{2} i \varepsilon_{KL} \theta^K \theta^L (\varepsilon_{IJ} \dot{\chi}^J) \right) \quad (6.49)$$

then applying the operator $\delta_Q(\epsilon)$ to compute the transformation rules for the resulting components, and then translating these transformation rules into an Adinkra diagram. The result is that $(D_I \mathbb{U})$ is described by the following “decorated” Adinkra:

$$\quad (6.50)$$

Here, the left connected component corresponds to $(D_1 \mathbb{U})$ and the right connected component corresponds to $(D_2 \mathbb{U})$, and we have made explicit the identification of the Adinkra vertices with the degrees of freedom in the scalar superfield \mathbb{U} .

It is helpful to exhibit the superderivatives (6.49) explicitly in terms of their $\text{SO}(2)$ components,

$$(D_1 \mathbb{U}) = i \left(\chi_1 + \theta^1 \dot{u} + \theta^2 U + i \theta^1 \theta^2 \dot{\chi}_2 \right) , \quad (6.51)$$

$$(D_2 \mathbb{U}) = i \left(\chi_2 - \theta^1 U + \theta^2 \dot{u} - i \theta^1 \theta^2 \dot{\chi}_1 \right) . \quad (6.52)$$

By comparing the component fields in these expressions with the vertices in the Adinkra (6.50) a noteworthy correlation becomes evident: The “lowest component” of the superfield $(D_1 \mathbb{U})$ correlates with the “lowest vertex” in the $(D_1 \mathbb{U})$ Adinkra. The pair of fields appearing at “first-order” in θ^I in the superfield appear at “height-one” in the Adinkra. Finally, the field appearing at highest order in

⁸In actuality, the superfield $D_I \mathbb{U}$ is described by i times a real $\text{SO}(2)$ doublet superfield. As explained previously, the overall phase on superfield “reality” constraints is irrelevant at the level of component transformation rules, and therefore at the level of Adinkras. In this sense the matter of these superspace phases is not of direct relevance to this paper, and will be suppressed henceforth.

θ^I , in the superfield, appears as the “highest vertex” in the Adinkra. Indeed, this was the ultimate rationale behind the hanging gardens convention of orientating all arrows upward. Furthermore, the partitioning of the edges reveals that the red (NW-rising) edges pertain to Q_1, D_1, θ^1 , whereas the blue (NE-rising) edges correspond to Q_2, D_2, θ^2 . We will keep to this color-coding in more complicated cases, as it facilitates reading the Adinkras when the high value of N and the hanging gardens height convention prevents all edges from the same partition to be depicted parallel to each other.

Since the θ^I -expansion structure of the pair of derivative superfields (6.49) is identical to that of the SO(2)-doublet (6.46), the former clearly maps to the latter, and yields the following component field identifications:

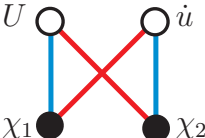
$$\begin{aligned}
\tilde{\omega}_1 &= i\chi_1, & \tilde{\omega}_2 &= i\chi_2, \\
\tilde{F}_{11} &= i\dot{u}, & \tilde{F}_{12} &= -iU, \\
\tilde{F}_{21} &= +iU, & \tilde{F}_{22} &= i\dot{u}, \\
\tilde{\Omega}_1 &= i\dot{\chi}_2, & \tilde{\Omega}_2 &= -i\dot{\chi}_1.
\end{aligned}
\tag{6.53}$$

The obvious identities between the component fields of (6.51) and (6.52) have thus imposed corresponding identities, *i.e.*, *constraints* on the component fields of the latter:

$$\begin{aligned}
\tilde{\Omega}_1 &= \dot{\omega}_2, & \tilde{\Omega}_2 &= -\dot{\omega}_1, \\
\tilde{F}_{11} &= \tilde{F}_{22}, & \tilde{F}_{12} &= -\tilde{F}_{21}.
\end{aligned}
\tag{6.54}$$

The SO(2)-doublet superfield satisfying these component field constraints will be denoted \tilde{F}_I .

Before we continue examining the action of D_I , several remarks are in order: It is clear, from the indicated vertex identifications, that this *pair* of superderivative superfields, $\{(D_I\mathbb{U}), I = 1, 2\}$, includes all degrees of freedom in \mathbb{U} , except $u(0)$, which here again spans the kernel of the map (6.48). Second, the component fields of \mathbb{U} are, in fact, *almost* completely represented in *either* of the two disconnected diagrams: In the left connected component, the zero-mode of χ_2 is missing, by virtue of the dot on the corresponding vertex. In the right connected component the zero mode of χ_1 is similarly excluded. Next, the pair of component fields corresponding to the white circles in the left-hand graph is to be identified with the corresponding pair in the right-hand graph, thus “fusing” the two. Once so fused, the presently topmost vertices must be dropped, since each describes a derivative of a degree of freedom already present in the fused Adinkra. This then leaves:



$$\tag{6.55}$$

where we have omitted the disconnected “ \times ” representing $u(0)$. We will return to this, below, and provide additional motivation for this identification of the implicitly constrained superderivative superfield pair, $(D_I\mathbb{U})$, with the depicted Adinkra.

Finally, it is clear that the pair of superderivative superfields, $\{(D_I\mathbb{U}), I = 1, 2\}$, spans a 2-dimensional representation of the SO(2) R -symmetry. Of course the SO(2) invariance of the

multiplet does not necessarily imply an $SO(2)$ invariance of any chosen Lagrangian, or the dynamics obtained by such a Lagrangian. In fact, even if they were chosen so, boundary conditions may be selected that break this symmetry. Nevertheless, it is useful to exhibit the symmetries possible here, and the θ -expansion presenting the component field content of the $\{(D_I\mathbb{U}), I = 1, 2\}$ pair (6.49) certainly makes use of that.

As it may not be necessary to maintain $SO(2)$ equivariance, we also consider the action of the map D_1 , by itself, upon \mathbb{U} . This can be described in terms of Adinkras as follows,

(6.56)

In this sequence we see that the action of the D_1 map on a scalar superfield may be represented as a *pair* of vertex raises: First raise the lowermost, scalar vertex, which is a source; this turns both fermionic vertices into sources. Then raise that fermion vertex which corresponds to χ_2 . Note that the fermion component of \mathbb{U} that remains intact is the $D_1\mathbb{U}|$ one. A dot has been placed on the raised vertices to indicate that they are time derivatives of the corresponding vertices prior to the raising operation. As described above, the constant mode of any field associated with any raised vertex describes the kernel of the map, in the sense that the constant mode is not being “raised”, as it is annihilated by the derivative action. These are indicated in the diagrams above by “ \times ” for bosonic and “+” for fermionic constants. This describes, in an $N = 2$ example, the relationship between superderivatives vertex raising in Adinkras.

Similarly, the map $D_2 : \mathbb{U} \rightarrow (D_2\mathbb{U})$ can be described in terms of Adinkras as

(6.57)

This process is a mirror-image of the D_1 map; the only difference is in the choice of which of the two fermionic vertices is “raised” in the second step.

We have seen that a superderivative map $\mathbb{U} \rightarrow (D_I\mathbb{U})$ is, for each of the two values, $I = 1, 2$, implemented on an Adinkras by a two-step sequence involving one vertex raise at each step. These vertex raises are manifestations of the term in the derivative D_I proportional to $\theta^I \partial_\tau$. The operator $\theta^I \partial_\tau$ “raises” vertices at all but the highest component level of any superfield upon which it acts⁹.

⁹In a $(1|2)$ -superfield, the “highest” component field multiplies $\frac{1}{2}\epsilon_{IJ}\theta^I\theta^J$, which in turn is annihilated by any θ^I , and so also by the “raising” operator, $\theta^I \partial_\tau$.

Since there are three component levels in the superfield \mathbb{U} , this explains why there are two steps in the map we have considered.

Now consider the Adinkra which appears at the intermediate step in the two-step process describing the D_I maps,

$$(6.58)$$

Here we have not included the dots in the diagram since, as explained above, these have no intrinsic meaning. Also, we have chosen names for the vertices to facilitate translation of the diagram into transformation rules, but otherwise this is identical to (6.55). The corresponding transformation rules are given by

$$\begin{aligned} \delta_Q \chi_1 &= \epsilon^I \phi_I, \\ \delta_Q \chi_2 &= -\epsilon_{IJ} \epsilon^I \phi^J, \\ \delta_Q \phi_I &= i \epsilon_{IJ} \epsilon^J \dot{\chi}_2 + i \epsilon_I \dot{\chi}_1. \end{aligned} \quad (6.59)$$

It is readily verified that these rules do properly represent (2.3) when applied to each of the four components $\chi_{1,2}$ and $\phi_{1,2}$. Another way to obtain the transformation rules (6.59) is to “lower” the upper vertex in the spinor multiplet Adinkra corresponding to $D_1 \mathbb{U}$. This can be done by starting with the transformation rules (6.42), re-defining $\beta := \chi_1$, $B_I := \phi_I$, and $\varphi := \dot{\chi}_2$, and then determining the transformation rule for χ_2 by removing the time derivative from the rule for φ shown in (6.42). What results are the same transformation rules which one can read off of the Adinkra shown in (6.58). The degrees of freedom appearing in (6.58) then correspond to the $\text{SO}(2)$ spinor doublet superfield $\tilde{\mathbb{F}}_I := (D_I \mathbb{U})$, taken as a single, “fused” superfield.

The foregoing analysis then proves:

Proposition 6.1 *The superfield $(D_I \mathbb{U})$ is the superderivative superfield solution to the constraint system (6.54), in terms of the otherwise unconstrained $N = 2$ superfield \mathbb{U} .*

Remark 6.3: It remains to specify the component field constraint system (6.54) in purely superfield and superderivative terms. This will be discussed for general N in the next section.

7 Superderivative Solutions for all N

The above examples suffice to motivate the main ideas for general N , as illustrated in propositions in this section.

7.1 Superderivative images

Herein we explore the characteristics of the various linear maps constructed with the aid of the superderivatives D_I .

Proposition 7.1 *Let \mathcal{I} be a subset of $\{1, \dots, N\}$, and let $p \equiv \#\mathcal{I} \pmod{2}$. Let $D_{\mathcal{I}}$ be the superderivative as in (6.7). Then $D_{\mathcal{I}}$ maps \mathcal{F}_0^N surjectively onto \mathcal{F}_p^N .*

Proof: Let $k = \#\mathcal{I}$. Note that $D_{\mathcal{I}}^2$ is $(-1)^{k(k-1)/2}(i\partial_{\tau})^k$. Since this is surjective (we can antidifferentiate k times with respect to τ , and multiply by the correct power of i to invert), it follows that $D_{\mathcal{I}}$ is surjective. ✓

For the next few propositions it will be necessary to recall from Definition 6.2 that given a component

$$c := D_{\mathcal{I}}\mathbb{U} \mid , \quad (7.1)$$

we have $\text{hgt}_0(c) = \#\mathcal{I}$, and that given two components

$$c_1 := D_{\mathcal{I}}\mathbb{U} \mid , \quad (7.2)$$

$$c_2 := D_{\mathcal{J}}\mathbb{U} \mid , \quad (7.3)$$

then

$$\text{dist}_0(c_1, c_2) = \#(\mathcal{I}\Delta\mathcal{J}) . \quad (7.4)$$

Proposition 7.2 *Let \mathbb{U} be a scalar superfield, and let $D_{\mathcal{I}}$ be a superderivative. Let $U_{\mathcal{I}} := D_{\mathcal{I}}\mathbb{U} \mid$ be the component corresponding to \mathcal{I} . Then the kernel of $D_{\mathcal{I}}$ is the set of superfields \mathbb{U} so that for all components c of \mathbb{U} ,*

$$\partial_{\tau}^{(\text{dist}_0(U_{\mathcal{I}}, c) - \text{hgt}_0(c) + \text{hgt}_0(U_{\mathcal{I}}))/2}(c) = 0. \quad (7.5)$$

Proof: For $D_{\mathcal{I}}\mathbb{U}$ to be zero would mean every component is zero. The components are of the form $D_{\mathcal{J}}D_{\mathcal{I}}\mathbb{U} \mid$ for some subset \mathcal{J} of $\{1, \dots, N\}$.

Let $\mathcal{K} = \mathcal{I}\Delta\mathcal{J}$, and let $m = \#(\mathcal{I} \cap \mathcal{J})$. Then by anticommuting the various $D_{\mathcal{I}}$ past each other, we get

$$D_{\mathcal{J}}D_{\mathcal{I}} = \pm(i\partial_{\tau})^m D_{\mathcal{K}} , \quad (7.6)$$

so that each requirement that every $D_{\mathcal{J}}D_{\mathcal{I}}\mathbb{U} \mid$ be zero turns into a requirement that $\partial_{\tau}^m c = 0$ for some component c . Elementary Venn diagram arguments show that $\text{dist}_0(U_{\mathcal{I}}, c) = \#\mathcal{J}$, $\text{hgt}_0(c) = \#\mathcal{K}$, and $\text{hgt}_0(U_{\mathcal{I}}) = \#\mathcal{I}$, and $m = (\#\mathcal{J} - \#\mathcal{K} + \#\mathcal{I})/2$. ✓

In the following, we consider a collection of subsets $\mathcal{I}_{\alpha} \subset \{1, \dots, N\}$ with α ranging from 1 to M . For every α , we consider the superderivatives

$$\mathcal{D}_{\alpha} := D_{\mathcal{I}_{\alpha}} , \quad (7.7)$$

and define the corresponding component fields

$$f_{\alpha} := U_{\mathcal{I}_{\alpha}} = \mathcal{D}_{\alpha}\mathbb{U} \mid . \quad (7.8)$$

Let M_0 be the number of α for which $\#\mathcal{I}_{\alpha}$ is even, and M_1 the number of α for which $\#\mathcal{I}_{\alpha}$ is odd. Let ℓ_{α} be non-negative integers.

The primary object of study for much of the remainder of this section will be the superderivative operator

$$\mathcal{D} := (\partial_{\tau}^{\ell_1} \mathcal{D}_1, \dots, \partial_{\tau}^{\ell_M} \mathcal{D}_M) : \mathcal{F}_0^N \rightarrow \prod_{i=1}^{M_0} \mathcal{F}_0^N \times \prod_{i=1}^{M_1} \mathcal{F}_1^N . \quad (7.9)$$

We define, for every component c of \mathbb{U} ,

$$\mu(c) := \min_{\alpha} ((\text{dist}_0(f_{\alpha}, c) - \text{hgt}_0(c) + \text{hgt}_0(f_{\alpha}))/2 + \ell_{\alpha}). \quad (7.10)$$

For convenience, if \mathcal{I} is any subset of $\{1, \dots, N\}$, then we will also use the notation

$$m(\mathcal{I}) := \mu(U_{\mathcal{I}}). \quad (7.11)$$

Corollary 7.3 *In this setting, the kernel of \mathcal{D} is the set of superfields \mathbb{U} so that for all components c of \mathbb{U} ,*

$$\partial_{\tau}^{\mu(c)}(c) = 0. \quad (7.12)$$

Proof: The kernel of the operator is the intersection of the kernels of each $\partial_{\tau}^{\ell_{\alpha}} \mathcal{D}_{\alpha}$. Thus the result follows from previous proposition. \checkmark

Theorem 7.4 *Suppose for every α and β with $\beta \neq \alpha$, we have*

$$\text{hgt}_0(f_{\alpha}) - \text{hgt}_0(f_{\beta}) + 2(\ell_{\alpha} - \ell_{\beta}) < \text{dist}_0(f_{\alpha}, f_{\beta}). \quad (7.13)$$

The Adinkra for the image of the map

$$\mathcal{D} : \mathcal{F}_0^N \rightarrow \prod_{i=1}^{M_0} \mathcal{F}_0^N \times \prod_{i=1}^{M_1} \mathcal{F}_1^N \quad (7.14)$$

will have the same topology as the topology of the Adinkra for \mathcal{F}_0^N , and will have exactly M sources: s_1, \dots, s_M . For each α the component corresponding to s_{α} and the image of f_{α} under this map agree in the α th coordinate. There is a height function hgt on this Adinkra so that for all $1 \leq \alpha \leq M$, $\text{hgt}(s_{\alpha}) = \text{hgt}_0(f_{\alpha}) + 2\ell_{\alpha}$.

This theorem will be used when we have an Adinkra defined by its sources and a height function, as in the Hanging Gardens Theorem (Theorem 4.2). The condition (7.13), when phrased in terms of hgt , is precisely the condition (4.9) necessary to specify an Adinkra.

Proof: The image of \mathcal{D} is isomorphic to \mathcal{F}_0^N modulo the kernel of \mathcal{D} . The kernel of \mathcal{D} consists of superfields which satisfy the equations

$$\partial_{\tau}^{m(\mathcal{I})}(U_{\mathcal{I}}) = 0 \quad (7.15)$$

for each component field $U_{\mathcal{I}}$.

For every $\mathcal{I} \subset \{1, \dots, N\}$, define

$$V_{\mathcal{I}} := \partial_{\tau}^{m(\mathcal{I})} U_{\mathcal{I}}. \quad (7.16)$$

The superfield \mathbb{U} is specified by determining $V_{\mathcal{I}}$ uniquely up to elements in the kernel of \mathcal{D} . Therefore, the components of the image of \mathcal{D} are the $V_{\mathcal{I}}$'s.

We now show that the components corresponding to f_{α} are sources.

For $\alpha \in \{1, \dots, M\}$, consider f_α . By equation (7.10),

$$\mu(f_\alpha) = \min_{1 \leq \beta \leq M} ([\text{dist}_0(f_\beta, f_\alpha) - \text{hgt}_0(f_\alpha) + \text{hgt}_0(f_\beta)]/2 + \ell_\beta) . \quad (7.17)$$

If we use $\beta = \alpha$ in the minimization here, we get

$$\mu(f_\alpha) \leq \ell_\alpha , \quad (7.18)$$

and for $\beta \neq \alpha$, we can use assumption (7.13) to see that

$$\min_{\beta \neq \alpha} ([\text{dist}_0(f_\beta, f_\alpha) - \text{hgt}_0(f_\alpha) + \text{hgt}_0(f_\beta)]/2 + \ell_\beta) > \ell_\alpha . \quad (7.19)$$

Therefore $\mu(f_\alpha) = \ell_\alpha$.

From this, we see that $\partial^{\ell_\alpha} f_\alpha$ is one of the components of $\mathcal{D}\mathbb{U}$. Let $s_\alpha = \partial^{\ell_\alpha} f_\alpha$ be this component.

We now determine the edges of the Adinkra corresponding to $\mathcal{D}\mathbb{U}$. Suppose we have two components $U_{\mathcal{I}}, U_{\mathcal{J}}$ of \mathbb{U} connected by an edge. Without loss of generality the arrow goes from $U_{\mathcal{I}}$ to $U_{\mathcal{J}}$. Then $Q_{\mathcal{I}}(U_{\mathcal{I}}) = \pm U_{\mathcal{J}}$. The corresponding components of $\mathcal{D}\mathbb{U}$ are $V_{\mathcal{I}} = \partial_\tau^{m(\mathcal{I})}(U_{\mathcal{I}})$ and $V_{\mathcal{J}} = \partial_\tau^{m(\mathcal{J})}(U_{\mathcal{J}})$. We see that

$$\begin{aligned} Q_{\mathcal{I}}(V_{\mathcal{I}}) &= i^{m(\mathcal{I})} \partial_\tau^{m(\mathcal{I})} Q_{\mathcal{I}}(U_{\mathcal{I}}) , \\ &= \pm i^{m(\mathcal{I})} \partial_\tau^{m(\mathcal{I})} U_{\mathcal{J}} , \\ &= \pm i^{m(\mathcal{I})-m(\mathcal{J})} \partial_\tau^{m(\mathcal{I})-m(\mathcal{J})} V_{\mathcal{J}} . \end{aligned} \quad (7.20)$$

where in the last step we are implicitly assuming $m(\mathcal{I}) - m(\mathcal{J}) \geq 0$. In order to justify this assumption, and more generally discover what $m(\mathcal{I}) - m(\mathcal{J})$ must be, recall that

$$\begin{aligned} m(\mathcal{I}) &= \min_\alpha ([\text{dist}_0(f_\alpha, U_{\mathcal{I}}) - \text{hgt}_0(U_{\mathcal{I}}) + \text{hgt}_0(f_\alpha)]/2 + \ell_\alpha) , \\ m(\mathcal{J}) &= \min_\beta ([\text{dist}_0(f_\beta, U_{\mathcal{J}}) - \text{hgt}_0(U_{\mathcal{J}}) + \text{hgt}_0(f_\beta)]/2 + \ell_\beta) . \end{aligned} \quad (7.21)$$

Let α and β be such that

$$m(\mathcal{I}) = (\text{dist}_0(f_\alpha, U_{\mathcal{I}}) - \text{hgt}_0(U_{\mathcal{I}}) + \text{hgt}_0(f_\alpha))/2 + \ell_\alpha , \quad (7.22)$$

$$m(\mathcal{J}) = (\text{dist}_0(f_\beta, U_{\mathcal{J}}) - \text{hgt}_0(U_{\mathcal{J}}) + \text{hgt}_0(f_\beta))/2 + \ell_\beta . \quad (7.23)$$

Using the definition of minimum, we see that if we replace β in equation (7.23) with α , we would get something at least as great as $m(\mathcal{J})$:

$$m(\mathcal{J}) \leq (\text{dist}_0(f_\alpha, U_{\mathcal{J}}) - \text{hgt}_0(U_{\mathcal{J}}) + \text{hgt}_0(f_\alpha))/2 + \ell_\alpha . \quad (7.24)$$

Now by assumption there is an arrow pointing from the vertex corresponding to $U_{\mathcal{I}}$ to the vertex corresponding to $U_{\mathcal{J}}$ in the \mathbb{U} Adinkra, so $\text{hgt}_0(U_{\mathcal{J}}) = \text{hgt}_0(U_{\mathcal{I}}) + 1$. Also note that the adjacency of $U_{\mathcal{I}}$ to $U_{\mathcal{J}}$ implies that $\text{dist}_0(f_\alpha, U_{\mathcal{J}}) = \text{dist}_0(f_\alpha, U_{\mathcal{I}}) \pm 1$. Therefore

$$\begin{aligned} m(\mathcal{J}) &\leq (\text{dist}_0(f_\alpha, U_{\mathcal{J}}) - \text{hgt}_0(U_{\mathcal{J}}) + \text{hgt}_0(f_\alpha))/2 + \ell_\alpha , \\ &= (\text{dist}_0(f_\alpha, U_{\mathcal{I}}) \pm 1 - (\text{hgt}_0(U_{\mathcal{I}}) + 1) + \text{hgt}_0(f_\alpha))/2 + \ell_\alpha , \\ &\leq (\text{dist}_0(f_\alpha, U_{\mathcal{I}}) - \text{hgt}_0(U_{\mathcal{I}}) + \text{hgt}_0(f_\alpha))/2 + \ell_\alpha \\ &= m(\mathcal{I}) . \end{aligned} \quad (7.25)$$

Likewise, plugging in α into (7.22) results in

$$\begin{aligned}
m(\mathcal{I}) &\leq (\text{dist}_0(f_\beta, U_{\mathcal{I}}) - \text{hgt}_0(U_{\mathcal{I}}) + \text{hgt}_0(f_\beta))/2 + \ell_\beta , \\
&= (\text{dist}_0(f_\beta, U_{\mathcal{J}}) \pm 1 - (\text{hgt}_0(U_{\mathcal{J}}) - 1) + \text{hgt}_0(f_\beta))/2 + \ell_\beta , \\
&\leq (\text{dist}_0(f_\beta, U_{\mathcal{J}}) + 2 - \text{hgt}_0(U_{\mathcal{J}}) + \text{hgt}_0(f_\beta))/2 + \ell_\beta , \\
&= m(\mathcal{J}) + 1 .
\end{aligned} \tag{7.26}$$

Thus, we have

$$0 \leq m(\mathcal{I}) - m(\mathcal{J}) \leq 1 . \tag{7.27}$$

Thus we see that equation (7.20) is justified.

Hence $Q_I(V_{\mathcal{I}})$ is either $\pm V_{\mathcal{J}}$ or $\pm \partial_\tau V_{\mathcal{J}}$, so that if $U_{\mathcal{I}}$ and $U_{\mathcal{J}}$ are connected by an edge, then $V_{\mathcal{I}}$ and $V_{\mathcal{J}}$ are connected by an edge. Now if $U_{\mathcal{I}}$ and $U_{\mathcal{J}}$ are not connected by an edge, then there is no Q_I so that $Q_I(U_{\mathcal{I}})$ is either $\pm U_{\mathcal{J}}$ or $\pm \partial_\tau U_{\mathcal{J}}$. And since we see that $Q_I(V_{\mathcal{I}})$ for every I is obtained by an edge in the original Adinkra from $U_{\mathcal{I}}$, we see that $V_{\mathcal{I}}$ would not be connected to $V_{\mathcal{J}}$ if $U_{\mathcal{I}}$ were not connected to $U_{\mathcal{J}}$. Therefore the edges are all the same as before, and the Adinkra for $\mathcal{D}\mathbb{U}$ has the same topology as the Adinkra for \mathbb{U} .

It immediately follows that the distance function dist on $\mathcal{D}\mathbb{U}$ is the same as the old distance function dist_0 on \mathbb{U} , or more precisely,

$$\text{dist}(V_{\mathcal{I}}, V_{\mathcal{J}}) = \text{dist}_0(U_{\mathcal{I}}, U_{\mathcal{J}}). \tag{7.28}$$

Now define the following function on the nodes of the image of \mathcal{D} :

$$\text{hgt}(V_{\mathcal{I}}) := \text{hgt}_0(U_{\mathcal{I}}) + 2m(\mathcal{I}). \tag{7.29}$$

We now verify that hgt is a height assignment for $\mathcal{D}\mathbb{U}$, according to Definition 3.7. As above, suppose $U_{\mathcal{I}}$ and $U_{\mathcal{J}}$ are components of \mathbb{U} and $Q_I(U_{\mathcal{I}}) = \pm U_{\mathcal{J}}$. As before, we have the corresponding components $V_{\mathcal{I}} = \partial_\tau^{m(\mathcal{I})} U_{\mathcal{I}}$ and $V_{\mathcal{J}} = \partial_\tau^{m(\mathcal{J})} U_{\mathcal{J}}$ of $\mathcal{D}\mathbb{U}$. Now recall that $V_{\mathcal{I}}$ and $V_{\mathcal{J}}$ are connected by an edge, where the arrow points from $V_{\mathcal{I}}$ to $V_{\mathcal{J}}$ if $m(\mathcal{I}) - m(\mathcal{J}) = 0$ and where it points from $V_{\mathcal{J}}$ to $V_{\mathcal{I}}$ if $m(\mathcal{I}) - m(\mathcal{J}) = 1$. Now we compute:

$$\text{hgt}(V_{\mathcal{I}}) - \text{hgt}(V_{\mathcal{J}}) = \text{hgt}_0(U_{\mathcal{I}}) + 2m(\mathcal{I}) - \text{hgt}_0(U_{\mathcal{J}}) - 2m(\mathcal{J}) , \tag{7.30}$$

$$= 2(m(\mathcal{I}) - m(\mathcal{J})) - 1 , \tag{7.31}$$

$$= \begin{cases} 1, & \text{if } m(\mathcal{I}) - m(\mathcal{J}) = 1, \\ -1 & \text{if } m(\mathcal{I}) - m(\mathcal{J}) = 0. \end{cases} \tag{7.32}$$

Thus, hgt is a height assignment for $\mathcal{D}\mathbb{U}$.

For any vertex $V_{\mathcal{I}}$,

$$\begin{aligned}
\text{hgt}(V_{\mathcal{I}}) &= \text{hgt}_0(U_{\mathcal{I}}) + 2m(\mathcal{I}) \\
&= \text{hgt}_0(U_{\mathcal{I}}) + \min_{\alpha}(\text{dist}_0(f_{\alpha}, U_{\mathcal{I}}) - \text{hgt}_0(U_{\mathcal{I}}) + \text{hgt}_0(f_{\alpha}) + 2\ell_{\alpha}) , \\
&= \min_{\alpha}(\text{dist}_0(f_{\alpha}, U_{\mathcal{I}}) + \text{hgt}_0(f_{\alpha}) + 2\ell_{\alpha}) \\
&= \min_{\alpha}(\text{dist}_0(f_{\alpha}, U_{\mathcal{I}}) + \text{hgt}_0(f_{\alpha}) + 2\mu(f_{\alpha})) \\
&= \min_{\alpha}(\text{dist}_0(f_{\alpha}, U_{\mathcal{I}}) + \text{hgt}(s_{\alpha})) \\
&= \min_{\alpha}(\text{dist}(s_{\alpha}, V_{\mathcal{I}}) + \text{hgt}(s_{\alpha})) .
\end{aligned} \tag{7.33}$$

Note that this is the equation for the height function on an Adinkra that has M sources at s_1, \dots, s_M at heights $\text{hgt}(s_{\alpha}) = \text{hgt}_0(f_{\alpha}) + \ell_{\alpha}$ as described in Equation (4.5) in the proof of the Hanging Gardens Theorem, Theorem 4.1 in Section 4, though modified to be dealing with sources instead of targets, as in Corollary 4.2. This corollary thus guarantees that this must be the Adinkra for the image of the map \mathcal{D} (7.14). \checkmark

7.2 Superderivative constraints

We would now like to express the image of \mathcal{D} by putting superderivative constraints on the range. That is, instead of saying the multiplet is all M -tuples of superfields of the form

$$(\partial_{\tau}^{\ell_1} \mathcal{D}_1 \mathbb{U}, \dots, \partial_{\tau}^{\ell_M} \mathcal{D}_M \mathbb{U}) , \tag{7.34}$$

we would rather say the multiplet consists of superfields¹⁰

$$(\mathbb{F}_1, \dots, \mathbb{F}_M) , \tag{7.35}$$

satisfying a certain finite set of relations involving D_I 's.

To come up with our constraints we will follow the example in equations (6.53) and (6.54) and identify the components in each of the \mathbb{F}_i 's that come from the same component of \mathbb{U} .

Every component $U_{\mathcal{J}}$ of \mathbb{U} is determined by a subset \mathcal{J} of $\{1, \dots, N\}$. Recall that the superderivatives \mathcal{D}_{α} were defined using subsets \mathcal{I}_{α} so that $\mathcal{D}_{\alpha} = D_{\mathcal{I}_{\alpha}}$. For each α , define the superderivative projection operator $P_{U_{\mathcal{J}}, \alpha}(\bullet) := D_{\mathcal{K}} \bullet |$, where $\mathcal{K} = \mathcal{J} \Delta \mathcal{I}_{\alpha}$. The point is that this will extract the component of the α th superfield in $\mathcal{D} \mathbb{U}$ corresponding to $U_{\mathcal{J}}$. More precisely, we have the following proposition:

Proposition 7.5 *Let a number $1 \leq \alpha \leq M$ and a component c of \mathbb{U} be given. If $P_{c, \alpha}$ is as above, then*

$$P_{c, \alpha} \partial_{\tau}^{\ell_{\alpha}} \mathcal{D}_{\alpha} \mathbb{U} = \pm i^m \partial_{\tau}^m c \tag{7.36}$$

for some m . This m will be written $m_{\alpha}(c)$.

¹⁰Some of these are scalar superfields and others are spinor superfields. The notation here does not distinguish between them because in this subsection, they are treated identically.

Proof: Write $c = U_{\mathcal{J}}$. The operator $P_{c,\alpha}(\bullet) = D_{\mathcal{K}} \bullet |$, where $\mathcal{K} = \mathcal{J} \Delta \mathcal{I}_{\alpha}$. Therefore, the D_I in $P_{c,\alpha}$ occur whenever I is in \mathcal{J} but not in \mathcal{I}_{α} or vice-versa. Those that are in \mathcal{I}_{α} but not in \mathcal{J} will combine with the D_I in $\mathcal{D}_{\alpha} = D_{\mathcal{I}_{\alpha}}$ to form derivatives. Those that are in \mathcal{J} but not \mathcal{I}_{α} join with the remaining D_I in \mathcal{D}_{α} to form $D_{\mathcal{I}}$. \checkmark

As a result, we can identify the components of each \mathbb{F}_{α} that correspond to each component c : this is

$$P_{c,\alpha} \mathbb{F}_{\alpha} = \pm i^{m_{\alpha}(c)} \partial_{\tau}^{m_{\alpha}(c)} c. \quad (7.37)$$

Let α and β be distinct integers in $\{1, \dots, M\}$. Without loss of generality $m_{\alpha}(c) \leq m_{\beta}(c)$. Then we should identify the component fields

$$P_{c,\alpha} \mathbb{F}_{\alpha} | = \pm i^{m_{\alpha}(c) - m_{\beta}(c)} \partial_{\tau}^{m_{\alpha}(c) - m_{\beta}(c)} P_{c,\beta} \mathbb{F}_{\beta} |. \quad (7.38)$$

where the choice in \pm should be taken to be compatible with Proposition 7.5.

If we instead write the constraint

$$P_{c,\alpha} \mathbb{F}_{\alpha} = \pm i^{m_{\alpha}(c) - m_{\beta}(c)} \partial_{\tau}^{m_{\alpha}(c) - m_{\beta}(c)} P_{c,\beta} \mathbb{F}_{\beta}. \quad (7.39)$$

then the result will be more constraints, including (7.38), but also the result of applying various superderivatives $D_{\mathcal{I}}$. It is straightforward to see that these will be the same as the component-wise constraints (7.38) that would be identified anyway through this procedure, or else a certain number of derivatives applied to such constraints.

Therefore we have proved that the following algorithm works.

Theorem 7.6 (Superderivative Identification Algorithm)

Let \mathcal{A} denote a given engineerable Adinkra, and $\mathcal{A}_{\mathbb{U}}$ an Adinkra of the same topology for which however a corresponding superfield, \mathbb{U} , has been identified. Then \mathcal{A} has a superderivative superfield representation in terms of \mathbb{U} as follows:

1. Let v_1, \dots, v_M be the source vertices in \mathcal{A} .
2. Transform \mathcal{A} into $\mathcal{A}_{\mathbb{U}}$ by iteratively lowering vertices, using the procedure in Section 5 as in Corollary 5.4. In the process the various v_{α} may be lowered at various times. For each α let ℓ_{α} be the number of times v_{α} was lowered in this sequence.
3. Let $\tilde{v}_1, \dots, \tilde{v}_M$ be the vertices in $\mathcal{A}_{\mathbb{U}}$ that are the lowered versions of v_1, \dots, v_M .
4. For each α , let \mathcal{I}_{α} be the subset of $\{1, \dots, N\}$ so that $D_{\mathcal{I}_{\alpha}} \mathbb{U} |$ is the field corresponding to \tilde{v}_{α} . Such is guaranteed by (6.7). Define $\mathcal{D}_{\alpha} = D_{\mathcal{I}_{\alpha}}$.
5. The Adinkra for the image of the map

$$\mathcal{D} := (\partial_{\tau}^{\ell_1} \mathcal{D}_1, \dots, \partial_{\tau}^{\ell_M} \mathcal{D}_M) : \mathcal{F}_0^N \rightarrow \prod_{i=1}^{M_0} \mathcal{F}_0^N \times \prod_{i=1}^{M_1} \mathcal{F}_1^N \quad (7.40)$$

is \mathcal{A} (Here, M_0 is the set of bosonic nodes in Step 1, and M_1 is the set of fermionic nodes). Henceforth we will use

$$(\mathbb{F}_1, \dots, \mathbb{F}_M) \quad (7.41)$$

for a typical element of the right side, suppressing notationally the distinction between scalar and spinor superfields.

6. For each component c of \mathbb{U} , and every integer α in $\{1, \dots, M\}$, construct $P_{c,\alpha}$ and determine $m_\alpha(c)$ as in Proposition 7.5.
7. For each component c and pair of distinct integers α, β in $\{1, \dots, M\}$, with $m_\alpha(c) \geq m_\beta(c)$, write down the superdifferential constraint

$$P_{c,\alpha}\mathbb{F}_\alpha = \partial_\tau^{m_\alpha(c)-m_\beta(c)} P_{c,\beta}\mathbb{F}_\beta \quad (7.42)$$

8. The superfield multiplet $(\mathbb{F}_1, \dots, \mathbb{F}_M)$ subject to the above constraints (7.42) has \mathcal{A} for its Adinkra.

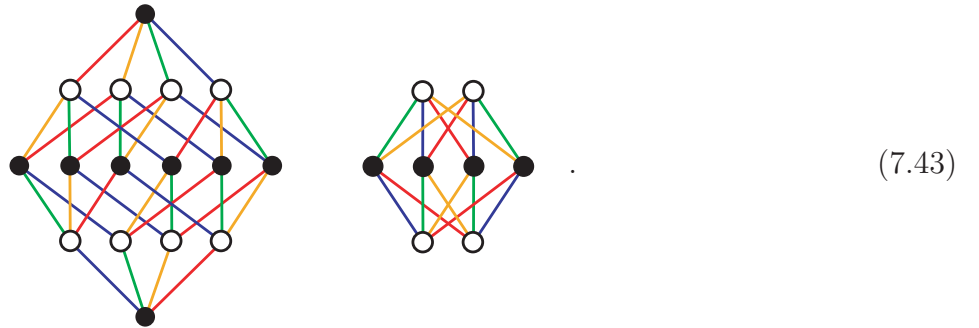
Remark 7.1: The system (7.42) is most often redundant: several of the constraints in the system may follow from others, upon an application of some superderivative $D_{\mathcal{I}}$.

Since various arrays of superderivatives of \mathbb{U} correspond to each Adinkra in a family, \mathbb{U} is called the *underlying superfield* of this family.

7.3 Topology

Although much of the setup to Theorem 7.6 was through the unconstrained superfields which have cubical topology,¹¹ it is straightforward to see that the above algorithm continues to work as long as every one-source Adinkra with that topology is the adinkra for some set of superfields whose specification is in terms of superderivative constraints.

The question is whether this always happens for an Adinkra that describes $d = 1$ supersymmetry with no central charge. For instance, for $N = 4$, it turns out that there are two distinct topologies that an Adinkra can have:



In this case, the right-hand Adinkra can be obtained from the left-hand one via: raising the lowest and lowering the highest vertex, and then imposing a pairwise, horizontal identification of vertices. As it turns out, this Adinkra, though it is not cubical, is the dimensional reduction of the standard $d = 4$, $N = 1$ chiral superfield, which is a superfield under the superderivative constraint $\bar{D}_\alpha \mathbb{U} = 0$. [9] This suggests that perhaps at least some of these cases of non-cubical topology will be describable in terms of superderivative constraints.

Adinkras that describe $d = 1$ supersymmetry with no central charge turn out to be obtained by quotients of such cubical topologies by imposing a sequence of certain two-to-one identifications.

¹¹Recall from Section 3 that an N -cubical topology is the graph of $[0, 1]^N$.

The first such N where this appears is $N = 4$. These ideas will appear in more detail in forthcoming work by the authors.

If the ideas of Subsection 7.2 can be made to accomplish these identifications, it would follow that all such could be described in this fashion.

Considering the ‘new’ topology in the right-hand side Adinkra in (7.43), we find it fascinating that the *Adinkra topology* has answered an old question: “Why do chiral superfields occur only for $N \geq 4$?” That is, we note that the pair of bosonic, white vertices corresponds to a pair of real component fields which define a *complex* component field, $A(x)$. At the next level, the two pairs of fermionic, black vertices may be identified with the two, complex components of a Weyl spinor, $\psi_\alpha(x)$ with $\alpha = 1, 2$, in 4-dimensional spacetime. Finally, the pair of bosonic, white vertices at the top may be identified with the *complex* ‘auxiliary’ component field, $F(x)$. Furthermore, the four supersymmetry generators, Q_I with $I = 1, 2, 3, 4$, may be combined into two complex generators, Q_α , whereupon this Adinkra has become



which appears identical to (2.6), except that the Adinkra is now understood to be *complex*: the whole graph, vertices and arrows, represent objects and mappings over the field \mathbb{C} .

In fact, the reverse of this operation, often called the *forgetful functor*, can be used to “double” *any* existing real Adinkra. One first complexifies an Adinkra by assigning to each vertex a complex component field and compatible complex supersymmetry transformation to each arrow. Then one forgets the complex structure by splitting the real and imaginary parts of the component fields and of the supersymmetry transformations. This simple operation doubles both the number of vertices and also the “extendedness”, N , of supersymmetry.

Another simple operation consists of the deletion of all edges of a given color, thereby transforming a given $(1|N)$ -supersymmetry Adinkra into a disjoint pair of $(1|N-1)$ -supersymmetry Adinkras. This might be termed fermionic dimensional reduction. The obvious reverse operation, consisting of copying a given Adinkra and then connecting the corresponding vertices by edges of a new color construct a $(1|N+1)$ -supersymmetry Adinkra from an $(1|N)$ -supersymmetry one. This then should be termed fermionic dimensional oxidization.

All these simple operations have a manifest analogue within superfields. Unfortunately, these do not generate (by far) all the possible topologies for larger and larger N . Instead, to guarantee the existence of a superfield for every topology—as assumed in Proposition 7.6—it will be necessary to (1) devise an iterative algorithm which generates all the two-to-one identification of the cubical Adinkras of higher and higher N , and then (2) determine the superfield analogues of each of those projections. While this work has not been done, we feel the affirmation of this assumption to be sufficiently tempting and suggestive from the foregoing discussion:

Conjecture 7.7 *For every N and every topology of engineerable Adinkras, there exists a corresponding set of superderivative constraints, such that the set of superfields satisfying these constraints has an Adinkra of that topology.*

8 The Main sequence of Adinkras

The process of vertex raising or lowering in Section 5 applies to Adinkras, and are mirrored on superfields by acting by the various D_I 's. In fact, the examples in Sections 6.3 and 6.4 suggest a structure among Adinkras of this type.

8.1 The $N = 1$ main sequence

Recall from Subsubsection 6.3.2 that in $N = 1$ there are two kinds of superfields: the scalar superfield Φ_α and the fermionic superfield Λ_α . The superderivative operator D maps between them as in mappings (6.22) and (6.35). Recall that these each performed vertex raises.

Proposition 8.1 *The superderivative maps (6.22) and (6.35) provide the sequence of superfields corresponding to the only $N = 1$ main sequence of the Vertex Raising Theorems (Theorem 5.1 and Corollaries 5.2 and 5.4):*


(8.1)

Proof: Concatenating the results of (6.22) and (6.35), and using (6.23), we find that

$$(D\tilde{\Lambda}_{\pi/2}) \simeq \dot{\Phi}_{\pi/2} . \quad (8.2)$$

We effectively apply the D map twice in succession, and an Adinkra is raised two levels,


(8.3)

so that an scalar Adinkra is mapped to another scalar Adinkra. The image of this double D -map is the time-derivative of the original Adinkra. This is a reflection of the algebraic fact that the superspace derivative D squares to $i\partial_\tau$, the phase factor of i is manifest in superspace by the physically irrelevant shift in the α phase, defined in (6.20)–(6.21): $D^2 : \Phi_\alpha \rightarrow (\partial_\tau \Phi_{\alpha+\pi/2})$. As discussed

above, this overall phase shift is irrelevant when considering the superfields, the corresponding super-multiplets and their Adinkras as representations of supersymmetry.

The kernel of the mapping is spanned by the scalar and the spinor constants, represented, respectively, by ‘ \times ’ and ‘+’ in the diagram (8.3), both comprising the trivial ‘zero-mode’ representations of supersymmetry. As described in Subsection 6.3.2, these constants may always be re-absorbed into the component fields as integration constants. The superfields corresponding to the starting and the ending Adinkra in the sequence (8.3) may thus be identified.

The two supersymmetry representations (6.18) and (6.19) thus comprise the *main sequence*—and, for $N = 1$, the only sequence—of supersymmetry representations, as obtained by vertex raising or, alternatively, by considering either the sequence $\Phi-(D\Phi)$ or the $\Lambda-(D\Lambda)$ one. \checkmark

8.2 The $N = 2$ main sequence

We now consider the Adinkras associated to $N = 2$ superfields described in Subsection 6.4, and the superderivatives associated with them.

First, recall that, by proposition 6.1, the mapping $D_I^{(1)} : \mathbb{U} \rightarrow (D_I\mathbb{U})$ has its image in \mathbb{F}_I and that $\ker(D_I^{(1)}) = (u(0); 0; 0)$ is a ‘zero-mode’ superfield consisting of a single, scalar constant. It remains to determine the cokernel of the map $D_I^{(1)} : \mathbb{U} \rightarrow (D_I\mathbb{U})$, and to this end we now proceed to prove:

Proposition 8.2 *Let \mathbb{U} denote an unconstrained $N = 2$ superfield and $\mathcal{A}_{\mathbb{U}}$ the corresponding Adinkra. Then, there exists a semi-infinite sequence of linear mappings between superfields, generated from \mathbb{U} by the action of superderivative maps constructed from D_I (6.4), which contains superfields corresponding to all Adinkras of the topology of $\mathcal{A}_{\mathbb{U}}$.*

Proof: Counting dimensions in terms of real-valued *functions*, we see that¹² $\dim_{\mathbb{R}} \mathbb{U} = (1|2|1)$, $\dim_{\mathbb{R}} \mathbb{F}_I = (2|4|2)$ and $\dim_{\mathbb{R}} \ker(D_I^{(1)}) = (0|0|0)$. Thus, it must be that $\dim_{\mathbb{R}} \text{cok}(D_I^{(1)}) = (1|2|1)$, so we must identify this cokernel, and a mapping μ that satisfies:

$$0 \rightarrow (u(0); 0; 0) \xrightarrow{\iota} \mathbb{U} \xrightarrow{D_I^{(1)}} \mathbb{F}_I \xrightarrow{\mu} \text{cok}(D_I) \rightarrow 0 . \quad (8.4)$$

That is, $\mu \circ D_I^{(1)} = 0$, and moreover $\text{im}(D_I^{(1)}) = \ker(\mu)$. A little experimentation provides that

$$\mathbb{D}_K^J D_J = 0 , \quad \text{where} \quad \mathbb{D}_K^J := \tilde{\sigma}_K^{IJ} D_I , \quad \tilde{\sigma}_K = \begin{cases} \sigma_3 & \text{for } K = 1, \\ \sigma_1 & \text{for } K = 2, \end{cases} \quad (8.5)$$

where σ_1, σ_3 are the standard Pauli matrices. Indeed,

$$\mathbb{D}_K^J D_J = \tilde{\sigma}_K^{IJ} D_I D_J = \begin{cases} D_1^2 - D_2^2 \stackrel{(2.1)}{=} 0 & \text{for } K = 1, \\ D_1 D_2 + D_2 D_1 \stackrel{(2.1)}{=} 0 & \text{for } K = 2. \end{cases} \quad (8.6)$$

¹²For a supermultiplet and a superfield, we separate the total number of independent component fields of the same engineering dimension, from those of higher and lower engineering dimension, by the ‘|’ divider.

Moreover, $\mathbb{D}_K^J \mathbb{F}_J$ does not vanish for a general $\text{SO}(2)$ -doublet superfield, \mathbb{F}_J , but does vanish precisely when acting upon $\text{im}(D_J^{(1)}) \subset \mathbb{F}_J$. Note, however, that the matrix \mathbb{D}_K^J does *not* transform as a tensor with respect to this $\text{SO}(2)$. Indeed, this should be expected from the Adinkra transformations (6.56) and (6.57) indicated by the separate horizontal orange arrows, the raising of a single vertex. In fact, the two traceless, symmetric matrices σ_1, σ_3 generate the $\text{SU}(2)/\text{SO}(2)$ coset, $\text{SO}(2) \hookrightarrow \text{SU}(2)$ being generated by the imaginary Pauli matrix, $i[\sigma_2]^{IJ} = \varepsilon^{IJ}$. Finally, we note that the matrix \mathbb{D}_K^J satisfies the following properties:

$$[\mathbb{D}_K^I] = \begin{bmatrix} D_1 & -D_2 \\ D_2 & D_1 \end{bmatrix}, \quad \text{so} \quad \mathbb{D}_K^J D_J = 0, \quad \text{and} \quad \mathbb{D}_L^K \mathbb{D}_K^J = 0. \quad (8.7)$$

Of course, the *image* of the mapping $\mathbb{D}_K^{(2)J} : \mathbb{F}_J \rightarrow (\mathbb{D}_K^J \mathbb{F}_J)$ ‘lives’ in another $\text{SO}(2)$ -doublet superfield, akin to \mathbb{A}_I , and we obtain a semi-infinite sequence of superfield mappings:

$$0 \rightarrow (u(0); 0; 0) \xrightarrow{\iota} \mathbb{U} \xrightarrow{D_I^{(1)}} \mathbb{F}_I \xrightarrow{\mathbb{D}_J^{(2)I}} \mathbb{A}_J \xrightarrow{\mathbb{D}_K^{(3)J}} \mathbb{F}'_K \xrightarrow{\mathbb{D}_L^{(4)K}} \mathbb{A}'_L \xrightarrow{\mathbb{D}_M^{(5)L}} \dots \quad (8.8)$$

To identify the kernels and cokernels in this sequence of mappings, we recall that any such sequence may be resolved into a zig-zag weave of short exact sequences, of which we show here but the left-most end:

$$\begin{array}{ccccccc} & & 0 & & 0 & & \\ & & \searrow & & \swarrow & & \\ & & (u(0); 0; 0) & & & & \\ & & \swarrow & & \searrow & & \\ 0 & \xrightarrow{\quad} & (u(0); 0; 0) & \xrightarrow{\iota_0} & \mathbb{U} & \xrightarrow{D_I^{(1)}} & \mathbb{F}_I & \xrightarrow{\mathbb{D}_J^{(2)I}} & \mathbb{A}_J & \xrightarrow{\mathbb{D}_K^{(3)J}} & \dots \\ & \nearrow & 0 & & \nwarrow & & \nearrow & & \nwarrow & & \\ & & & & \tilde{\mathbb{F}}_I := (D_I \mathbb{U}) & & \tilde{\mathbb{A}}_J := (\mathbb{D}_J^I \mathbb{F}_I) & & & & \\ & & & & \swarrow & & \swarrow & & \swarrow & & \\ & & & & 0 & & 0 & & 0 & & \end{array} \quad (8.9)$$

As indicated in the sequence (8.8), this continues indefinitely to the right; all inclusion injections are indicated by ι . The horizontal, orange maps are the ones appearing in the sequence (8.8), and are factored by the diagonal sequences of mappings so as to exhibit various kernels and cokernels. In particular, the ‘fused’ pair $\tilde{\mathbb{F}}_I := (D_I \mathbb{U})$ spans $\text{im}(D_I^{(1)}) = \ker(\mathbb{D}_J^{(2)I})$, and an analogously fused pair $\tilde{\mathbb{A}}_J := (\mathbb{D}_J^I \mathbb{F}_I)$ spans $\text{im}(\mathbb{D}_J^{(2)I}) = \ker(\mathbb{D}_K^{(3)J})$.

The simplest is, of course, the beginning at the left, where the left-most exact SE-sequence identifies the ‘zero-mode’ representation of supersymmetry, $(u(0); 0; 0)$ as $\ker(D_I^{(1)})$. Conversely, the same sequence identifies $\tilde{\mathbb{F}}_I$ as the cokernel of ι_0 , so that

$$\tilde{\mathbb{F}}_I = \text{cok}(\iota_0) \stackrel{D}{\cong} \mathbb{U} / \iota_0(u(0); 0; 0) = \{\mathbb{U} \equiv \mathbb{U} + \iota_0(u(0); 0; 0)\}. \quad (8.10)$$

That is, $\tilde{\mathbb{F}}_I$ may be regarded as the ‘super-gauge’ equivalence class, very much as in (6.25). Just as there, here too the isomorphism, denoted ‘ $\stackrel{D}{\cong}$ ’ consists of the straightforward identification of both fermionic components, $\omega_I(\tau) = i\chi_I(\tau)$, and one bosonic component, $\frac{1}{2}(F_{21} - F_{12}) = iU(\tau)$, but the *derivative identification* of the other bosonic component, $\frac{1}{2}(F_{11} + F_{22}) = i\dot{u}(\tau)$. This, of course, corresponds to the vertex raising in the Adinkra presentation.

The action of the diagonal ι_i 's, for $i > 0$, is far from trivial, however, as can be gleaned from studying the relationships among the Adinkras in the same zig-zag diagram:

$$\dots \quad (8.11)$$

First, we note that the two *separate* components of the horizontal, orange D_I are indeed mapping into the two correspondingly separate components of \mathbb{F}_I : $\{\mathbb{F}_I\} = \mathbb{F}_1 \oplus \mathbb{F}_2$, and both components, \mathbb{F}_1 and \mathbb{F}_2 are separately isomorphic to the superfield \mathbb{B} , defined in (6.41).

Next, we note that $\tilde{\mathbb{F}}_I := (D_I \mathbb{U})$ is included in \mathbb{F}_I in a non-trivial fashion: Owing to the exactness of the diagonal sequences, the NE-sequence with \mathbb{F}_I in the middle ensures that $\tilde{\mathbb{F}}_I = \ker(\mathbb{D}_J^{(2)I})$, and this gives an alternate description: Given an independent $\text{SO}(2)$ -doublet of superfields \mathbb{F}_I , defined as in (6.46), we obtain:

$$\tilde{\mathbb{F}}_I = \{\mathbb{F}_I : \mathbb{D}_J^I \mathbb{F}_I = 0\} . \quad (8.12)$$

which defines $\tilde{\mathbb{F}}_I$ as a super-constrained superfield. The fact that the previous, SE-sequence provides that

$$\tilde{\mathbb{F}}_I = (D_I \mathbb{U}) , \quad (8.13)$$

is the *superderivative superfield* solution¹³ of the super-constraint $\mathbb{D}_J^I \mathbb{F}_I = 0$, the supersymmetry-invariant rendition of the component field constraint system (6.54). Indeed, applying the invariant projection operators (6.7) on $\mathbb{D}_J^I \mathbb{F}_I = 0$ reproduces the system of component constraints (6.54).

In turn, this same short exact NE-sequence also represents:

$$\tilde{\mathbb{A}}_J = \text{cok}(\iota_1) \stackrel{\mathbb{D}}{\simeq} \{\mathbb{F}_I\} / \iota_1(\tilde{\mathbb{F}}_I) = \{\mathbb{F}_I \equiv \mathbb{F}_I + \iota_1(\tilde{\mathbb{F}}_I)\} , \quad (8.14)$$

where, in turn, $\tilde{\mathbb{F}}_I$ is defined by the equivalence relation (8.10). This isomorphism, ' $\stackrel{\mathbb{D}}{\simeq}$ ' again includes a vertex raising time-derivative action. The situation in which the generator of an equivalence relation is itself an equivalence class, and when such a concatenation of relationships continues indefinitely, is not unfamiliar in physics, and reminds of the 'ghost-for-ghost' phenomenon with BRST symmetry. The sequences (8.8), (8.9) and (8.11) then represent a corresponding (1|1)-supersymmetry construction.

¹³This nomenclature is perfectly analogous to the standard one in $d = 4$, where, *e.g.*, the constrained *chiral* superfield is defined so as to satisfy the super-constraint $\bar{D}_{\dot{\alpha}} \Phi = 0$, and which is solved by $\Phi = \bar{D}_{\dot{\alpha}} \Psi^{\dot{\alpha}}$, in terms of an otherwise unconstrained, 2-component, Weyl fermion superfield, $\Psi^{\dot{\alpha}}$ [14]. The strange superspace fact that superderivative equations are solved by superderivatives of superfields rather than antiderivatives is a reflection of the fact that fermionic integration is equivalent to superderivatives, and the use of invariant superderivatives ensures invariance with respect to supersymmetry.

The next, second SE-sequence then includes $\tilde{\mathbb{A}}_J$ in the $\text{SO}(2)$ -doublet \mathbb{A}_J as its constrained subset

$$\tilde{\mathbb{A}}_j = \ker(\mathbb{D}_K^{(3)J}) = \{\mathbb{A}_J : \mathbb{D}_K^J \mathbb{A}_J = 0\}, \quad (8.15)$$

which in turn is solved by the assignment

$$\tilde{\mathbb{A}}_J = (\mathbb{D}_J^I \mathbb{F}_I), \quad (8.16)$$

in terms of otherwise unconstrained $\text{SO}(2)$ -doublet, \mathbb{F}_I . Noting that the components of the $\text{SO}(2)$ -doublet \mathbb{A}_J , both \mathbb{A}_1 and \mathbb{A}_2 are separately isomorphic to the superfield \mathbb{U} from which we started, the sequence in a sense comes full circle; the rest of it replicates the foregoing.

Finally, we remind that the superfields defined in the sequence (8.8) and (8.9) have an ever rising engineering dimension. That is, the lowest component field of each one superfield defined in this sequence, $\mathbb{U}, \mathbb{F}_I, \mathbb{A}_J, \dots$, has an engineering dimension $\frac{1}{2}$ larger than that of the lowest component of the immediately preceding one. The constrained superfields, $\tilde{\mathbb{F}}_I, \tilde{\mathbb{A}}_J, \dots$ are, of course, included in the $\text{SO}(2)$ -doublet superfields $\mathbb{F}_I, \mathbb{A}_J, \dots$, appearing in (8.8) and the horizontal sequence in (8.9), so that the same observation also covers these constrained superfields, as well as their alternate, equivalence-class definitions (8.10), (8.14) and so on.

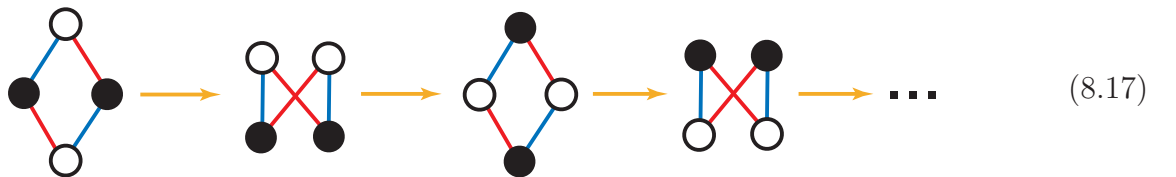
Finally, the depiction (8.11) of the same sequence shows that all Adinkras of the topology of $\mathcal{A}_{\mathbb{U}}$ appear in the sequence. ✓

Remark 8.1: The entire sequence (8.9) is generated, from the unconstrained superfield \mathbb{U} , by the initial action of the pair D_I and thereafter by the iterated action of the *same* 2×2 matrix of superderivatives \mathbb{D}_J^I .

8.3 The ‘Main Sequence’ of $N = 2$ Supermultiplets

In this section we identify the cyclicity of the sequence (8.11), thus defining the main sequence of $N = 2$ superfields, corresponding to the main sequence of Adinkras.

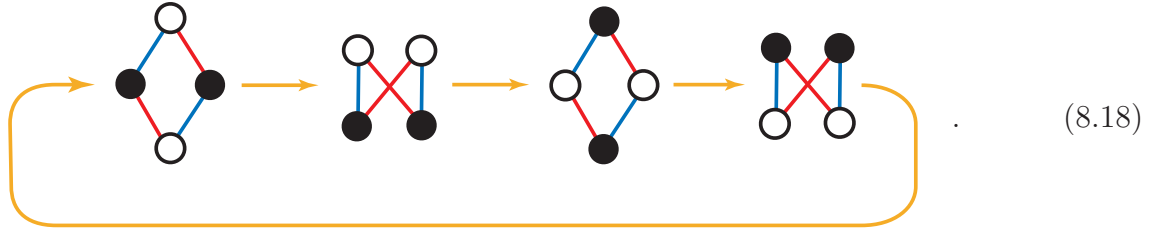
Consider once again the sequence of vertex raises shown in (6.56) and (6.57), as repeated in the zig-zag sequences (8.9) and (8.11). If we focus only on the supermultiplet structures which appear in these, suppressing any reference to zero-modes lost, to the particular “heights” of the lowest vertices in the Adinkras, and omit the dots from vertices since these are without intrinsic meaning, we can reproduce the essence of these maps as follows,



The interpretation of this sequence is as follows. We start with a particular Adinkra, in this case the Adinkra corresponding to the real scalar superfield \mathbb{U} given in in (6.38), then we apply vertex raises to obtain new Adinkras. In each case, one of the “source” vertices, (vertices to which arrows only point away from), is “raised” to generate a new Adinkra. The second Adinkra in

the sequence (8.17) corresponds to the multiplet described by (6.59), which, in turn, represents a constrained (irreducible) spinor doublet superfield $\tilde{\mathbb{F}}_I$. The third multiplet in (8.17) corresponds to the spinor superfield \mathbb{B} given in (6.41). In this way we map supermultiplets into one another by a well-defined process. As explained so far, this sequence proceeds as $\mathbb{U} \dashrightarrow \tilde{\mathbb{F}}_I \dashrightarrow \mathbb{B} \dashrightarrow \dots$.

The ellipses in (8.17) indicates that we can continue the process of raising vertices to generate further engineerable Adinkras. To do this, we take the only source vertex in the third Adinkra in (8.17), and raise this to obtain a new Adinkra. We then raise one of the source vertices in the Adinkra which results. Interestingly, this process returns the initial Adinkra in the sequence, which therefore becomes cyclic,

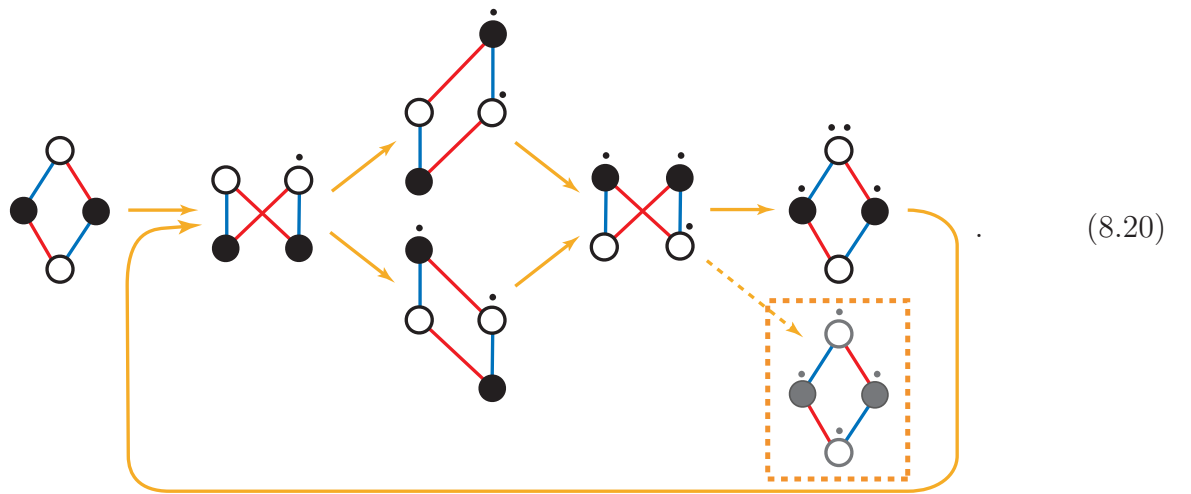


The fourth Adinkra in this sequence corresponds to an irreducible constrained version, $\tilde{\mathbb{A}}_I$, of the doublet scalar superfield \mathbb{A}_I , described in (6.43). Thus, this $N = 2$ looping sequence correlates with superfields according to

$$\mathbb{U} \dashrightarrow \tilde{\mathbb{F}}_I \dashrightarrow \mathbb{B} \dashrightarrow \tilde{\mathbb{A}}_I \dashrightarrow \mathbb{U}, \quad (8.19)$$

although, in fact, the superfield obtained on the far right would not be \mathbb{U} identically, but its overall derivative, $\partial_\tau \mathbb{U}$.

Consider now performing the same process, starting with the same Adinkra, corresponding to the superfield \mathbb{U} , as on the far left of the sequence (8.18), but now distinguish all four vertices and keep the dots indicating derivatives for relative reference. We obtain:

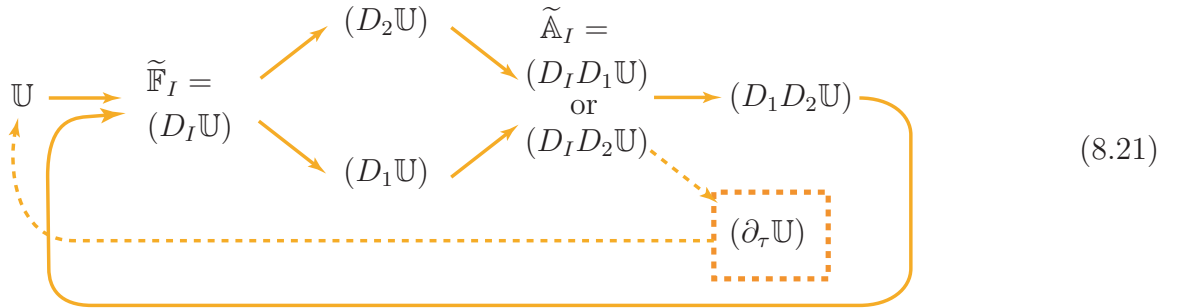


The framed, gray Adinkra in the lower right-hand corner represents a supermultiplet that is a “trivial,” overall time-derivative of the initial one. The one above it is identical in structure,

but corresponds to a supermultiplet in which the top component field of \mathbb{U} is now the lowest; this happens for all even N . There are only four distinct Adinkras in this *main sequence* since the time-derivative distinctions are irrelevant for considering the supersymmetry action on these supermultiplets; these distinctions however trace the way these supermultiplets are generated in this sequence. Furthermore, every Adinkra generated further to the right is the overall time-derivative of another that is already in the main sequence.

On the other hand, note that enforcing strict $\text{SO}(2)$ equivariance means that the middle pair would have to be skipped, since the two fermionic, black vertices in the second Adinkra must be raised jointly in an $\text{SO}(2)$ -equivariant setting, thus producing the penultimate Adinkra directly. The so generated 3-term $\text{SO}(2)$ -equivariant main sequence then *does not include* the omitted Adinkra of the pair in the middle of (8.20). Starting with the superfield \mathbb{B} in place of \mathbb{U} , one can construct an analogous 3-term *complementary* $\text{SO}(2)$ -equivariant main sequence, which however then would omit the Adinkra corresponding to \mathbb{U} .

Finally, it is the sequence (8.20) to which the foregoing discussion of superderivative superfields corresponds, and without further ado, we just replace the corresponding Adinkras with the *superderivative superfields* in terms of \mathbb{U} :



A comparison of the sequences (8.20) and (8.21) then proves:

Proposition 8.3 *The cyclic sequence (8.21) is the superderivative-superfield rendition, in the $N = 2$ case, of the Vertex Raising Theorems (Theorem 5.1 and corollaries 5.2 and 5.4); the implied identifications are listed in Table 1.*

| Adinkra | Superderivatives | Adinkra | Superderivatives |
|---------|---|---------|---|
| | \mathbb{U} | | $(D_I \mathbb{U})$ |
| | either $(D_1 \mathbb{U})$ or $(D_2 \mathbb{U})$ | | either $(D_I D_1 \mathbb{U})$ or $(D_I D_2 \mathbb{U})$ |

Table 1: A listing of the Adinkras that appear in the general $N = 2$ main sequence and their corresponding *superderivative superfields*, in terms of an unconstrained, scalar superfields, \mathbb{U} . Here, $I = 1, 2$, so that $(D_I \mathbb{U})$ denotes the pair of superderivative superfields.

The set of four Adinkras appearing in this sequence describe, in fact, the complete set of irreducible and engineerable representations of the $(1|2)$ superalgebra. We refer to this sequence of multiplets as the “main sequence” of $N = 2$ supermultiplets. The same four Adinkras appearing in (8.18) were tabulated, in a completely analogous presentation, in Ref. [9]. In that reference the main sequence was referred to as the “root tree”. Also in Ref. [9] a set of operations generating all elements of this set was described in terms of arrow reversals. In this paper, however, we have used the language of vertex raising as a vehicle for describing the correlation between Adinkra operations and superspace derivatives. We have therefore demonstrated more comprehensively the connection between Adinkras and superspace.

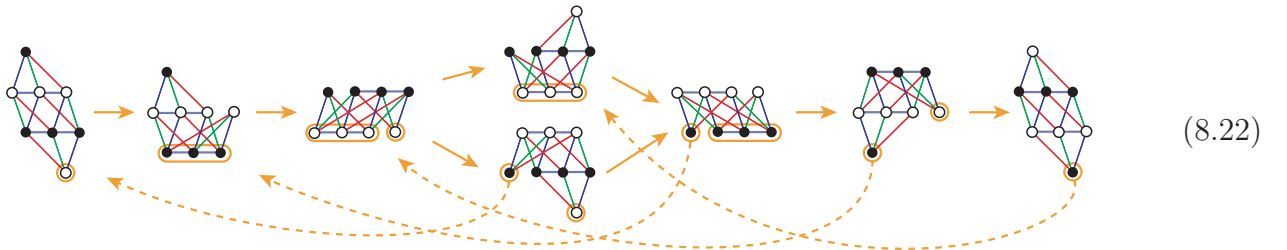
8.4 The cases $N > 2$

The constructions of Subsections 6.3–8.3, do not of course stop at $N = 2$. There is a straightforward generalization, which we now describe, without going into as many details, however.

8.4.1 The Main Sequences of Adinkras

Owing to Vertex Raising Theorems (Theorem 5.1 and Corollaries 5.2 and 5.4), it is possible to start with an arbitrary engineerable Adinkra, for any value of N , and to follow through a sequence of vertex raising operations. This iteratively cycles through each engineerable supermultiplet for that value of N , and with the topology of the originally chosen Adinkra.

We refer to the so obtained sequence of Adinkras with a N -cubical topology as the “main sequence” of multiplets for each value of N ; see also § 7.3. The $N = 3$ case is presented here:



The grey ‘rungs’ linking the vertices which are at the same level in the left-most Adinkra depict the additional restriction imposed herein: $SO(3)$ -equivariance. That is, any three linked vertices correspond to component fields that jointly span a 3-dimensional representation of $SO(3)$; the solitary vertices correspond to component fields that span the invariant, 1-dimensional $SO(3)$ -representation. To preserve this $SO(3)$ -action, linked vertices may only be raised or lowered together. In each Adinkra in (8.22), the source vertices are circled, being about to be raised, and the Adinkra(s) to the immediate right represent the result. This rule has been followed in the sequence (8.22) and has considerably simplified its construction. The complete cycle, with all eight vertices distinguishable is depicted in Fig. 4, however, without the dots indicating the vertex raising that generates the hanging gardens’ main sequence. The 3rd, 5th, 6th and 7th provide two separate ways of raising vertices. One of the two options in the 5th, 6th and 7th Adinkra, and the only option in the 8th one produce Adinkras already present in the sequence, and the so replicated Adinkra corresponds to a supermultiplet that is the time-derivative of the original. This is indicated by the dashed

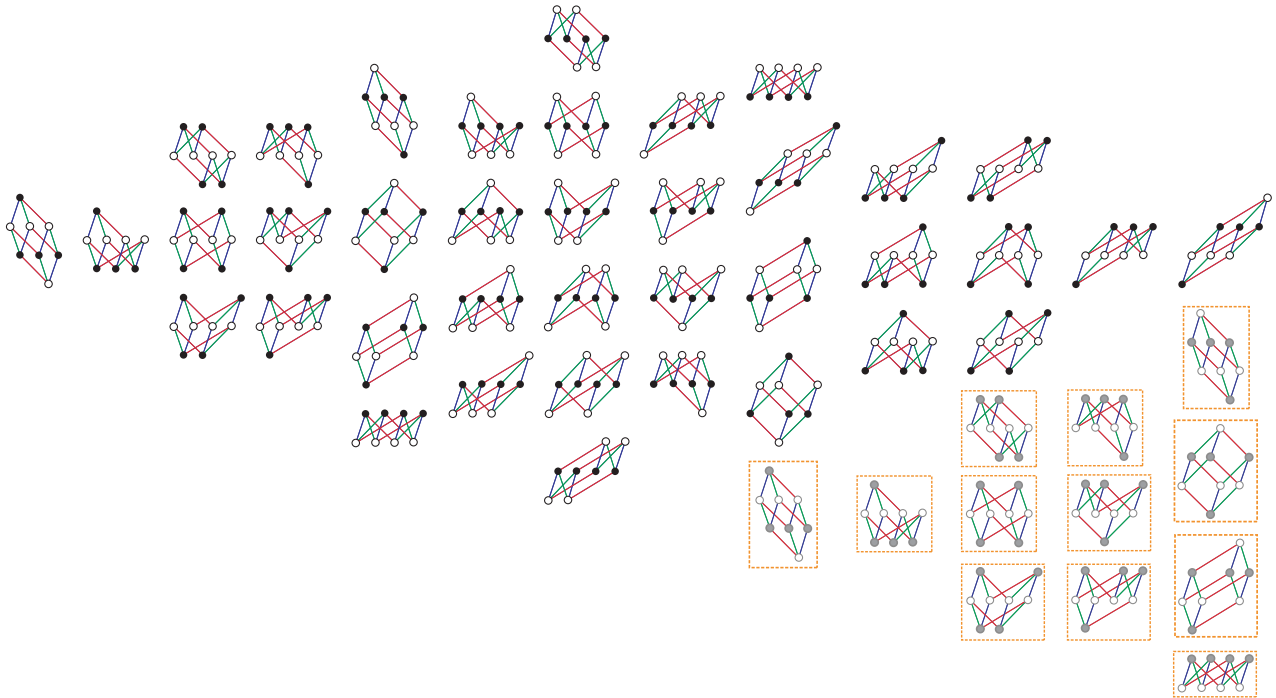


Figure 4: The *main sequence* of $N = 3$ Adinkras, generated by the vertex raising, starting from left. All eight vertices were treated as distinguishable, but no labeling was added, to prevent clutter. The gray, boxed Adinkras in the right-hand lower part begin repeating the sequence.

back-arrows in (8.22); in Fig. 4, the similarly repeating Adinkras are depicted grey and framed. This provides, in both the $\text{SO}(3)$ -equivariant main sequence (8.22) and the general one in Fig. 4, for the same cyclicity as in (8.20).

Furthermore, just as in the $N = 2$ main sequence (8.20), here too we see that both the $\text{SO}(3)$ -equivariant and the general main sequence have a spindly shape, and both are invariant with respect to a mirror-reflection of sorts, where the k^{th} Adinkra from the left has a counterpart in a corresponding k^{th} Adinkra from the right. Such two Adinkras are each other's up-down reflection, up to the slant in the diagrams in (8.22) and Fig. 4, provided so as to suggest a fake perspective to the diagrams. This mirror-reflection is reminiscent of Hodge duality; in particular, the pair of Adinkras in the middle of the sequence (8.22) is such a mirror-pair.

In general, insisting on $\text{SO}(N)$ equivariance precludes vertex raising and lowering of individual vertices from within an n -tuple of vertices corresponding to n component fields that span an irreducible n -dimensional representation of $\text{SO}(N)$. Thus, for example, the Adinkras with $(2|4|2)$ vertices appearing in the 3rd column from the left in Fig. 4 cannot occur in the $\text{SO}(3)$ -equivariant main sequence (8.22). This divides *families* of a topology into equivariant *genera*. Reducing the equivariance group to $\mathbb{1}$ brings us back to the whole family: “ $\mathbb{1}$ -equivariant genera” of Adinkras are families of Adinkras.

8.4.2 Superderivative Solutions for $N = 3$

Unlike the $N = 2$ case, an explicit construction for the proof of the $N > 2$ analogue of Proposition 8.2 turns out not to be generated by a finite list of superderivative matrices, and we discuss this briefly, below. However, we do provide a generalization of Proposition 8.3, for each N and each family of Adinkras with the same topology, if at least one Adinkra has an identified, corresponding superfield.

Straightforward iteration of the foregoing constructions in this section proves, as a direct generalization of proposition 8.3:

Proposition 8.4 *To the main $SO(3)$ -equivariant main sequence of Adinkras (8.22), there corresponds an analogous sequence of superderivative superfields, listed in table 2.*

Remark 8.2: The diligent Reader should have no difficulty ascertaining the same pairings for the much larger family depicted in Fig. 4. The $SO(3)$ -equivariant sequence (8.22) is, of course,

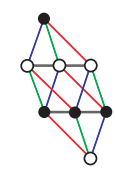
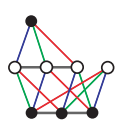
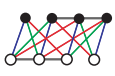
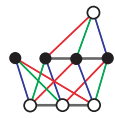
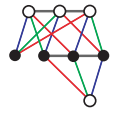
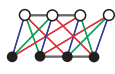
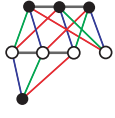
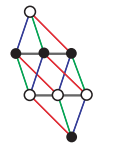
| Adinkra | Superderivatives | Adinkra | Superderivatives |
|---|--|---|--|
|  | \mathbb{U} |  | $(D_I \mathbb{U})$ |
|  | $(D_{[I} D_{J]} \mathbb{U}, \partial_\tau \mathbb{U})$ |  | $(D_{[I} D_{J]} \mathbb{U})$ |
|  | $(D_{[1} D_2 D_3] \mathbb{U}, \partial_\tau \mathbb{U})$ |  | $(D_{[1} D_2 D_3] \mathbb{U}, \partial_\tau D_I \mathbb{U})$ |
|  | $(D_{[1} D_2 D_3] \mathbb{U}, \partial_\tau^2 \mathbb{U})$ |  | $(D_{[1} D_2 D_3] \mathbb{U})$ |

Table 2: A listing of the Adinkras that appear in the $SO(3)$ -equivariant main sequence, their corresponding *superderivative superfields*, in terms of an unconstrained, scalar superfields, \mathbb{U} . Here, $I, J, K = 1, 2, 3$, so $(D_I \mathbb{U})$ denotes the triple of superderivative superfields.

embedded in the general main sequence in Fig. 4, and a list of superfield constructions analogous to those in Table 2 is easy to reconstruct for all the Adinkras therein along the lines described in Theorem 7.6.

8.4.3 The Semi-infinite Sequence of Superfields

The construction of the superfield sequence corresponding to (8.3) and the sequence (8.9) was fairly straightforward. For $N = 2$, the sequence (8.9) encodes all the relationships between the: (a) superderivative superfields, (b) the super-constraints that they satisfy, and (c) the dual super-equivalence classes. The construction of the $N > 2$ analogue of the sequence (8.9), and so the determination of this data, becomes increasingly more complex with N growing.

For example, the right-hand side entry in the first row of Table. 2 gives a superderivative superfield, $(D_I\mathbb{U})$, in terms of a single, unconstrained superfield \mathbb{U} , which solves a system of *five* constraints imposed on an $\text{SO}(3)$ -equivariant triple of superfields:

$$\mathbb{D}_{\mathcal{A}}^{(2)I}\mathbb{F}_I = 0, \quad \mathbb{D}_{\mathcal{A}}^{(2)I} := \tilde{\lambda}_{\mathcal{A}}^{JI}D_J, \quad I, J = 1, 2, 3, \quad \mathcal{A} = 1, \dots, 5, \quad (8.23)$$

$$\tilde{\lambda}_{\mathcal{A}} = \left\{ \begin{pmatrix} 0 & 1 & 0 \\ 1 & 0 & 0 \\ 0 & 0 & 0 \end{pmatrix}, \begin{pmatrix} 0 & 0 & 1 \\ 0 & 0 & 0 \\ 1 & 0 & 0 \end{pmatrix}, \begin{pmatrix} 0 & 0 & 0 \\ 0 & 0 & 1 \\ 0 & 1 & 0 \end{pmatrix}, \begin{pmatrix} 1 & 0 & 0 \\ 0 & -1 & 0 \\ 0 & 0 & 0 \end{pmatrix}, \begin{pmatrix} 0 & 0 & 0 \\ 0 & 1 & 0 \\ 0 & 0 & -1 \end{pmatrix} \right\}. \quad (8.24)$$

Note that the five traceless, symmetric matrices, $\tilde{\lambda}_{\mathcal{A}}$, generate the $\text{SU}(3)/\text{SO}(3)$ coset; the remaining three imaginary Gell-Mann matrices generate $\text{SO}(3) \hookrightarrow \text{SU}(3)$. Akin to Eq. (8.7), we can display:

$$[\mathbb{D}_{\mathcal{A}}^{(2)I}] = \begin{bmatrix} D_2 & D_1 & 0 \\ D_3 & 0 & D_1 \\ 0 & D_3 & D_2 \\ D_1 & -D_2 & 0 \\ 0 & D_2 & -D_3 \end{bmatrix}, \quad \mathbb{D}_{\mathcal{A}}^I D_I = 0. \quad (8.25)$$

Like \mathbb{D}_J^I in (8.7), this is the maximal-rank first order superderivative linear mapping that annihilates D_I . However, unlike (8.7), this is not even a square matrix, much less nilpotent. The maximal-rank matrix of first order superderivatives that annihilates $\mathbb{D}_{\mathcal{A}}^{(2)I}$ may be found by direct computation:

$$[\mathbb{D}_{\mathcal{B}}^{(3)\mathcal{A}}] = \begin{bmatrix} D_1 & 0 & 0 & D_2 & 0 \\ D_2 & 0 & 0 & -D_1 & 0 \\ D_3 & D_2 & D_1 & 0 & 0 \\ 0 & D_1 & 0 & D_3 & D_3 \\ 0 & D_3 & 0 & D_1 & D_1 \\ 0 & 0 & D_2 & 0 & D_3 \\ 0 & 0 & D_3 & 0 & D_2 \end{bmatrix}, \quad \mathbb{D}_{\mathcal{B}}^{(3)\mathcal{A}} \mathbb{D}_{\mathcal{A}}^{(2)I} = 0. \quad (8.26)$$

Like for $N = 2$, we have that $D_I\mathbb{U}$ annihilates $(u(0); 0; 0) \in \mathbb{U}$, and so

$$0 \rightarrow (u(0); 0; 0) \xrightarrow{\iota} \mathbb{U} \xrightarrow{D_I^{(1)}} \mathbb{F}_I \xrightarrow{\mathbb{D}_{\mathcal{A}}^{(2)I}} \mathbb{B}_{\mathcal{A}} \xrightarrow{\mathbb{D}_{\mathcal{B}}^{(3)\mathcal{A}}} \quad (8.27)$$

is exact. It behooves to make a quick dimension-count, recalling that the discussion leading to the sequences (8.9) and (8.11) implies the following:

1. The superderivative maps $D_I^{(1)}$, $\mathbb{D}_J^{(2)I}$, *etc.*, send a $(d_0|d_1|d_2|d_3|\dots)$ -dimensional representation into a $(0|d_1|(d_2+d_0)|d_3|\dots)$ -dimensional one;
2. The inclusion maps ι_i , for $i > 0$, send a $(0|d_1|d_2|d_3|\dots)$ -dimensional representation into a $(d_1|d_2|d_3|\dots)$ -dimensional one. Note that the lowest components in the resulting superfield have the same engineering dimension as the next-to-lowest ones in the initial one.

This then easily provides the $N = 3$ dimension-count version of the sequence (8.9):

$$\begin{array}{ccccccc}
& & 0 & & 0 & & \\
& & \swarrow & & \searrow & & \\
& & (0|0|0|0) & & (0|5|8|3) & & \\
& & \swarrow & & \searrow & & \\
0 & \xrightarrow{\quad} & (0|0|0|0) & \xrightarrow{\quad \iota_0 \quad} & (1|3|3|1) & \xrightarrow{\quad D_I^{(1)} \quad} & (3|9|9|3) & \xrightarrow{\quad \mathbb{D}_J^{(2)I} \quad} & (5|15|15|5) & \xrightarrow{\quad \mathbb{D}_K^{(3)J} \quad} & \dots & (8.28) \\
& \nearrow & & \searrow & \nearrow & \searrow & \nearrow & \searrow & \nearrow & \searrow & \\
& 0 & & & (0|3|4|1) & & & & & & \\
& & & & \swarrow & & \searrow & & & & \\
& & & & 0 & & 0 & & & &
\end{array}$$

Now, while the dimension count suffices to identify

$$\text{im}(D_I) = \begin{array}{c} \bullet \\ \diagup \quad \diagdown \\ \circ \quad \circ \\ \diagdown \quad \diagup \\ \bullet \end{array} \subset \mathbb{F}_I = \begin{array}{c} \bullet \\ \diagup \quad \diagdown \\ \circ \quad \circ \\ \diagdown \quad \diagup \\ \bullet \end{array} \begin{array}{c} \bullet \\ \diagup \quad \diagdown \\ \circ \quad \circ \\ \diagdown \quad \diagup \\ \bullet \end{array} \begin{array}{c} \bullet \\ \diagup \quad \diagdown \\ \circ \quad \circ \\ \diagdown \quad \diagup \\ \bullet \end{array}, \quad (8.29)$$

it does not suffice for an unambiguous identification of the remaining representations. In particular, from the dimension-count alone, it is not clear whether

$$(0|5|8|3) = (0|1|4|3) \oplus (0|4|4|0), \quad \text{or} \quad = (0|2|4|2) \oplus (0|3|4|1). \quad (8.30)$$

Thus, the $N = 3$ analogue of the sequence (8.9) is not only semi-infinite, but the dimensions of the representations appearing grow unboundedly and its structure becomes rather swiftly, rather more and more complex. Necessarily then, the same applies for all $N > 2$.

The emerging structures are strongly reminiscent of a Verma module. The sought-after *main sequence*, perforce finite, is obtained as a quotient of this module by equivalences, which are easiest defined as the manifest identity of the corresponding Adinkras. A detailed study of this structure is however well beyond the scope of this article and will be addressed separately.

The construction of the semi-infinite superfield sequence in the manner of (8.9) becomes considerably more complex with N growing, so the vertex raising technique with Adinkras is superior in constructing the corresponding main sequences with any degree of equivariance and for any $N > 3$.

9 Conclusions

For $(1|N)$ -supersymmetry algebras with $N \leq 3$, we have explicitly codified in terms of graph theory the subset of the representation theory that corresponds to engineerable *Adinkras*. For $N \geq 4$, the classification becomes more complex owing to the emergence of more than one topology of Adinkras. The generating process discussed herein applies to all Adinkras of the same topology, which thus form a *family*. In this way the Adinkra topology provides a coarse classification into families, the one with the N -cubical topology called the *main sequence*. Within each family, our main Theorems 4.1, 5.1 and the Corollaries 5.2 and 5.4 of the latter identify and generate all members.

The analogous process has been explicitly reproduced for superfields of $(1|N)$ -supersymmetry with $N \leq 2$, in terms of superderivatives of superfields, viewed as solutions of superderivative

constraints. For $N \geq 3$, the generating of the analogous sequence of superderivative superfields and the superderivative constraints that they satisfy becomes rather more arduous. Instead, we have identified an algorithm for corresponding a superderivative superfield to every Adinkra—*assuming* that at least one Adinkra from each family has a known superfield rendition. This then produces a conditional classification of superderivative superfields directly paralleling the classification of Adinkras. This condition, that for every Adinkra topology at least one Adinkra has a superfield rendition, remains our conjecture for now.

*“There is something fascinating about science:
One gets such a wholesale returns of conjecture
out of such a trifling investment of fact.”*

— Samuel Clemens

*“There is no branch of mathematics, however abstract,
which may not some day be applied to phenomena
of the real world.”*

— Nikolai Lobachevsky

Acknowledgments: The research of S.J.G. is supported in part by the National Science Foundation Grant PHY-0354401. T.H. is indebted to the generous support of the Department of Energy through the grant DE-FG02-94ER-40854.

A Superfields and Component Fields

The developments described in the main part of this paper are applicable largely within the context of classical field theory. However, the quantized versions of these classical theories are of particular interest. Accordingly, there are formal considerations which we should not ignore, lest quantization be rendered needlessly awkward. In particular, since, in a quantum theory, symmetry transformations are generated on fields by operators which are necessarily unitary, it is important that the operator corresponding to a supersymmetry transformation, namely $\mathcal{U}_\epsilon := \exp\{\delta_Q(\epsilon)\}$, must be unitary. This implies that the generating operator $\delta_Q(\epsilon)$ should be anti-Hermitian,

$$\delta_Q(\epsilon)^\dagger = -\delta_Q(\epsilon), \quad (\text{A.1})$$

with respect to the inner product of superfields in superspace. In the case of (1|1) supersymmetry, for example, such an inner product is defined by

$$\langle \mathbb{A} | \mathbb{B} \rangle := \int dt d\theta \mathbb{A}^\dagger \mathbb{B}, \quad (\text{A.2})$$

where \mathbb{A} and \mathbb{B} are (1|1) superfields.

In the context of a strictly classical theory, it is mildly puzzling how to realize an antihermitian supersymmetry operation $\delta_Q(\epsilon)$ which maps real fields into real fields. However, this puzzle is resolved by defining a supersymmetry transformation to act on any object \mathcal{O} according to $\mathcal{O} \rightarrow \mathcal{U} \mathcal{O} \mathcal{U}^{-1}$. In this way even classical fields are treated as operators, which, in fact, they are! For unitary \mathcal{U} , this implies $\mathcal{O} \rightarrow \mathcal{U} \mathcal{O} \mathcal{U}^\dagger$. This, in turn, properly preserves Hermiticity:

$$0 = [\mathcal{O}' - (\mathcal{O}')^\dagger] = [\mathcal{U} \mathcal{O} \mathcal{U}^\dagger - (\mathcal{U} \mathcal{O} \mathcal{U}^\dagger)^\dagger] = \mathcal{U} [\mathcal{O} - \mathcal{O}^\dagger] \mathcal{U}^\dagger. \quad (\text{A.3})$$

So, supersymmetry will be understood to act by:

$$\Phi \rightarrow e^{\delta_Q(\epsilon)} \Phi e^{-\delta_Q(\epsilon)} \Rightarrow \delta_Q(\epsilon) [\Phi] = [-i\epsilon Q, \Phi] = -i\epsilon [Q, \Phi] =: -i\epsilon (Q \Phi), \quad (\text{A.4})$$

where, formally,

$$[Q, \Phi] := Q \Phi - (-1)^{|\Phi|} \Phi Q, \quad (\text{A.5})$$

and where $|\Phi|$ is 0 or 1 depending on whether Φ is respectively a boson or a fermion. This formal calculation is to be understood as valid when each term is acting on any test ‘function’ from a suitable class. So, for $\Phi = \Phi^\dagger$ and $\Lambda = \Lambda^\dagger$ a real scalar and a real spinor superfield, alike:

$$(\delta_Q(\epsilon) \Phi)^\dagger = [\delta_Q(\epsilon), \Phi]^\dagger = [\Phi^\dagger, \delta_Q(\epsilon)^\dagger] = \delta_Q(\epsilon) \Phi; \quad (\text{A.6})$$

$$(\delta_Q(\epsilon) \Lambda)^\dagger = [\delta_Q(\epsilon), \Lambda]^\dagger = [\Lambda^\dagger, \delta_Q(\epsilon)^\dagger] = \delta_Q(\epsilon) \Lambda. \quad (\text{A.7})$$

For a real, anticommuting parameter ϵ and the anti-Hermitian anticommuting operator Q , we have that ¹⁴:

$$\delta_Q(\epsilon) := -i\epsilon Q, \quad \text{since} \quad (\delta_Q(\epsilon))^\dagger = iQ^\dagger \epsilon^\dagger = -iQ \epsilon = i\epsilon Q \quad (\text{A.8})$$

¹⁴We follow the three decades standard convention whereby $(AB)^\dagger = B^\dagger A^\dagger$, regardless of the parity of A, B . Note that Refs. [7,13] declare $(AB)^\dagger = (-1)^{|A||B|} A^\dagger B^\dagger$ instead, thus introducing extra ‘-’ signs in the Hermitian conjugation of anticommuting objects.

is indeed anti-Hermitian (A.1).

With a little forethought and (A.4) in mind, we *define*:

$$\phi := \Phi| , \quad (\text{A.9})$$

$$i\psi := [D, \Phi]| , \quad (\text{A.10})$$

$$\lambda := \Lambda| , \quad (\text{A.11})$$

$$B := \{D, \Lambda\}| , \quad (\text{A.12})$$

so that, if $\Phi^\dagger = \Phi$ and $\Lambda^\dagger = \Lambda$, the component field operators are all Hermitian¹⁵:

$$\phi^\dagger = \Phi^\dagger| = \Phi| = \phi , \quad (\text{A.13})$$

$$\psi^\dagger = (-i[D, \Phi])^\dagger| = -i[D, \Phi]| = \psi ; \quad (\text{A.14})$$

$$\lambda^\dagger = \Lambda^\dagger| = \Lambda| = \lambda , \quad (\text{A.15})$$

$$B^\dagger = \{D, \Lambda\}^\dagger| = \{D, \Lambda\}| = B . \quad (\text{A.16})$$

Note that we *define* the components of a superfield expression, or superfield statement, using the projection operator basis, $\{\mathbb{1} \bullet | , [D, \bullet]\}$, which is *dual* to the θ -expansion basis, $\{1, \theta\}$.

The supersymmetry transformations of the component fields are obtained by applying our basis of projection operators on the superfield transformation equation,

$$\delta_Q(\epsilon) \Phi = [-i\epsilon Q, \Phi] , \quad \text{and} \quad \delta_Q(\epsilon) \Lambda = [-i\epsilon Q, \Lambda] , \quad (\text{A.17})$$

which produces:

$$\delta_Q(\epsilon) \phi := \delta_Q(\epsilon) \Phi| = -i\epsilon (Q \Phi)| = -i\epsilon ((iD + 2\theta\partial_\tau)\Phi)| = i\epsilon \psi , \quad (\text{A.18})$$

$$\delta_Q(\epsilon) \psi := (-iD \delta_Q(\epsilon) \Phi)| = \epsilon \dot{\phi} . \quad (\text{A.19})$$

and similarly,

$$\delta_Q(\epsilon) \lambda := \delta_Q(\epsilon) \Lambda| = \epsilon B , \quad (\text{A.20})$$

$$\delta_Q(\epsilon) B := (D \delta_Q(\epsilon) \Lambda)| = i\epsilon \dot{\lambda} . \quad (\text{A.21})$$

Furthermore, the projections of $[\delta_Q(\epsilon_1), \delta_Q(\epsilon_2)]\Phi$ yield:

$$[\delta_Q(\epsilon_1), \delta_Q(\epsilon_2)] \phi := [\delta_Q(\epsilon_1), \delta_Q(\epsilon_2)] \Phi| = \delta_Q(\epsilon_1)(\delta_Q(\epsilon_2)\Phi)| - \text{“1} \leftrightarrow \text{2”} = 2i\epsilon_1\epsilon_2 \dot{\phi} , \quad (\text{A.22})$$

$$\begin{aligned} [\delta_Q(\epsilon_1), \delta_Q(\epsilon_2)] \psi &:= (-iD [\delta_Q(\epsilon_1), \delta_Q(\epsilon_2)] \Phi)| = -iD \delta_Q(\epsilon_1)(\delta_Q(\epsilon_2)\Phi)| - \text{“1} \leftrightarrow \text{2”} \\ &= 2i\epsilon_1\epsilon_2 \dot{\psi} . \end{aligned} \quad (\text{A.23})$$

This is in perfect agreement with the “operatorial” equation

$$[\delta_Q(\epsilon_1), \delta_Q(\epsilon_2)] = [(-i\epsilon_1 Q), (-i\epsilon_2 Q)] = +2i\epsilon_1\epsilon_2 \partial_\tau , \quad (\text{A.24})$$

¹⁵In turn, only Hermitian operators may be identified with *observables*, which are the subject of classical theory. This should make the projection of ϕ, ψ, λ, B into *classical fields* straightforward. Finally, for classical fields, an ‘operatorial’ expression such as $[\partial_\tau, f(\tau)]$ is simply to be interpreted as being the result of ∂_τ applied on $f(\tau)$, since that is what $[\partial_\tau, f(\tau)]$ becomes when this is applied on any suitable test function.

and the general results (6.2)–(6.3). Since operatorial equations are meant to hold when applied on *any suitable function*, this proves that the operators Q and D , as defined in (6.1) and (6.4), respectively, are applicable on superfields. The corresponding component field equations are obtained by invariant projection, applied upon these superfield equations, consistently with definition 6.1.

On the other hand, iterating (A.18)–(A.21) to obtain the action of $[\delta_Q(\epsilon_1), \delta_Q(\epsilon_2)]$ directly upon the pairs of component fields produces:

$$[\delta_Q(\epsilon_1), \delta_Q(\epsilon_2)] \begin{pmatrix} \phi \\ \psi \end{pmatrix} = \delta_Q(\epsilon_1) \begin{pmatrix} i\epsilon_2 \psi \\ \epsilon_2 \dot{\phi} \end{pmatrix} - \text{“1} \leftrightarrow \text{2”} = -2i \epsilon_1 \epsilon_2 \partial_\tau \begin{pmatrix} \phi \\ \psi \end{pmatrix}, \quad (\text{A.25})$$

$$[\delta_Q(\epsilon_1), \delta_Q(\epsilon_2)] \begin{pmatrix} \lambda \\ B \end{pmatrix} = \delta_Q(\epsilon_1) \begin{pmatrix} \epsilon_2 B \\ i\epsilon_2 \dot{\lambda} \end{pmatrix} - \text{“1} \leftrightarrow \text{2”} = -2i \epsilon_1 \epsilon_2 \partial_\tau \begin{pmatrix} \lambda \\ B \end{pmatrix}. \quad (\text{A.26})$$

Being different from the operatorial equation (A.24), these results prove that the component fields themselves do not belong to the class of suitable functions upon which the operators Q and D , as defined in (6.1) and (6.4), respectively, are defined to act.

References

- [1] M. F. Atiyah, R. Bott, and A. Shapiro: *Clifford modules*, *Topology*, **3** (suppl. 1) (1964) 3–38.
- [2] S. Bellucci, S. Krivonos, A. Marrani and E. Orazi: “Root” Actions for $N = 4$ Supersymmetric Mechanics Theories, [hep-th/0511249](#).
- [3] B. Bollobás: *Graph Theory: An Introductory Course*, (Springer–Verlag, New York, 1979).
- [4] I. L. Buchbinder and S. M. Kuzenko: *Ideas and methods of supersymmetry and supergravity*, Studies in High Energy Physics Cosmology and Gravitation, (IOP Publishing Ltd., Bristol, 1995).
- [5] H.L. Carrion, M. Rojas and F. Toppan: *Octonionic Realizations of One-Dimensional Extended Supersymmetries: a Classification*, *Mod. Phys. Lett.* **A18** (2003) 787–798, [hep-th/0212030](#).
- [6] G. Chartrand and L. Lesniak: *Graphs & Digraphs*, 2nd ed., (Wadsworth, Belmont, CA, 1986).
- [7] P. Deligne and D. S. Freed: *Supersolutions*, in *Quantum fields and strings: a course for mathematicians, Vol. 1 & 2, Princeton, NJ, 1996/1997*, p.227–355, (Amer. Math. Soc., Providence, RI, 1999).
- [8] C. Doran, M. Faux, S. J. Gates, Jr., T. Hübsch, K. Iga, and G. D. Landweber: *Off-shell supersymmetry, Clifford modules, and Adinkras*, forthcoming.
- [9] M. Faux and S.J. Gates, Jr.: *Adinkras: A Graphical Technology for Supersymmetric Representation Theory*, *Phys. Rev.* **D71** (2005) 065002, [hep-th/0408004](#).
- [10] M. Faux and D. Spector: *Duality and Central Charges in Supersymmetric Quantum Mechanics*, *Phys. Rev.* **D70** (2004) 085014.
- [11] M. Faux, D. Kagan and D. Spector: *Central Charges and Extra Dimensions in Supersymmetric Quantum Mechanics*, [hep-th/0406152](#).
- [12] P. Fré: *Introduction to harmonic expansions on coset manifolds and in particular on coset manifolds with Killing spinors*, in *Supersymmetry and supergravity 1984 (Trieste, 1984)*, p. 324–367, (World Sci. Pub., Singapore, 1984).
- [13] D. S. Freed: *Five lectures on supersymmetry*, (Amer. Math. Soc., Providence, RI, 1999).
- [14] S. J. Gates, Jr., M. T. Grisaru, M. Roček, and W. Siegel: *Superspace*, (Benjamin/Cummings Pub. Co., Reading, MA, 1983).
- [15] S. J. Gates, Jr. and S. V. Ketov: *2D (4,4) hypermultiplets. II. Field theory origins of dualities*, *Phys. Lett.* **B418** (1998) 119–124.
- [16] S. J. Gates, Jr., W. Linch, J. Phillips, and L. Rana: *The fundamental supersymmetry challenge remains*, *Gravit. Cosmol.* **8** (2002) 96–100, [hep-th/0109109](#).
- [17] S.J. Gates, Jr., W.D. Linch, III and J. Phillips: *When Superspace Is Not Enough*, [hep-th/0211034](#).
- [18] S. J. Gates, Jr. and L. Rana: *Ultra-Multiplets: A New Representation of Rigid 2D, $N = 8$ Supersymmetry*, *Phys. Lett.* **B342** (1995) 132–137, [hep-th/9410150](#).

- [19] S. J. Gates, Jr. and L. Rana: *A theory of spinning particles for large N -extended supersymmetry*, *Phys. Lett.* **B352** (1995) 50–58, [hep-th/9504025](#).
- [20] S. J. Gates, Jr. and L. Rana: *A theory of spinning particles for large N -extended supersymmetry. II*, *Phys. Lett.* **B369** (1996) 262–268, [hep-th/9510151](#).
- [21] T. Hübsch: *Haploid (2,2)-Superfields in 2-Dimensional Spacetime*, *Nucl. Phys.* **B555** (1999) 567–628, [hep-th/9901038](#).
- [22] V. G. Kac: *Lie superalgebras*, *Advances in Math.* **26** (1) (1997) 8–96.
- [23] Z. Kuznetsova, M. Rojas and F. Toppan: *Classification of irreps and invariants of the N -extended Supersymmetric Quantum Mechanics*, [hep-th/0511274](#).
- [24] Z. Kuznetsova, F. Toppan: *Constrained Generalized Supersymmetries and Superparticles With Tensorial Central Charges: A Classification*, *J. High En. Phys.* **0505** (2005) 060, [hep-th/0502178](#).
- [25] A. Pashnev, F. Toppan: *On the Classification of N -Extended Supersymmetric Quantum Mechanical Systems*, *J. Math. Phys.* **42** (2001) 5257–5271, [hep-th/0010135](#).
- [26] F. Toppan: *Central Extensions, Classical Nonequivariant Maps and Residual Symmetries*, *Nucl. Phys.* **B127** (Proc. Suppl. 2004) 201–206, [hep-th/0307118](#).
- [27] F. Toppan: *Division Algebras, Extended Supersymmetries and Applications*, *Nucl. Phys.* **B102** (Proc. Suppl. 2001) 270–277, [hep-th/0109073](#).
- [28] F. Toppan: *Classifying N -Extended 1-Dimensional Supersymmetric Systems*, in *Kiev 2000, Noncommutative structures in mathematics and physics*, p.195–201, [hep-th/0109047](#).
- [29] E. Witten: *Supersymmetry and Morse Theory*, *J. Diff. Geom.* **17** (1982) 661–692.