

A Note on Noncommutative Brane Inflation

Xin Zhang

Institute of Theoretical Physics, Chinese Academy of Sciences, P.O. Box 2735, Beijing
100080, People's Republic of China

Interdisciplinary Center of Theoretical Studies, Chinese Academy of Sciences, P.O. Box
2735, Beijing 100080, People's Republic of China

E-mail: zhangxin@itp.ac.cn

Abstract: In this paper, we investigate the noncommutative KKLM T D $3/\overline{D}3$ brane inflation scenario in detail. Incorporation of the brane inflation scenario and the noncommutative inflation scenario can nicely explain the large negative running of the spectral index as indicated by WMAP three-year data and can significantly release the fine-tuning for the parameter α . Using the WMAP three year results (blue-tilted spectral index with large negative running), we explore the parameter space and give the constraints and predictions for the inflationary parameters and cosmological observables in this scenario. We show that this scenario predicts a quite large tensor/scalar ratio and what is more, a too large cosmic string tension (assuming that the string coupling g_s is in its likely range from 0.1 to 1) to be compatible with the present observational bound. A more detailed analysis reveals that this model has some inconsistencies according to the fit to WMAP three year results.

Contents

1. Introduction	1
2. A model of noncommutative brane inflation	4
3. Cosmic string tension	8
4. Fitting to WMAP three-year results	11
5. Concluding remarks	14

1. Introduction

The inflation paradigm provides a compelling explanation for the homogeneity, isotropy and flatness of the universe by positing an early epoch of accelerated expansion [1]. This accelerated period of expansion also predicts an almost scale-invariant density perturbation power spectrum, which has received strong observational support from the measurement of the temperature fluctuation in the cosmic microwave background radiation [2, 3]. It is expected for inflation that it should emerge naturally from some fundamental theory of microphysics. String theory is the most promising candidate hitherto for a fundamental theory, so it is rather natural to look for an explicit realization of the inflationary scenario within the framework of the superstring theory. An attractive scenario for inflation based upon string theory is the brane-antibrane inflation [4, 5] which proposes that inflation might arise from the interaction potential between a D3-brane and an anti-D3-brane which are parallel and widely separated in a six dimensional compact manifold where the six compactified dimensions are dynamical stabilized [6, 7]. The anti-D3-brane is held fixed at the bottom of a warped throat (due to an attractive force) while the D3-brane is mobile. The D3-brane experiences a small attractive force towards the anti-D3-brane. The distance between the branes plays the role of the inflaton field. This is the KK LMMT scenario [8]. Herein, inflation ends when the D3-brane and the anti-D3-brane collide and annihilate, initiating the hot big bang epoch. The annihilation of the D3- $\overline{\text{D3}}$ -branes allows the universe to settle down to the string vacuum state that describes our universe. During the process of the brane collision, cosmic strings are copiously produced [9, 10]. For a well-worked inflationary scenario, the production of topological defects other than cosmic strings must be suppressed by many orders of magnitude. It should be notable that the D3/ $\overline{\text{D3}}$ brane inflation scenario achieves this property automatically.

For the D3/ $\overline{\text{D3}}$ brane inflation scenario, the potential that arises from the attraction between the brane and the antibrane in the throat generically takes the following form [11]

$$V(\phi) = \frac{1}{2} H^2 \phi^2 + 2T_3 h^4 e^{-\sqrt{\frac{2}{3}} \frac{M_{\text{pl}}}{h} \phi} - \frac{M^4}{4} ; \quad (1.1)$$

where

$$M^4 = \frac{27}{32} T_3 h^4 ; \quad (1.2)$$

Here, T_3 is the tension of the D3-brane, h is the warp factor of the throat, H is the Hubble parameter, and ϕ is the canonical inflaton ($\phi = \sqrt{\frac{3}{2}} \frac{M_{\text{pl}}}{h} r$, where r is the position of the D3-brane with respect to the bottom of the throat). In equation (1.1), the first term (term, where ϕ characterizes the mass of the inflaton field) comes from the contributions of the Kahler potential and various interactions in the superpotential [8] as well as possible D-term s [12], the second term ($T_3 h^4$ term) is the effective cosmological constant coming from the presence of the $\overline{\text{D3}}$ -brane (with tension T_3) sitting at the bottom of the throat, and the last term (M^4 term) is the Coulombic-like attractive potential between the D3-brane and the $\overline{\text{D3}}$ -brane [8]. The parameter μ is generically of order unity. However, to achieve slow roll, μ has to be re-tuned to be much smaller than 1. This case corresponds to the KKLM T scenario, where the effect of the μ term is negligible. Effort has been made for relaxing the re-tuning of [11]. As is shown in reference [11] that the re-tuning of μ can be relaxed to $\mu = 1/7$ when admitting $n_s = 1.086$ (2 result) which comes from an analysis of the first year WMAP data combined with SDSS Lyman α and other data [13]. What is remarkable is that slow roll inflation still works fine in this case, while the cosmic string tension increases rapidly. In this very simple generalization of the KKLM T scenario, the cosmic string tension can easily saturate the observational bound. As the re-tuning is relaxed, the primordial density perturbation spectrum moves from red-tilted to blue-tilted. However, the recent announced WMAP three-year data explicitly indicate that the scalar spectral index of the primordial fluctuations is red-tilted when assuming a power law spectrum, namely $n_s = 0.951^{+0.015}_{-0.019}$ [14]. This fact places significant and stringent constraints on the D3/ $\overline{\text{D3}}$ brane inflation scenario [15]. Here we show in figure 1 the constraints on the brane inflation model from the WMAP result of the spectral index of the primordial density perturbation. Note that $\mu < 0$ is forbidden since in this case μ term in the potential tends to push D3-brane out of the throat such that the inflation will not happen. However, we see clearly in this figure that according to the WMAP result μ is very likely to be less than zero. For example, $n_s = 0.951$ gives $\mu = -0.007$ at $N = 54$, where N is the e-folds before the end of the inflation. It should be pointed out that a reasonable range for e-folds is $47 < N < 61$ (or $N = 54 \pm 7$) [16]. Thus the area of $\mu > 0$ and $47 < N < 61$ seems a rational region for the brane inflation. The curve for $n_s = 0.966$ (1 result) has a very small part locating in this region as shown in figure 1. For $n_s = 0.966$, taking $N = 47$ one derives $\mu = 6.2 \times 10^{-4}$, this is a re-tuning. The curve for 2 result $n_s = 0.981$ (note that we take 2 as twice of 1 here for simplicity) resides in the legal region. Here for this case we take $N = 54$ and then get $\mu = 5.4 \times 10^{-3}$ which is also a re-tuning value. On the whole, even though $\mu > 0$ can be achieved constrainedly, the re-

tuning of β is inevitable provided that the power spectrum of the primordial perturbation is red-tilted.

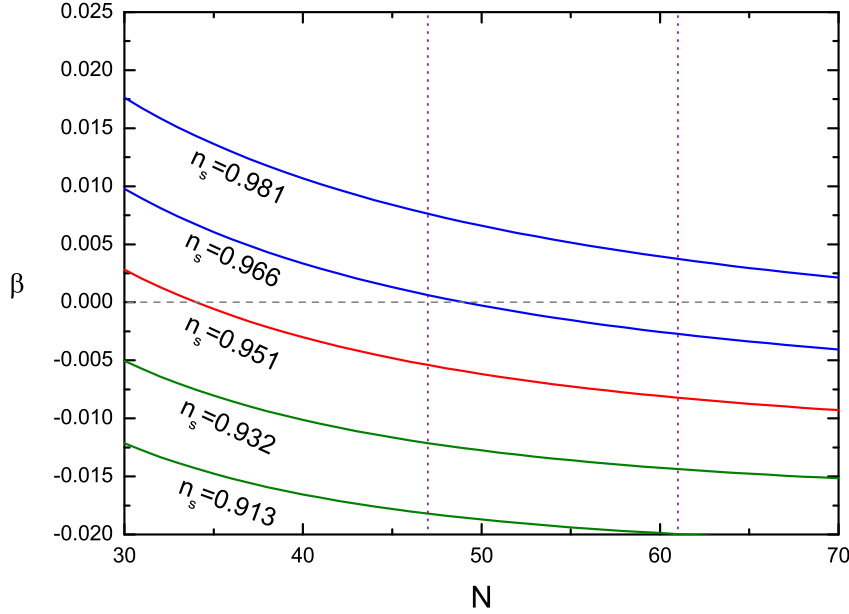


Figure 1: The constraint relationship between the parameter β and the e-folding number N before the end of inflation, in the usual (i.e. commutative) D3- $\overline{\text{D}}3$ brane inflation, according to the WMAP results of the spectral index of the primordial density perturbation (within 2 standard deviations) which comes from assuming a power law spectrum. Note that the area of $\beta > 0$ and $47 < N < 61$ is a rational region for the brane inflation.

On the other hand, for the power spectrum of primordial fluctuations there exists the possibility that the spectral index varies slowly with scale. When allowing for a running spectral index, the WMAP three-year data favor a blue-tilted spectral index with a large negative running (and also a large tensor amplitude, characterized by r , the ratio of the tensor to scalar power spectrum) [14],

$$n_s = 1.21^{+0.13}_{-0.16}; \quad s = dn_s/d\ln k = -0.102^{+0.050}_{-0.043}; \quad r \leq 1.5 \quad \text{at 95\% CL:} \quad (1.3)$$

However, the D3- $\overline{\text{D}}3$ brane inflation scenario can not produce a so large absolute value of the running spectral index (the typical value it attains is $|s| \sim 10^{-4}$) though the blue-tilted spectrum can release the re-tuning of β effectively. Actually, it is rather hard for most inflationary models to produce such a large running of the spectral index within the framework of the usual slow-roll mechanism [17]. However, it has been shown that when considering the space-time noncommutative effects in the very early universe due to the possible effects of quantum gravity, the inflation models can nicely produce a large running spectral index [18, 19].¹ Recently, a noncommutative brane inflation scenario has been

¹For extensive studies on the noncommutative inflation models see [20], and for other discussions on the running spectral index see [21, 22].

proposed to accommodate the large negative running of the spectral index in the WMAP three-year results and to release the fine-tuning of n_s due to the blue-tilted spectrum [23]. In this paper, we will investigate this noncommutative brane inflation model in detail. We shall show the ranges of the mass parameter m as well as the noncommutative parameter θ allowed by WMAP three-year results of the spectral index and its running. Within the allowed ranges of m and θ , we evaluate the tensor-to-scalar ratio and the cosmic string tension. We shall show that such a noncommutative brane inflation will predict a rather large tensor-to-scalar ratio (implying a large gravity wave amplitude) and what is more, a too large cosmic string tension (assuming the value of the string coupling g_s is in the range 0.1 to 1) to be compatible with the present observational results of the anisotropy of the cosmic microwave background radiation. Furthermore, we analyze the various parameters and physical quantities/cosmological observables in this noncommutative brane inflation model by fitting to the three-year WMAP results and show that some inconsistencies occur in this model. We shall discuss about these inconsistencies and give some comments.

2. A model of noncommutative brane inflation

The space-time noncommutative effects can arise naturally from the string theory [24, 25]. The space and time coordinates will not commute with each other at very high energies in the early universe when quantum effects are expected to be important. This noncommutativity leads to an uncertainty relation between time and space, which was advocated as a generic property of string theory [26],

$$t \times x_{\text{phys}} > L_{\text{nc}}^2; \quad (2.1)$$

where t, x_{phys} are the physical space-time coordinates and L_{nc} is the characteristic scale of noncommutative effects. The space-time noncommutative effects can be encoded in a new product, star product, replacing the usual algebra product [24, 25]. The evolution of a homogeneous and isotropic background will not change and the standard cosmological equations based upon the Friedmann-Robertson-Walker (FRW) metric remain the same:

$$3H^2 + \dot{V} = 0; \quad (2.2)$$

$$H^2 = \frac{\dot{a}^2}{a^2} = \frac{1}{3M_{\text{Pl}}^2} \left(\frac{1}{2} \dot{\phi}^2 + V(\phi) \right); \quad (2.3)$$

where M_{Pl} is the reduced Planck mass. If $\dot{\phi}^2 \gg V(\phi)$ and $3H^2 \rightarrow 0$, the scalar field shall slowly roll down its potential. Define some slow-roll parameters,

$$\epsilon = \frac{H}{H^2} \dot{H} = \frac{M_{\text{Pl}}^2}{2} \frac{V'^2}{V^3}; \quad (2.4)$$

$$\eta = \frac{H}{2H\dot{H}} \ddot{H} = M_{\text{Pl}}^2 \frac{V''}{V^3}; \quad (2.5)$$

$$\xi^2 = \frac{H}{5^2} \frac{\ddot{H}}{H^2} = M_{\text{Pl}}^4 \frac{V'''}{V^4}; \quad (2.6)$$

where $\epsilon^2 = \frac{\ddot{H}}{H^2} = (2H^{-2}\dot{H})$, then the slow-roll condition can be expressed as $|\epsilon| \ll 1$. The inflation ends when the slow-roll condition ceases to be satisfied.

The stringy space-time uncertainty relation leads to changes in the action for the metric fluctuations [27]. The action for scalar metric fluctuations can be reduced to the action of a real scalar field u with a specific time-dependent mass which depends on the background cosmology. Thus the modified action of the perturbation led by the stringy space-time uncertainty relation can be expressed as [27]

$$S = V_T \int_{k < k_0} d^3k \frac{1}{2} z_k^2(\tilde{t}) (\dot{u}_k^0 u_k^0 - k^2 u_k u_k); \quad (2.7)$$

where V_T is the total spatial coordinate volume, a prime denotes the derivative with respect to the modified conformal time \tilde{t} , k is the comoving wave number, and

$$z_k^2(\tilde{t}) = z^2 \left(\frac{a}{k} \right)^{1=2}; \quad z = \frac{a}{H}; \quad (2.8)$$

$$\frac{d\tilde{t}}{dt} = \frac{k}{k_0}^{1=2}; \quad k_0 = \frac{1}{2} (a^2 (\epsilon + k L_{nc}^2) + a^2 (-k L_{nc}^2)); \quad (2.9)$$

where $k_0 = \left(\frac{a}{k} \right)^{1=4} L_{nc}$, and \tilde{t} denotes a new time variable in terms of which the stringy uncertainty principle takes the simple form $\Delta x > L_{nc}^2$, using comoving coordinates x . The case of commutative space-time corresponds to $L_{nc} = 0$. The comoving curvature perturbation is defined as $R = \frac{\delta \rho}{\rho} + H \frac{\delta t}{t} \rightarrow$ where δ is the scalar metric perturbation in longitudinal gauge, and then we have $R_k(\tilde{t}) = u_k(\tilde{t}) = z_k(\tilde{t})$. The equation of motion for the scalar perturbation can be written as

$$u_k'' + k^2 \frac{z_k^0}{z_k} u_k = 0; \quad (2.10)$$

After a lengthy but straightforward calculation, we get

$$\frac{z_k^0}{z_k} = 2(aH)^2 \left(1 + \frac{5}{2} \epsilon + \frac{3}{2} \epsilon^2 \right); \quad (2.11)$$

$$aH' = \frac{1}{\tilde{t}} (1 + \epsilon + \epsilon^2); \quad (2.12)$$

where $\epsilon = H^2 k^2 = (a^2 M_{nc}^4)$ is the noncommutative parameter, and $M_{nc} = L_{nc}^{-1}$ is the noncommutative mass scale.

The power spectrum on superhorizon scales of the comoving curvature perturbation in the noncommutative space-time can be obtained by solving the equation of motion (2.10) [18],

$$\frac{2}{R} \left(\frac{k^3}{2} \mathcal{R}_k(\tilde{t}) \right)^2 = \frac{1}{2} \frac{1}{M_{pl}^2} \frac{H^2}{2} (1 + \epsilon)^{-4-6+2}; \quad (2.13)$$

here H takes the value when the fluctuation mode k crosses the Hubble radius ($z_k^0 = z_k = k^2$). Then the spectral index of the power spectrum of the scalar fluctuations and its running can be given,

$$n_s - 1 = \frac{d \ln \frac{2}{R}}{d \ln k} = -6 + 2 + 16 \epsilon; \quad (2.14)$$

$$s \frac{dn_s}{d \ln k} = \frac{24^2 + 16}{2^2 - 32} : \quad (2.15)$$

When $L_{nc} \rightarrow 0$ or $M_{nc} \rightarrow +1$, the noncommutative parameter $\epsilon = H^2 k^2 = (a^2 M_{nc}^4) \rightarrow 0$, Eqs. (2.14) and (2.15) reproduce the results of the commutative case. The tensor-to-scalar ratio is also given,

$$r = \frac{2 \frac{g_{grav}}{2}}{R} = 16 : \quad (2.16)$$

Following the proposal of reference [23], one can embed the $D3/\overline{D3}$ brane inflation into the noncommutative inflation framework. In the brane inflation scenario, the slow roll parameter can be evaluated [11]

$$\epsilon = \frac{1}{3} \frac{20 M_{Pl}^2 M^4}{6} : \quad (2.17)$$

It should be pointed out that in the derivation of the expression (2.17) one has used the fact that parameter ϵ is small enough such that the approximation $V \approx 2 T_3 h^4$ can be achieved. The end of inflation is determined by the condition that the slow roll parameters cease to be small. Thus one can use the condition $\epsilon \approx 1$ to terminate the inflation, which gives the final value of inflation field

$$\phi_{end}^6 = \frac{20 M_{Pl}^2 M^4}{1 + \sqrt{3}} : \quad (2.18)$$

The number of e-folds before the end of inflation is given by

$$N = \frac{1}{M_{Pl}^2} \int_{\phi_{end}}^{\phi_N} \frac{V}{V^0} d\phi ; \quad (2.19)$$

where ϕ_N denotes the value of ϕ at the time of horizon-crossing when the e-folding number equals to N , hence we have

$$e^{2N} = \frac{\phi_N^6 + 12 M_{Pl}^2 M^4}{\phi_{end}^6 + 12 M_{Pl}^2 M^4} : \quad (2.20)$$

Note that to get this formula the parameter ϵ is required to be small enough. Then combining (2.18) and (2.20) we can derive

$$\phi_N^6 = 24 N M_{Pl}^2 M^4 (1 + \sqrt{3}) ; \quad (2.21)$$

where

$$(1 + \sqrt{3}) = \frac{(1 + 2\sqrt{3}) e^{2N} (1 + \sqrt{3})}{2 (N + 5\sqrt{3}) (1 + \sqrt{3})} : \quad (2.22)$$

When considering the space-time noncommutative effects, the power spectrum of scalar curvature perturbations R (i.e. the power spectrum of primordial density perturbations) is given by [23]

$$\frac{2}{R} \left(\frac{V M_{Pl}^4}{24^2} (1 + \sqrt{3})^4 \right)^{1=3} = \frac{2^5}{3^4} \frac{T_3 h^4}{M_{Pl}^4} N^{5=3} f(\epsilon)^{4=3} (1 + \sqrt{3})^4 ; \quad (2.23)$$

where

$$f(\alpha) = \left(\frac{2}{R}\right)^{5=4} (1 + 2 N(\alpha))^{3=2}; \quad (2.24)$$

here physical quantities all take the values of Hubble radius crossing (Hubble exit during inflation). Note that the COBE normalization [28] corresponds to $\frac{2}{R} \sim 2 \times 10^{-9}$ for the mode which crosses the Hubble radius about 55 e-folds before the end of inflation. Comparing (2.23) with (2.13), we find a reasonable approximation has been made due to that α , β and γ are all small quantities and $6 + 2$ appears in the power. So, it can be seen clearly that the space-time noncommutative effects enter the primordial power spectrum (2.23) through the factor $(1 + \alpha)^4$. The original KKLM model scenario can be reproduced when $\alpha \rightarrow 0$ and $\beta \rightarrow 0$. We shall see below that the noncommutative effects encoded in the parameter α also enter the slow-roll parameter r so as to affect the observational quantities of interest. Combining equations (1.2), (2.21) and (2.23), we obtain

$$\frac{T_3 h^4}{M_{Pl}^4} = \frac{3^4}{2^5} \left(\frac{2}{R}\right)^{3=2} N^{5=2} f(\alpha)^2 (1 + \alpha)^6; \quad (2.25)$$

$$\frac{N}{M_{Pl}} = \frac{27}{8} \left(\frac{2}{R}\right)^{1=4} N^{1=4} f(\alpha)^{1=3} \left(\frac{2}{R}\right)^{1=6} (1 + \alpha); \quad (2.26)$$

Now the slow-roll parameters can be written as

$$= \frac{1}{18} \left(\frac{N}{M_{Pl}}\right)^2 + \frac{1}{2N(\alpha)}; \quad (2.27)$$

$$= \frac{5}{3} \frac{1}{6N(\alpha)}; \quad (2.28)$$

$$^2 = \frac{5}{3N(\alpha)} + \frac{1}{2N(\alpha)}; \quad (2.29)$$

Using equation (2.26), the slow-roll parameter r can be explicitly expressed in terms of α ,

$$= \frac{1}{4} \frac{1}{6N} \left(\frac{2}{R}\right)^{1=2} \left(\frac{2}{R}\right)^{1=3} f(\alpha)^{2=3} + \frac{1}{2N(\alpha)} (1 + \alpha)^2; \quad (2.30)$$

Hence, in the noncommutative $D3/\overline{D3}$ brane inflation scenario, the observational quantities of interest, such as the spectral index n_s , its running s and the tensor-to-scalar ratio r given by equations (2.14), (2.15) and (2.16), can all be expressed as functions of parameters N , α and β , given COBE normalization $\frac{2}{R} = 2 \times 10^{-9}$. When fixing the e-folding number before the end of inflation N at some reasonable value, we can show explicitly the predictions of the above inflationary quantities within some ranges of α and β . For example, fixing $N = 54$, the functions $n_s(\alpha; \beta)$, $s(\alpha; \beta)$ and $r(\alpha; \beta)$ are plotted in figure 2, shown as (a), (b) and (c), respectively. Due to the contributions of the noncommutative parameter α , the large negative running of the spectral index can be successfully achieved and moreover, the re-tuning of β in the KKLM model can be released here roughly to $1=5$ $1=4$. It is clearly that a blue-tilted spectral index with a large negative running can be realized nicely in the noncommutative $D3/\overline{D3}$ brane inflation model, when α and β locate at some

appropriate values such as $\beta = 0.225$ and $\mu = 0.43$. Meanwhile, figure 2 explicitly shows that this model can produce a rather large gravity wave $r = 1.1$. In addition, we show in figure 3 the correlations between observables in the model. The points come from varying the parameters $N = 2 (50; 60)$, $\beta = 2 (0.20; 0.25)$ and $\mu = 2 (0.2; 0.5)$. The panel (a) in figure 3 shows the correlation between n_s and s , and we see that the WMAP three-year results, $n_s = 1.21^{+0.13}_{-0.16}$ and $s = 0.102^{+0.050}_{-0.043}$, are covered by the model.

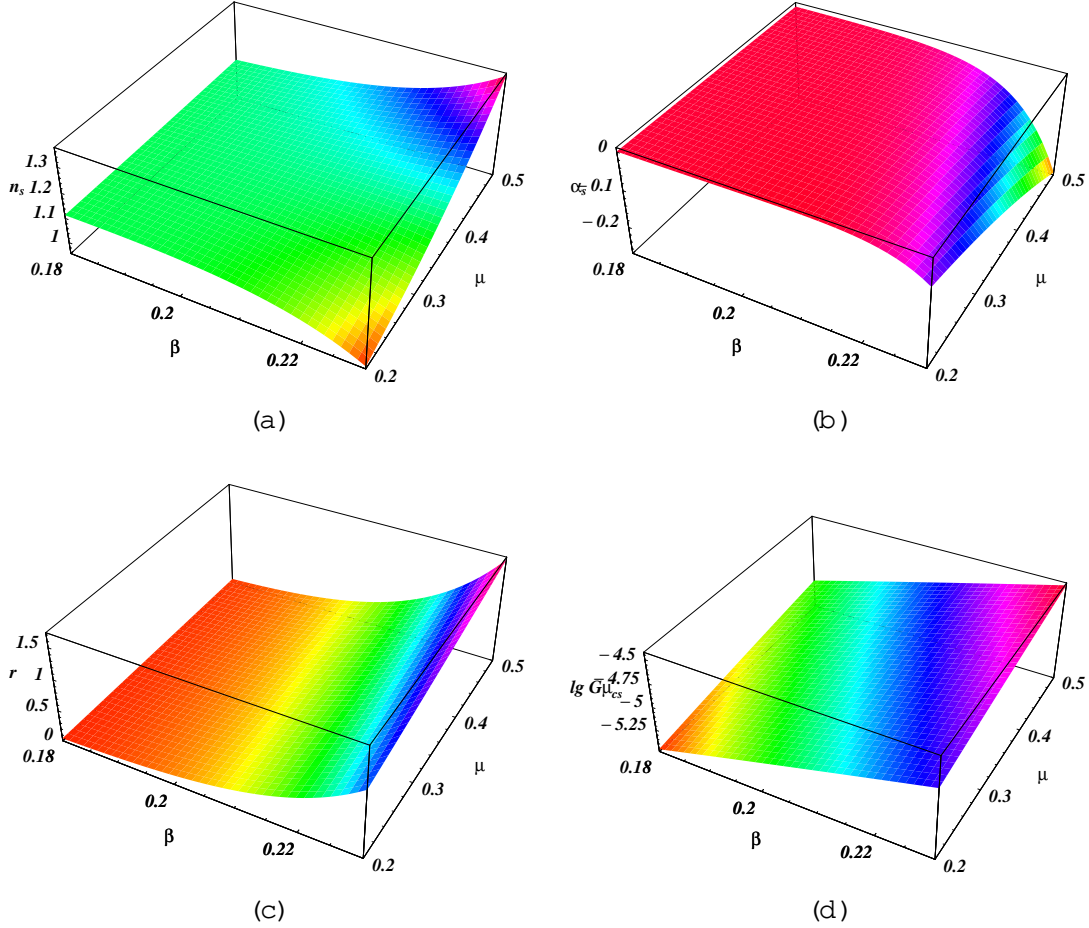


Figure 2: The spectral index, its running, the tensor-to-scalar ratio and the cosmological string tension as functions of β and μ , when the e-folds before the end of inflation $N = 54$, in the noncommutative D3/D3 brane inflation scenario.

3. Cosmological string tension

Cosmological strings and other topological defects have long been proposed as one of the candidates for the origin of structure formation [29], however, it has been shown that this scenario leads to predictions incompatible with observations such as the power spectrum of cosmic microwave background (CMB) temperature anisotropy [30]. Nevertheless, the brane/anti-

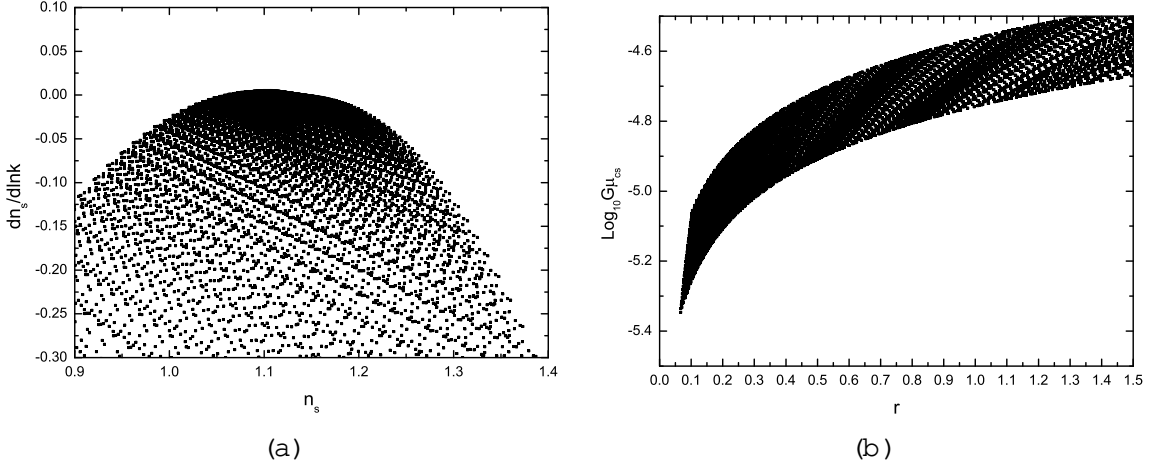


Figure 3: Correlations between observables in the model. The points come from varying the parameters $N = 2(50;60)$, $\alpha = 2(0.20;0.25)$ and $\beta = 2(0.2;0.5)$. Note that we only show the appropriate part of the whole region. Panel (a): The running of the spectral index $dn_s/d\ln k$ versus the spectral index n_s . Panel (b): The logarithm of the cosmic string tension $\lg(G_{\mu cs})$ versus the tensor-to-scalar ratio r .

brane inflation scenario inspired from string theory naturally indicates that cosmic strings would have a small contribution to the CMB, which is compatible with the observational limits [9, 10]. This has led to a significant revival of all aspects of cosmic string scenario, including new theoretical motivations, phenomenological implications and direct observational searches, see e.g. [11, 31, 32, 33, 34, 35, 36, 37, 38]. The possibility of detecting the signal of the cosmic strings through astronomical observations opens a significant window to test string theory. The current observational bound (the upper limit) for cosmic string tension from the CMB temperature is roughly $G_{\text{obs}} \sim 2.7 \times 10^{-7}$ at 95% confidence level (1.8×10^{-7} at 68% confidence level) [38]. In the original KKLMMT scenario (corresponds to $\beta \rightarrow 0$, $\alpha \rightarrow 0$), the tension of these cosmic strings is naturally predicted to be small and their contribution to CMB is well below the current limits [11, 32, 36]. Within the reasonable narrow range of parameter space after WMAP3, for example, taking $N = 47$ and $\alpha = 6.2 \times 10^{-4}$ (this case corresponds to $n_s = 0.966$), one derives the corresponding cosmic string tension $G_{\text{th}} = 4.43 \times 10^{-10}$ (assuming the string coupling $g_s = 1$). In this section, we shall investigate the cosmic string tension in the noncommutative brane inflation model.

At the end of inflation, the D3-brane collides with the anti-D3-brane at the bottom of the throat. The annihilation of the D3- $\bar{\text{D}}3$ -branes initiates the hot big bang epoch, meanwhile D1-branes (i.e. D-strings) and fundamental closed strings (i.e. F-strings) are also produced. The quantities of interest are the D-string tension G_D and the F-string tension G_F , where μ_D and μ_F are the effective tensions measured from the viewpoint of the four dimensional effective action. Since in ten dimensions, there is the relationship $T_3 = T_F^2/2g_s = T_D^2g_s/2$, where $T_3 = 1/(2\pi)^3g_s^{\alpha'}$ is the D3-brane tension, we have for

the tensions of the IIB string in the inflationary throat

$$G_F = G T_F h^2 = \frac{r}{32} \frac{g_s}{M_{Pl}^4} \frac{T_3 h^4}{M_{Pl}^4}^{1=2}; \quad (3.1)$$

$$G_D = G T_D h^2 = \frac{r}{32} \frac{1}{g_s} \frac{T_3 h^4}{M_{Pl}^4}^{1=2}; \quad (3.2)$$

where $G = 1/(8 M_{Pl}^2)$ is the four dimensional Newton's gravity constant and g_s is the string coupling. There are also bound states of p F-strings and q D-strings with a cosmic string network spectrum [32]

$$\rho_{(p,q)} = \frac{p}{r} \frac{1}{p^2 + q^2 g_s^2}; \quad (3.3)$$

We see that both F-strings and D-strings are dependent on the string coupling g_s , but the geometric mean $(G_F G_D)^{1=2}$ is independent of g_s . Thus, for convenience, we define

$$G_{cs} = G (G_F G_D)^{1=2} = \frac{r}{32} \frac{1}{M_{Pl}^4} \frac{T_3 h^4}{M_{Pl}^4}^{1=2}; \quad (3.4)$$

Then, combining with equation (2.23), one obtains the cosmic string tension in the non-commutative D3/D3-brane inflation model

$$G_{cs} = \frac{3}{2^{15}} \frac{r^2}{M_{Pl}^4}^{1=4} \left(\frac{2}{R} \right)^{3=4} N^{5=4} f(\alpha) (1 + \beta)^3; \quad (3.5)$$

Obviously, for F-string we have $G_F = \frac{r}{32} \frac{g_s}{M_{Pl}^4}$, and for D-string we have $G_D = \frac{r}{32} \frac{1}{g_s M_{Pl}^4}$.

Next, we show in the panel (d) of figure 2 the cosmic string tension G_{cs} (logarithm) of the noncommutative D3/D3-brane inflation scenario as function of α and β , where the number of e-folds before the end of inflation is fixed at $N = 54$. We see clearly in figure 2 that the tension of cosmic strings produced in the noncommutative brane inflation is unbelievable large. When parameters α and β are taken as some appropriate values, for instance $\alpha = 0.225$ and $\beta = 0.43$, the model can realize a reasonable result for the power spectrum of the primordial perturbations, namely a blue-tilted spectral index with a large negative running, as indicated by WMAP three-year data [14]. However, as the primordial power spectrum is realized successfully, the cosmic strings produced by the model seem not reasonable. Taking $N = 54$, $\alpha = 0.225$ and $\beta = 0.43$, we obtain $\lg(G_{cs}) = 4.58$. Recall that the observational upper limit on the cosmic string tension is $G_{obs} < 2.7 \times 10^{-7}$ (at 95% confidence level), namely $\lg(G_{obs}) < -6.75$, so the predicted tension of cosmic strings (assuming $g_s = 1$, the F-strings and D-strings are in coincidence) is larger than the observational bound by roughly two orders of magnitude. Assuming the string coupling $g_s = 0.1$ (note that this is a representative value for g_s)² as adopted usually in the literature,³ we have in this case $G_F = 8.25 \times 10^{-6}$ for F-strings and $G_D = 8.25 \times 10^{-5}$

²The value of g_s is likely in the range 0.1 to 1 [32]. Note that $g_s > 1$ can be converted to $g_s < 1$ by S-duality.

³See e.g. references [8, 11, 32, 36].

for D-strings, also beyond the observational bound by one and two orders of magnitude, respectively. Hence, we see that, though the noncommutative brane inflation model can successfully realize a large running of the spectral index and can effectively eliminate the fine-tuning problem of the parameter α , the tension of cosmic strings predicted by this model is not reasonable. In addition, let us consider the cosmic string tension $G\mu_{cs}$ together with the tensor/scalar ratio r in this model. In the noncommutative brane inflation model, also in the case of $N = 54$, $\alpha = 0.225$ and $\beta = 0.43$, we have $r \approx 1:1$, implying a rather big gravity wave magnitude. We show the correlation between $\lg(G\mu_{cs})$ and r in the panel (b) of figure 3, where shaded region come from varying the parameters N , α and β . It can be seen from this figure that the bound of r from WMAP3 ($r < 1.5$ at 95% confidence level) can be easily saturated by this model.

4. Fitting to WMAP three-year results

In this section, we fit the noncommutative $D3/\overline{D3}$ -brane inflation model to the WMAP three year results. For the primordial density perturbations, if assuming that the primordial fluctuations are adiabatic with a power law spectrum, the WMAP data require a spectral index that is significantly less than the Harrison-Zeldovich-Peebles scale invariant spectrum, namely a red-tilted spectrum, $n_s = 0.951^{+0.015}_{-0.019}$. On the other hand, when allowing for a running spectral index, the WMAP data will favor a blue-tilted spectral index with a large negative running, at the meantime the data are consistent with large tensor components. The WMAP results of the running assumption are given by (1.3), i.e. $n_s = 1.21^{+0.13}_{-0.16}$, $s = -0.102^{+0.050}_{-0.043}$, and $r < 1.5$ at 95% confidence level. It is remarkable that it is rather hard to produce a large absolute value of the running spectral index within the framework of the usual slow-roll inflationary models. Hence, the confirmation of this suggestive trend is very important for our understanding of the early universe physics, especially of the quantum gravity relevant physics. On the other hand, as admitted in reference [14], although allowing for a running spectral index slightly improves the fit to the WMAP data, the improvement in the fit is not significant enough to require a new parameter. However, if the running of the spectral index is indeed existent, it will be an important thing for us to understand the early universe, so we must attach importance to the running result of WMAP3. Now we switch to the brane/anti-brane inflationary scenario. For the original KKLM model, there is a fine-tuning problem for α . After the announcement of the WMAP three year results, the KKLM model faces very stringent constraints from the WMAP red-tilted spectrum. It leads to that the allowed range of the parameter space of the KKLM model becomes very narrow, and the fine-tuning of α becomes more severe. For rescuing the $D3/\overline{D3}$ -brane inflation model from the fine-tuning problem, and for explaining the large running of the spectral index, the brane inflation model is generalized to the case of noncommutative space-time. Previous sections have shown that the noncommutative inflation model can successfully resolve these problems. Next we shall analyze the model by using the WMAP3 results, and point out the drawbacks of the model.

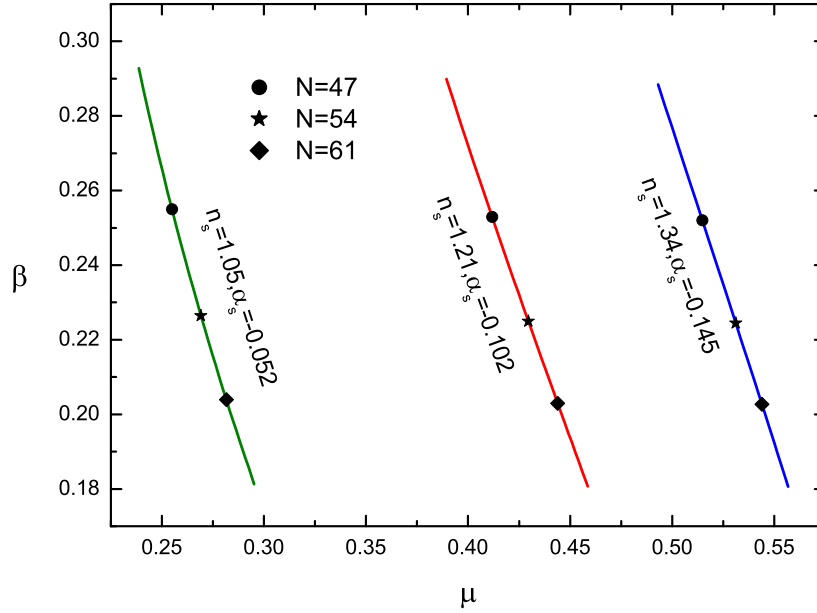


Figure 4: Constraint from the WMAP three-year results. Lines show the constraint relationship between the mass parameter μ and the noncommutative parameter β , in the noncommutative D3/ $\overline{\text{D3}}$ brane inflation, by fitting to the WMAP3 results of the spectral index of the primordial density perturbation and its running, $n_s = 1.21^{+0.13}_{-0.16}$ and $\alpha_s = -0.102^{+0.050}_{-0.043}$. These lines roughly limit the range of the parameter space. The range of the e-folds before the end of inflation is from 40 to 70 in this plot. Some locations of N such as 47, 54 and 61 have been labeled on the lines.

Table 1: Fitting to the WMAP three-year results

Parameter/Observable	$N = 47$	$N = 54$	$N = 61$
2	$0.2529^{+0.0009}_{-0.0021}$	$0.2250^{+0.0006}_{-0.0014}$	$0.2030^{+0.0003}_{-0.0010}$
$T_3 h^4 = M_{\text{Pl}}^4$	$0.411^{+0.104}_{-0.156}$	$0.430^{+0.101}_{-0.161}$	$0.444^{+0.100}_{-0.162}$
$N = M_{\text{Pl}}$	$0.0703^{+0.0066}_{-0.0078}$	$0.0688^{+0.0074}_{-0.0092}$	$0.0678^{+0.0080}_{-0.0103}$
r	$0.0843^{+0.0003}_{-0.0007}$	$0.0750^{+0.0002}_{-0.0005}$	$0.0677^{+0.0001}_{-0.0003}$
G_{CS}	$(7.385^{+0.601}_{-1.200}) \cdot 10^{12}$	$(3.571^{+0.199}_{-0.478}) \cdot 10^{12}$	$(1.864^{+0.066}_{-0.200}) \cdot 10^{12}$
	$(6.619^{+2.972}_{-2.950}) \cdot 10^8$	$(6.807^{+3.113}_{-3.145}) \cdot 10^8$	$(6.977^{+3.223}_{-3.304}) \cdot 10^8$
	$4.449^{+0.219}_{-0.290}$	$4.947^{+0.271}_{-0.372}$	$5.442^{+0.321}_{-0.454}$
	$1.13^{+0.10}_{-0.13}$	$1.10^{+0.12}_{-0.15}$	$1.08^{+0.13}_{-0.16}$
	$(2.57^{+0.52}_{-0.66}) \cdot 10^5$	$(2.60^{+0.54}_{-0.69}) \cdot 10^5$	$(2.63^{+0.56}_{-0.72}) \cdot 10^5$

Using the WMAP three year results for the spectral index and its running (1.3), we constrain the parameter space of the noncommutative brane inflation. The main result is shown in figure 4. In this figure, we show the allowed region by the WMAP3 data in the parameter plane. We run in the plot the number of e-folds N from 40 to 70 for including large probabilities. For the most likely range of N , i.e. $47 < N < 61$, we have marked on the plot. According to the fit results, we notice that the value of β has been released to $\beta = 5$ $\beta = 4$, which is a complete relaxation for the re-tuning; and we find that the value of μ is around 0.4, which implies a rather evident noncommutative effect. In the allowed parameter space, the noncommutative brane inflation model predicts a rather

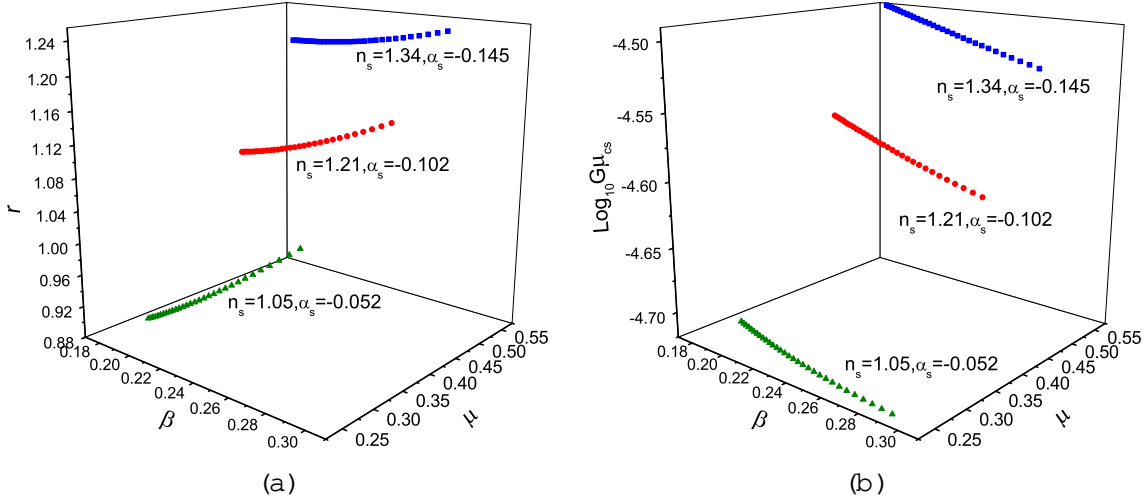


Figure 5: Predictions for the scalar-to-tensor ratio r and the cosmic string tension $\lg(G_{cs})$ of the noncommutative $D3/\overline{D3}$ brane inflation model by fitting to the WMAP3 results $n_s = 1.21^{+0.13}_{-0.16}$ and $\alpha_s = 0.102^{+0.050}_{-0.043}$. Dotted-lines correspond to the central values as well as the 1 standard deviations of the WMAP3 results, respectively. Here we run the number of e-folds before the end of inflation N from 40 to 70. Panel (a) shows the predictions of r . Panel (b) shows the predictions of $\lg(G_{cs})$.

large tensor/scalar ratio r and a super large cosmic string tension G_{cs} as shown in figure 5. As has been mentioned in the previous section, the predicted cosmic string tension is beyond the observational bound by two orders of magnitude when assuming the string coupling $g_s = 1$. If we use the fitting results and the observational bound for cosmic string tension to determine the string coupling, we have $g_s > 10^4$ for D-strings and $g_s < 10^{-4}$ for F-strings. This is rather unnatural. Since the KKLT model is based upon a weak coupled theory (IIB string theory), the result $g_s \sim 10^4$ is evidently not compatible with the theory, while the result $g_s \sim 10^{-4}$ seems too weak to be acceptable.⁴ This point can be viewed as a signal of that this model seems somewhat ill-designed.

When specifying the number of e-folds, all parameters and physical quantities of the model can be given according to the WMAP3 data to up to one sigma error. We show the fitting results in table 1, specifying the number of e-folds $N = 47, 54$ and 61 , respectively. It is interesting to find from the fitting results in table 1 that the noncommutative brane inflation model involves some inconsistencies, and we shall analyze these problems in detail and give some comments.

In table 1, the slow-roll parameters ϵ , η and α have been determined, i.e. $\epsilon = 0.07$, $\eta = 0.08$, and $\alpha = 10^{12}$. We see that in the noncommutative model the α gives $\sim 10^{12}$. The values of $D3$ brane tension and the inflation field at the Hubble crossing are also given,

⁴ If the matter fields live on $D3$'s or $\overline{D3}$'s, then g_s turns out to be exactly g_{YM} . In the special case that g_s is constant, we can identify g_s with the uni ed coupling g_{GUT} whose likely value is around 0.1, so the likely value for g_s should also be around 0.1 [39].

ie. $T_3 h^4 M_{Pl}^4 = 7 \times 10^8$ and $N M_{Pl} = 5$. And, the tensor/scalar ratio and the cosmological string tension predicted by the model are roughly: $r = 1:1$ and $G_{cs} = 2:6 \times 10^5$. It is remarkable that these features are so different from those of the original KKLM model. For comparison, it is convenient to take an example of the commutative KKLM model. In this case, we take $N = 47$ to fit the spectral index $n_s = 0.966$ and get $\alpha = 6.2 \times 10^4$, $\beta = 8.3 \times 10^{11}$, $\gamma = 0.017$, $\delta = 3.77 \times 10^4$, $T_3 h^4 M_{Pl}^4 = 1.97 \times 10^{17}$, $N M_{Pl} = 3.538 \times 10^3$, $r = 1.33 \times 10^9$, and $G_{cs} = 4.43 \times 10^{10}$. Evidently, in the commutative case, the slow-roll parameter is very small, so it can be always negligible and the properties of inflation can be determined only by the other slow-roll parameter. Further, we can check in this case $(N M_{Pl})^2 = 7.8 \times 10^9 \gg 1$, thus the approximation used in deriving (2.17) and (2.20) works well and the Friedmann equation approximates as $3M_{Pl}^2 H^2 \approx 2T_3 h^4$. It can be checked easily that the approximation will be valid up to about $\alpha = 7$ as shown in [11]. Now, let us check the results in the noncommutative brane inflation model. In this case, we have $\alpha = 0.2030$, so it can not be justified easily whether the termination condition of inflation can be simply determined by $\alpha > 1$. What is more severe is the evaluation of $(N M_{Pl})^2$, that is $(N M_{Pl})^2 = 0.2 \times 5 > 1$, so the approximation used in deriving (2.17) and (2.20) is not credible in this case. In addition, such a big value of $(N M_{Pl})^2$ shall make the dynamical evolution ill-behave. Furthermore, a puzzle should be noticed. If $(N M_{Pl})^2 > 6$ occurs, the Friedmann equation breaks down. Unfortunately, this situation often happens in the fit. For example, taking $N = 61$ case, at the central point we have $\alpha = 0.2030$ and $N M_{Pl} = 5.442$, and thus $(N M_{Pl})^2 = 6.01$; taking $N = 54$ case, at the edge of fit, we have $\alpha = 0.2244$ and $N M_{Pl} = 5.218$, thus $(N M_{Pl})^2 = 6.11$.

Therefore, although this version of noncommutative brane inflation can successfully produce a large running of the spectral index and enormously relax the parameter from the fine-tuning trouble, one should admit that there are fatal drawbacks in this model. The main drawback comes from that the incorporation of the brane inflation scenario and the noncommutative inflation idea is rather crude. Though it is worth advocating to generalize the brane inflation scenario to the noncommutative case for resolving the troubles the KKLM model faces, one should find a graceful way to combine the brane inflation scenario with the noncommutative inflation framework.

5. Concluding remarks

In this paper, we have investigated the noncommutative $D3/\overline{D3}$ brane inflation scenario in detail. The usual $D3/\overline{D3}$ brane inflation (KKLM model) suffers from the fine-tuning problem, especially after the announcement of the WMAP three-year data, the fine-tuning of α becomes more severe (due to the red-tilted spectrum), and only a narrow range of parameter space for this model is still allowed. On the other hand, when allowing for a running spectral index, the WMAP three-year data favor a blue-tilted spectral index with a large negative running. However, the KKLM scenario can not explain the running spectral index unless accepting a noncommutative generalization. The noncommutative brane inflation model proposed in reference [23] can not only nicely explain the large negative running of spectral index indicated by WMAP data but also effectively eliminate the

re-tuning problem in the KKLM T model. Though having these advantages, nevertheless, such a noncommutative KKLM T model predicts an unacceptable large cosmic string tension (if assuming $g_s = 1$) beyond the observational bound by two orders of magnitude. A more detailed analysis indicates that there are some inconsistencies in this model. The most severe problem is that the value of $(N_{\text{eff}})^2$ derived by fitting to WMAP three year results is too big to insure the validity of some approximations in the model and furthermore, the occurrence of $(N_{\text{eff}})^2 > 6$ breaks down the Friedmann equation. This implies that the way of generalizing the brane inflation to the noncommutative space-time in this model is not delicate enough. Still, the idea of combining the brane inflation scenario with the noncommutative inflation framework is interesting and worth advocating. Hence, it is necessary to find a graceful way of incorporating these two scenarios and construct a self-consistent model of noncommutative brane inflation.

Acknowledgments

The author is grateful to Qing-Guo Huang, Miao Li, Jian-Huang She, Wei Song, Yi Wang and Jingfei Zhang for useful discussions. This work was supported in part by the Natural Science Foundation of China.

References

- [1] A. H. Guth, "The Inflationary Universe: A Possible Solution To The Horizon And Flatness Problems," *Phys. Rev. D* **23**, 347 (1981);
K. Sato, "First Order Phase Transition Of A Vacuum And Expansion Of The Universe," *Mon. Not. Roy. Astron. Soc.* **195**, 467 (1981);
A. D. Linde, "A New Inflationary Universe Scenario: A Possible Solution Of The Horizon, Flatness, Homogeneity, Isotropy And Primordial Monopole Problems," *Phys. Lett. B* **108**, 389 (1982);
A. Albrecht and P. J. Steinhardt, "Cosmology For Grand Unified Theories With Radiatively Induced Symmetry Breaking," *Phys. Rev. Lett.* **48**, 1220 (1982).
- [2] G. F. Smoot et al., "Structure in the COBE DMR first year maps," *Astrophys. J.* **396**, L1 (1992);
C. L. Bennett et al., "4-Year COBE DMR Cosmic Microwave Background Observations: Maps and Basic Results," *Astrophys. J.* **464**, L1 (1996) [astro-ph/9601067].
- [3] C. L. Bennett et al., "First Year Wilkinson Microwave Anisotropy Probe (WMAP) Observations: Preliminary Maps and Basic Results," *Astrophys. J. Suppl.* **148**, 1 (2003) [astro-ph/0302207];
D. N. Spergel et al. [WMAP Collaboration], "First Year Wilkinson Microwave Anisotropy Probe (WMAP) Observations: Determination of Cosmological Parameters," *Astrophys. J. Suppl.* **148**, 175 (2003) [astro-ph/0302209];
H. V. Peiris et al., "First year Wilkinson Microwave Anisotropy Probe (WMAP) observations: Implications for inflation," *Astrophys. J. Suppl.* **148**, 213 (2003) [astro-ph/0302225].
- [4] G. R. Dvali and S. H. H. Tye, "Brane inflation," *Phys. Lett. B* **450**, 72 (1999) [hep-ph/9812483].

- [5] C . P . Burgess, M . M a j u m d a r, D . N o l t e, F . Q u e v e d o, G . R a j e s h and R . J . Zhang, \The in ationary brane-antibrane universe," JHEP 0107, 047 (2001) [hep-th/0105204];
G . R . D v a l i, Q . S h a and S . S o l g a n i k, \D -brane in ation," hep-th/0105203.
- [6] S . B . G i d d i n g s, S . K a c h r u and J . P o l c h i n s k i, \H i e r a r c h i e s f r o m u n i f i e d s t r i n g c o m p a c t i f i c a t i o n s," Phys.Rev.D 66, 106006 (2002) [hep-th/0105097].
- [7] S . K a c h r u, R . K a l l o s h, A . L i n d e and S . P . T r i v e d i, \D e S i t t e r v a c u a i n s t r i n g t h e o r y," Phys. Rev.D 68, 046005 (2003) [hep-th/0301240].
- [8] S . K a c h r u, R . K a l l o s h, A . L i n d e, J . M . M a d a c e n a, L . M a l l i s t e r and S . P . T r i v e d i, \T o w a r d s i n f l a t i o n i n s t r i n g t h e o r y," JCAP 0310, 013 (2003) [hep-th/0308055].
- [9] N . T . J o n e s, H . S t o i c a and S . H . H . T y e, \B r a n e i n t e r a c t i o n a s t h e o r i g i n o f i n f l a t i o n," JHEP 0207, 051 (2002) [hep-th/0203163].
- [10] S . S a r a n g i and S . H . H . T y e, \C o s m o l o g i c s t r i n g p r o d u c t i o n t o w a r d s t h e e n d o f b r a n e i n f l a t i o n," Phys.Lett.B 536, 185 (2002) [hep-th/0204074].
- [11] H . F i r o u z j a h i and S . H . T y e, \B r a n e i n f l a t i o n a n d c o s m o l o g i c s t r i n g t e n s i o n i n s u p e r s t r i n g t h e o r y," JCAP 0503, 009 (2005) [hep-th/0501099].
- [12] C . P . B u r g e s s, R . K a l l o s h and F . Q u e v e d o, \d e S i t t e r s t r i n g v a c u a f r o m s u p e r s y m m e t r i c D - t e r m s," JHEP 0310, 056 (2003) [hep-th/0309187].
- [13] U . S e l j a k et al. [SDSS Collaboration], \C o s m o l o g i c a l p a r a m e t e r a n a l y s i s i n c l u d i n g S D S S L y - a l p h a f o r e s t a n d g a l a x y b i a s : C o n s t r a i n t s o n t h e p r i m o r d i a l s p e c t r u m o f p e r t u r b a t i o n s , n e u t r i n o m a s s , a n d d a r k e n e r g y," Phys.Rev.D 71, 103515 (2005) [astro-ph/0407372].
- [14] D . N . S p e r g e l et al., \W i l k i n s o n M i c r o w a v e A n i s o t r o p y P r o b e (W M A P) t h r e e y e a r r e s u l t s : I m p l i c a t i o n s f o r c o s m o l o g y," astro-ph/0603449.
- [15] Q . G . H u a n g, M . L i and J . H . S h e, \B r a n e i n f l a t i o n a f t e r W M A P t h r e e y e a r r e s u l t s," hep-th/0604186.
- [16] L . A l a b i d i and D . H . L y t h, \I n f l a t i o n m o d e l s a n d o b s e r v a t i o n," JCAP 0605, 016 (2006) [astro-ph/0510441].
- [17] D . J . H . C h u n g, G . S h i u and M . T r o d d e n, \R u n n i n g o f t h e s c a l a r s p e c t r a l i n d e x f r o m i n f l a t i o n a r y m o d e l s," Phys.Rev.D 68, 063501 (2003) [astro-ph/0305193];
S . M . L e a c h and A . R . L i d d l e, \C o n s t r a i n i n g s l o w - r o l l i n f l a t i o n w i t h W M A P a n d 2 d F," Phys. Rev.D 68, 123508 (2003) [astro-ph/0306305].
- [18] Q . G . H u a n g and M . L i, \C M B p o w e r s p e c t r u m f r o m n o n c o m m u t a t i v e s p a c e t i m e," JHEP 0306, 014 (2003) [hep-th/0304203];
Q . G . H u a n g and M . L i, \N o n c o m m u t a t i v e i n f l a t i o n a n d t h e C M B m u l t i p o l e s," JCAP 0311, 001 (2003) [astro-ph/0308458];
Q . G . H u a n g and M . L i, \P o w e r s p e c t r a i n s p a c e t i m e n o n c o m m u t a t i v e i n f l a t i o n," Nucl.Phys. B 713, 219 (2005) [astro-ph/0311378].
- [19] Q . G . H u a n g and M . L i, \R u n n i n g s p e c t r a l i n d e x i n n o n c o m m u t a t i v e i n f l a t i o n a n d W M A P t h r e e y e a r r e s u l t s," astro-ph/0603782;
X . Z h a n g and F . Q . W u, \N o n c o m m u t a t i v e c h a o t i c i n f l a t i o n a n d W M A P t h r e e y e a r r e s u l t s," Phys.Lett.B 638, 396 (2006) [astro-ph/0604195].

- [20] S. T. S. J. Kawabata, R. M. Aartens and R. B. Brandenberger, "Non-commutative inflation and the CMB," *Phys. Lett. B* 574, 141 (2003) [astro-ph/0308169];
 E. Di Gregorio, G. E. Sposito, A. Funel, G. Mangano and G. Miele, "Space-time non-commutativity and antisymmetric tensor dynamics in the early universe," *Phys. Rev. D* 68, 105012 (2003) [gr-qc/0305050];
 M. Fukuma, Y. Kono and A. Miwa, "Effects of space-time noncommutativity on the angular power spectrum of the CMB," *Nucl. Phys. B* 682, 377 (2004) [hep-th/0307029];
 D. J. Liu and X. Z. Li, "Cosmological perturbations and noncommutative tachyon inflation," *Phys. Rev. D* 70, 123504 (2004) [astro-ph/0402063];
 H. S. Kim, G. S. Lee and Y. S. Myung, "Noncommutative spacetime effect on the slow-roll period of inflation," *Mod. Phys. Lett. A* 20, 271 (2005) [hep-th/0402018];
 H. S. Kim, G. S. Lee, H. W. Lee and Y. S. Myung, "Second-order corrections to noncommutative spacetime inflation," *Phys. Rev. D* 70, 043521 (2004) [hep-th/0402198];
 R. G. Cai, "A note on curvature fluctuation of noncommutative inflation," *Phys. Lett. B* 593, 1 (2004) [hep-th/0403134];
 G. Calcagni, "Noncommutative models in patch cosmology," *Phys. Rev. D* 70, 103525 (2004) [hep-th/0406006];
 S. A. A. Lavian and F. N. Nasser, "Running of the spectral index in noncommutative inflation," *Int. J. Mod. Phys. A* 20, 4941 (2005) [astro-ph/0406477]. Y. S. Myung, "Cosmological parameters in the noncommutative inflation," *Phys. Lett. B* 601, 1 (2004) [hep-th/0407066];
 G. D. Barbosa and N. Pinto-Neto, "Noncommutative geometry and cosmology," *Phys. Rev. D* 70, 103512 (2004) [hep-th/0407111];
 G. Calcagni and S. T. S. J. Kawabata, "Observational constraints on patch inflation in noncommutative spacetime," *Phys. Rev. D* 70, 103514 (2004) [astro-ph/0407543];
 G. D. Barbosa, "Noncommutative conformally coupled scalar field cosmology and its commutative counterpart," *Phys. Rev. D* 71, 063511 (2005) [hep-th/0408071];
 D. J. Liu and X. Z. Li, "Non-commutative power-law inflation: Mode equation and spectral index," *Phys. Lett. B* 600, 1 (2004) [hep-th/0409075];
 K. Bamba and J. Yokoyama, "Large-scale magnetic fields from dilaton inflation in noncommutative spacetime," *Phys. Rev. D* 70, 083508 (2004) [hep-ph/0409237];
 K. Bamba and J. Yokoyama, "Generation of large-scale magnetic fields from dilaton inflation in noncommutative spacetime," *eConf C* 041213, 1104 (2004) [hep-ph/0502244];
 G. Calcagni, "Brane world cosmology and noncommutative inflation," hep-ph/0503044;
 C. S. Chu, B. R. Greene and G. Shiu, "Remarks on inflation and noncommutative geometry," *Mod. Phys. Lett. A* 16, 2231 (2001) [hep-th/0011241];
 F. Lizzi, G. Mangano, G. Miele and M. Peloso, "Cosmological perturbations and short distance physics from noncommutative geometry," *JHEP* 0206, 049 (2002) [hep-th/0203099].
- [21] K. I. Izawa, "Supergravity minimal inflation and its spectral index revisited," *Phys. Lett. B* 576, 1 (2003) [hep-ph/0305286];
 S. Cremonini, "The effects of quantum deformations on the spectrum of cosmological perturbations," *Phys. Rev. D* 68, 063514 (2003) [hep-th/0305244];
 E. Keski-Vakkuri and M. S. Sloth, "Holographic bounds on the UV cutoff scale in inflationary cosmology," *JCAP* 0308, 001 (2003) [hep-th/0306070];
 M. Yamaguchi and J. Yokoyama, "Chaotic hybrid new inflation in supergravity with a running spectral index," *Phys. Rev. D* 68, 123520 (2003) [hep-ph/0307373];
 J. Martin and C. Ringeval, "Superimposed oscillations in the WMAP Data?," *Phys. Rev. D* 69, 083515 (2004) [astro-ph/0310382];
 K. Ke, "A general initial condition of inflationary cosmology on trans-Planckian physics,"

- Int. J. Mod. Phys. A 20, 4331 (2005) [hep-th/0312013];
S. T. S. J. Kawa and A. R. Liddle, "Constraints on braneworld inflation from CMB anisotropies," JCAP 0403, 001 (2004) [astro-ph/0312162];
C. Y. Chen, B. Feng, X. L. Wang and Z. Y. Yang, "Reconstructing large running-index inflation potentials," Class. Quant. Grav. 21, 3223 (2004) [astro-ph/0404419];
L. Sriram Kumar and T. Padmanabhan, "Initial state of matter fields and trans-Planckian physics: Can CMB observations disentangle the two?," Phys. Rev. D 71, 103512 (2005) [gr-qc/0408034];
N. Kogo, M. Sasaki and J. Yokoyama, "Reconstructing the Primordial Spectrum with CMB Temperature and Polarization," Phys. Rev. D 70, 103001 (2004) [astro-ph/0409052];
G. Calcagni, A. R. Liddle and E. Ramirez, "Flow in a patch," Phys. Rev. D 72, 043513 (2005) [astro-ph/0506558];
H. C. Kim, J. H. Yee and C. Rin, "Density fluctuations in kappa-deformed inflationary universe," Phys. Rev. D 72, 103523 (2005) [gr-qc/0506122].
- [22] B. Feng, M. z. Li, R. J. Zhang and X. m. Zhang, "An inflation model with large variations in spectral index," Phys. Rev. D 68, 103511 (2003) [astro-ph/0302479];
J. E. Lidsey and R. Tavakol, "Running of the scalar spectral index and observational signatures of inflation," Phys. Lett. B 575, 157 (2003) [astro-ph/0304113];
A. A. Shoorioon, J. L. Hovdebo and R. B. Mann, "Running of the spectral index and violation of the consistency relation between tensor and scalar spectra from trans-Planckian physics," Nucl. Phys. B 727, 63 (2005) [gr-qc/0504135];
G. Ballesteros, J. A. Casas and J. R. Espinosa, "Running spectral index as a probe of physics at high scales," JCAP 0603, 001 (2006) [hep-ph/0601134];
J. M. Cline and L. Hoi, "Inflationary Potential Reconstruction for a WMAP Running Power Spectrum," JCAP 0606, 007 (2006) [astro-ph/0603403];
M. Li, "Nonminimal inflation and the running spectral index," JCAP 0610, 003 (2006) [astro-ph/0607525].
- [23] Q. G. Huang, "Noncommutative KKLT model," Phys. Rev. D 74, 063513 (2006) [astro-ph/0605442].
- [24] N. Seiberg, L. Susskind and N. T. M. Bas, "Strings in background electric field, space/time noncommutativity and a new noncritical string theory," JHEP 0006, 021 (2000) [hep-th/0005040].
- [25] R. Gopakumar, J. M. Maldacena, S. M. Minwalla and A. Strominger, "S-duality and noncommutative gauge theory," JHEP 0006, 036 (2000) [hep-th/0005048].
- [26] T. Yoneya, "Wandering in the Fields", eds. K. Kawarabayashi and A. Ueda, p. 419 (World Scientific, 1987);
M. Li and T. Yoneya, "D-particle dynamics and the space-time uncertainty relation," Phys. Rev. Lett. 78, 1219 (1997) [hep-th/9611072];
T. Yoneya, "String theory and space-time uncertainty principle," Prog. Theor. Phys. 103, 1081 (2000) [hep-th/0004074];
J. Polchinski, "String Theory", Vol. 2 (Cambridge University Press, 1998);
J. H. She, "A matrix model for Minkowski universe," JHEP 0601, 002 (2006) [hep-th/0509067];
J. H. She, "Winding string condensation and noncommutative deformation of spacelike singularity," Phys. Rev. D 74, 046005 (2006) [hep-th/0512299].
- [27] R. Brandenberger and P. M. Ho, "Noncommutative spacetime, stringy spacetime uncertainty principle, and density fluctuations," Phys. Rev. D 66, 023517 (2002) [hep-th/0203119].

- [28] E. F. Bunn, A. R. Liddle and M. J. White, "Four-year COBE normalization of inflationary cosmologies," *Phys. Rev. D* **54**, 5917 (1996) [astro-ph/9607038].
- [29] Y. B. Zeldovich, "Cosmological fluctuations produced near a singularity," *Mon. Not. Roy. Astron. Soc.* **192**, 663 (1980);
A. Vilenkin, "Cosmological Density Fluctuations Produced By Vacuum Strings," *Phys. Rev. Lett.* **46**, 1169 (1981).
- [30] U. L. Pen, U. Seljak and N. Turok, "Power spectra in global defect theories of cosmic structure formation," *Phys. Rev. Lett.* **79**, 1611 (1997) [astro-ph/9704165];
B. Allen, R. R. Caldwell, S. Dodelson, L. Knox, E. P. S. Shellard and A. Stebbins, "CMB anisotropy induced by cosmic strings on angular scales $> \text{approx. } 15'$," *Phys. Rev. Lett.* **79**, 2624 (1997) [astro-ph/9704160];
A. Albrecht, R. A. Battye and J. Robinson, "A detailed study of defect models for cosmic structure formation," *Phys. Rev. D* **59**, 023508 (1999) [astro-ph/9711121].
- [31] L. Pogosian, S. H. H. Tye, I. Wasserman and M. Wyman, "Observational constraints on cosmic string production during brane inflation," *Phys. Rev. D* **68**, 023506 (2003) [Erratum -*ibid.* **D 73**, 089904 (2006)] [hep-th/0304188].
- [32] E. J. Copeland, R. C. Myers and J. Polchinski, "Cosmic F- and D-strings," *JHEP* **0406**, 013 (2004) [hep-th/0312067].
- [33] L. Leblond and S. H. H. Tye, "Stability of D1-strings inside a D3-brane," *JHEP* **0403**, 055 (2004) [hep-th/0402072].
- [34] M. G. Jackson, N. T. Jones and J. Polchinski, "Collisions of cosmic F- and D-strings," *JHEP* **0510**, 013 (2005) [hep-th/0405229].
- [35] T. Damour and A. Vilenkin, "Gravitational radiation from cosmic (super)strings: Bursts, stochastic background, and observational windows," *Phys. Rev. D* **71**, 063510 (2005) [hep-th/0410222].
- [36] S. E. Shandera and S. H. Tye, "Observing brane inflation," *JCAP* **0605**, 007 (2006) [hep-th/0601099].
- [37] U. Seljak and A. Slosar, "B polarization of cosmic microwave background as a tracer of strings," astro-ph/0604143.
- [38] M. Wyman, L. Pogosian and I. Wasserman, "Bounds on cosmic strings from WMAP and SDSS," *Phys. Rev. D* **72**, 023513 (2005) [Erratum -*ibid.* **D 73**, 089905 (2006)] [astro-ph/0503364];
A. A. Fraisse, "Limits on SUSY GUTs and defects formation in hybrid inflationary models with three-year Wilkinson Microwave Anisotropy Probe (WMAP) observations," astro-ph/0603589;
L. Pogosian, I. Wasserman and M. Wyman, "On vector mode contribution to CMB temperature and polarization from local strings," astro-ph/0604141.
- [39] J. Polchinski, "Introduction to cosmic F- and D-strings," hep-th/0412244.