

DFTT 11/06

gefth-13/06

PTA/06-17

Study of the flux tube thickness in 3d LGT's by means of 2d spin models.

M. Caselle^a, P. Grinza^b and N. Magnoli^c

^a Dipartimento di Fisica Teorica dell'Università di Torino and INFN.,
via P. Giuria 1, I-10125 Torino, Italy
e-mail: caselle@to.infn.it

^b Laboratoire de Physique Théorique et Astroparticules, Université Montpellier II,
Place Eugène Bataillon, 34095 Montpellier Cedex 05, France
e-mail: grinza@lpta.univ-montp2.fr

^c Dipartimento di Fisica, Università di Genova and INFN.,
via Dodecaneso 33, I-16146 Genova, Italy
e-mail: magnoli@ge.infn.it

Abstract

We study the flux tube thickness in the confining phase of the $(2+1)d$ $SU(2)$ Lattice Gauge Theory near the deconfining phase transition. Following the Svetitsky-Yaé conjecture, we map the problem to the study of the $\langle \dots \rangle$ correlation function in the two-dimensional spin model with Z_2 global symmetry, (i.e. the 2d Ising model) in the high-temperature phase. Using the form factor approach we obtain an explicit expression for this function and from it we infer the behaviour of the flux density of the original $(2+1)d$ LGT. Remarkably enough the result we obtain for the flux tube thickness agrees (apart from an overall normalization) with the effective string prediction for the same quantity.

1 Introduction

The distinctive feature of the interquark potential in a confining gauge theory is that the colour flux is confined into a thin flux tube, joining the quark-antiquark pair. As it is well known the quantum fluctuations of this flux tube (which are assumed to be described by a suitable effective string model) lead to a logarithmic increase of the width of the flux tube as a function of the interquark distance R . This behaviour was discussed many years ago by Luscher, Münster and Weisz in [1] and is one of the most stringent predictions of the effective string description of confining LGT's. Indeed for a non-confining theory one would instead expect a linear increase of the width of the flux tube.

A natural question is what happens of this picture at the deconfinement point. One would naively expect a sudden jump of the flux tube thickness from a log to a linear dependence from the interquark distance. However we shall show in this paper that this is a misleading picture. Indeed the flux tube width also depends on the finite temperature of the theory. In the standard finite temperature setting of LGT's in which the quarks are represented by Polyakov loops this means that the flux tube thickness (and its R dependence) also depends on the lattice size in the "time-like" compactified direction.

A tentative answer to this question can be obtained in the effective string framework. As we shall see in sect.2.4 by using a duality transformation it is possible to show that as the temperature increases the log behaviour smoothly moves to a linear behaviour, thus excluding a log to linear transition at the deconfinement point. However this result strongly relies on the effective string approximation (even worse on the gaussian limit of the effective string) and it would be nice to have some kind of independent evidence.

Unfortunately the flux tube thickness (and in particular its dependence on the interquark distance) is very difficult to study by Monte Carlo simulations. The only existing numerical estimates are for the 3d Ising gauge model in which, thanks to the efficiency of the existing Monte Carlo algorithms for this model, large enough values of the interquark distance could be reached and unambiguous signatures of the logarithmic increase of the flux tube thickness (at zero temperature) could be observed [2].

In this paper we propose an alternative way to address the above question in the vicinity of the deconfinement transition using the Svetitsky-Yaé conjecture which is a very powerful tool to study the finite T behaviour of a confining LGT in the vicinity of the deconfinement point, at least for those LGT's whose deconfinement transition is of second order. The Svetitsky-Yaé conjecture [3] states that the deconfinement transition of a $(d+1)$ LGT lies in the same universality class of the magnetization transition of a d -dimensional spin model with symmetry group given by the center of the original gauge group.

This gives us a non trivial opportunity to check the effective string predictions. If we choose a $(2+1)$ dimensional LGT with a gauge group with center Z_2 (like the gauge Ising model or the $SU(2)$ or $SP(2)$ LGT's which all have continuous deconfinement transitions), the target spin model is the 2d Ising model in the high temperature symmetric phase for which several exact results are known. In particular we shall see that it is possible to study analytically the equivalent of the flux tube thickness. Remarkably enough the results that we find agree with the effective string ones thus strongly supporting the idea of a smooth transition from a log to a linear behaviour as the temperature increases.

This paper is organized as follows. Sect.2 is devoted to the discussion of some background material on the effective string description of the flux tube thickness and on the Svetitsky Yaé conjecture. In sect.3 we study the $h_{1/2/3}$ correlator in the 2d Ising model, discuss its asymptotic behaviour and extract from it a prediction for the flux tube thickness. Finally in sect.4 we compare it with the effective string prediction and discuss some further features of our analysis.

2 Background

2.1 Definition of the flux tube thickness

The lattice operator which is commonly used to evaluate the flux density in presence of a pair of Polyakov loops (or equivalently in presence of a Wilson loop) is the following correlator

$$\langle \mathcal{F}(x_0; x_1; x_2; R) \rangle = \frac{\langle P(0; 0) P^\dagger(0; R) U_p(x_0; x_1; x_2) \rangle}{\langle P(0; 0) P^\dagger(0; R) \rangle} \langle U_p \rangle \quad (1)$$

where $P(x_1; x_2)$ denotes a Polyakov loop in the spacelike position $(x_1; x_2)$ (in the above equation we have chosen for simplicity to locate the Polyakov loops in the positions $(0, 0)$ and $(0, R)$ and the x_0 coordinate runs in the compactified timelike direction) while $U_p(x)$ denotes a plaquette located in $x = (x_0; x_1; x_2)$. The different possible orientations of the plaquette measure the different components of the flux. In the following we shall neglect this dependence (see however the comment at the end of the next section). In order to avoid boundary effects we then concentrate on the midpoint of the Polyakov loop correlator choosing a generic value of x_0 and fixing $x_2 = R=2$. With this choice the flux density will be only function of the interquark distance R and of the transverse coordinate x_1 . In the x_1 direction the flux density shows a gaussian like shape (see for instance fig. 2 of ref. [2]). The width of this gaussian is the quantity which is usually denoted as "flux tube thickness": $w(R; N_t)$. This quantity only depends on the interquark distance R and on the lattice size in the compactified timelike direction N_t , i.e. on the inverse temperature of the model (this dependence was implicit in the above definition). By tuning N_t we can thus study the flux tube thickness in the vicinity of the deconfinement transition.

2.2 Dimensional reduction and the Svetitsky-Yaffe conjecture.

Given a $(2+1)$ LGT with gauge group G and a two dimensional spin model with symmetry group the center of G , if both the deconfinement transition of the $(2+1)$ dimensional LGT and the magnetization transition of the 2d spin model are continuous then, according to the Svetitsky-Yaffe conjecture [3], the two critical points must belong to the same universality class and we can use the spin model as an effective theory description for the $(2+1)$ dimensional LGT in the neighbourhood of the deconfinement transition. This is the case if we choose for instance $SU(2)$ as gauge group for the $(2+1)$ dimensional LGT and Z_2 (the center of $SU(2)$) as symmetry group of the 2d spin model (i.e. the Ising model). Another equivalent choice would be to study the $(2+1)$ dimensional LGT with gauge group Z_2 (the Ising gauge model) whose center obviously is again Z_2 .

In this effective description the Polyakov loops of the LGT are mapped onto the spins of the Ising model, the confining phase of the LGT into the high temperature phase of the spin model while the combination $(N_t)N_t$ (where (N_t) denotes the finite temperature value of the string tension while in the following with no explicit dependence will denote by default the zero temperature string tension) is mapped into the mass scale of the spin model (i.e. the inverse of the correlation length) and sets the scale of the deviations from the critical behaviour. In order to describe in the dimensionally reduced model the expectation value of eq.(1) one must extend this mapping also to the plaquette operator. This non-trivial problem was discussed a few years ago by Gliozzi and Provero in [4], where they were able to show that in the vicinity of the critical (deconfinement) point the plaquette operator of the $(2+1)$ LGT is mapped into a mixture of the energy and identity operators of the 2d spin model. As a consequence the combination of gauge invariant operators which measures the density of chromoelectric flux in a meson is mapped into a three point function $\langle \dots \rangle$ where in the Ising case (i.e. for LGT with a Z_2 center symmetry) $\dots = \dots$. Different components of the flux (i.e. different orientations of the plaquette) correspond to different coefficients in the linear combination

which relates the plaquette operator of the LGT with the energy and identity operators of the spin model. These coefficients will play no role in the discussion and we shall neglect them in the following.

2.3 Agreement between 2d spin model estimates and effective string predictions.

If we describe the correlator of two Polyakov loops in the high temperature regime of a confining lattice gauge theory in $d=3$ using the Nambu-Goto effective string we obtain exactly a collection of K_0 Bessel functions. This was observed for the first time by Luscher and Weisz [5] using a duality transformation and then derived in the covariant formalism in [6]. The expression which one obtains is:

$$P(0;0)P(0;R)^+ = \sum_{n=0}^{\infty} \frac{1}{2} \left(\frac{E_n}{R} \right)^{\frac{1}{2}(d-1)} K_{\frac{1}{2}(d-3)}(E_n R) : \quad (2)$$

(see eq. (3.2) of [5]). Notice that in $d=3$ the R dependence in front of the Bessel functions cancels exactly.

The argument of the K_0 functions is given by the product of the interquark distance R and the closed string energy levels:

$$E_n = T \left(1 + \frac{8}{N_t^2} \right) \frac{1}{24} (d-2) + n^{1=2} : \quad (3)$$

(see eq. (C.5) of [5]).

It is easy to see that in the large R limit only the lowest state ($n=0$) survives and we end up with a single K_0 function:

$$\lim_{R \rightarrow \infty} P(0;0)P(0;R)^+ = K_0(E_0 R) : \quad (4)$$

where:

$$E_0 = N_t \left(1 + \frac{1}{3 N_t^2} \right)^{1=2} : \quad (5)$$

From this expression we read the Nambu-Goto prediction for the finite temperature dependence of the string tension:

$$(N_t) E_0 = N_t \left(1 + \frac{1}{3 N_t^2} \right)^{1=2} : \quad (6)$$

As it is well known this expression cannot be exact since it predicts mean value critical indices for the deconfinement transition, however it turns out to be a very good approximation up to rather high temperatures (we shall further comment on this below).

Looking at eq.(4) it is tempting to identify the Polyakov loops correlator in the large R limit with the spin-spin correlator in the 2d Ising model which is exactly given by a K_0 Bessel function with argument mR , m being the mass of the Ising model. This is the origin of the relation mentioned above between the mass of the effective Ising model: m and the product $(N_t)N_t$ of the LGT. Notice as a side remark that this correspondence is more general than this particular Ising case, since any 2d spin model with a spectrum which starts with an isolated pole has a spin-spin correlator dominated at large distance by a K_0 Bessel function without prefactors.

A few comments are in order at this point:

The experience with Polyakov loop correlators [7-10] shows that the Nambu-Goto action is a good approximation (indeed a very good one) for very large R (much larger than N_t) and values of N_t such that: $N_t \gg 4$. For higher temperatures (i.e. smaller values of N_t) the deviations due to the "mean field" nature of the Nambu-Goto approximation cannot be neglected.

It will be useful in the following to define the combination $t_f = \frac{1}{N_t}$. With this definition t_f is dimensionless and has the meaning of a finite temperature. The Nambu-Goto approximation would suggest a deconfinement transition for $t_f = \frac{1}{3} = 0.33$ while the bound $N_t = \frac{1}{4}$ mentioned above corresponds to $t_f < 0.25$. It is interesting to observe that the Nambu-Goto prediction for the critical temperature is different, but not too far, from the known Monte Carlo estimates for LGT's: in the gauge Ising model the deconfinement transition occurs at $t_f = 0.12$ [11] while in the SU(2) case we have $t_f = 0.13$ [12].

Looking at E_0 we see that it is useful to define the dimensionless coefficient

$$1 - \frac{t_f^2}{3} \quad (7)$$

from which we find

$$m = T \quad (8)$$

The region ($t_f < 0.25$) in which we can trust the Nambu-Goto approximation corresponds to the range $0.33 < 1$

2.4 Effective string predictions for the flux tube thickness.

The simultaneous dependence of the flux tube thickness on the two variable R and N_t can be evaluated exactly only in the gaussian limit. Including higher order terms in the effective string action makes the problem too difficult (even if some recent result in the framework of the covariant quantization suggest that some simplification could occur if one chooses to study the whole Nambu-Goto action [6,13]).

For the details of the calculations we refer the reader to the paper [2] (see also [14]) For our purpose we are only interested in the two asymptotic limits: large N_t and finite R (which is the zero temperature limit where we expect a log type behaviour) and the opposite one: large R and small N_t which is high temperature limit.

One finds:

$$w^2 = \frac{1}{2} \log\left(\frac{R}{R_c}\right) \quad (N_t \gg R \gg 0) \quad (9)$$

$$w^2 = \frac{1}{2} \left(\frac{R}{6N_t} + \log\left(\frac{N_t}{2}\right) \right) \quad (R \gg N_t) \quad (10)$$

As it is easy to see in the second limit the logarithmic dependence is on N_t (the inverse of the temperature) and not on R which appears instead in the linear correction.

3 The 3-point correlators in the 2d Ising model

As we have seen the study of the width of long color flux tube in the (2+1)d LGT's with gauge group Z_2 , SU(2) or Sp(2) can be translated in the study of the ratio of correlators

$$\frac{h(x_1) h(x_2) h(x_3)}{h(x_1) h(x_3)} \quad (11)$$

in the high temperature phase of the 2d Ising model in zero magnetic field.

Since we are interested in the large distance behaviour of such a quantity, we will use the so-called Form Factors technique (see [15] for its application in the context of the 2d Ising model without

magnetic field). Form factors are defined as suitable matrix elements of an operator between the vacuum and an arbitrary n particle asymptotic state¹

$$F_{a_1 \dots a_n}(\lambda_1; \dots; \lambda_n) = \langle 0 | j(0) A_{a_1}(\lambda_1) \dots A_{a_n}(\lambda_n) | i \rangle \quad (12)$$

When the theory is integrable, and the S matrix is exactly known they can be computed exactly as solutions of certain functional equations [16,17]. In the present case the theory is free and the S matrix is simply $S = 1$.

Such a technique turned out to be an effective tool in order to give approximate expressions for the large distance behaviour of the two-point correlators in Integrable QFTs, and recently it has been employed to analyze the three-spin correlator in the 3-states Potts model [18]. In brief, it is possible to rewrite a generic correlator as a spectral expansion whose building blocks are just the form factors. For example, for the connected two-point correlator we have in general

$$\langle h(x) \rangle(0) i_c = \sum_{n=1}^{\infty} \frac{1}{n!} \int_{-1}^1 \frac{d\lambda_1 \dots d\lambda_n}{(2)^n} F_n(\lambda_1; \dots; \lambda_n)^2 e^{-m \sum_{j=1}^n E_n} \quad (13)$$

where E_n is the energy of the n particles state as function of the rapidity.

Similar expressions can be written for n points connected correlators, in particular for the three-point correlation function we can proceed in close analogy with the analysis of [18]. Hence we can write (see e.g. [1]):

$$\begin{aligned} \langle h(x_1) \rangle(x_2) \rangle(x_3) i_c = & \int_{-1}^1 \frac{d\lambda_1 d\lambda_2}{(2)^2} (F_1)^2 F_2(\lambda_2 + i; \lambda_1) e^{-m(R_{12} \cosh \lambda_1 + R_{23} \cosh \lambda_2)} + \\ & + \frac{1}{2} \int_{-1}^1 \frac{d\lambda_1 d\lambda_2 d\lambda_3}{(2)^3} F_1 F_2(\lambda_3) F_3(\lambda_2; \lambda_1 + i; \lambda_3 + i) e^{-m(R_{13} \cosh \lambda_1 + R_{23}(\cosh \lambda_2 + \cosh \lambda_3))} + \\ & + \frac{1}{2} \int_{-1}^1 \frac{d\lambda_1 d\lambda_2 d\lambda_3}{(2)^3} F_1 F_2(\lambda_2) F_3(\lambda_1; \lambda_3 + i; \lambda_2 + i) e^{-m(R_{13} \cosh \lambda_3 + R_{12}(\cosh \lambda_1 + \cosh \lambda_2))} + \end{aligned} \quad (14)$$

The main ingredients which enter the previous formula are the first few form factors of the operators and . Let us briefly review their properties (see [15]).

Spin and disorder operators

Since we are dealing with a theory of free Majorana fermions, the S matrix is simply $S = 1$. As a consequence of the fact that we are in the high- T phase of the theory, symmetry implies that the form factors of and are non-zero upon odd and even particle states respectively.

The VEV of is known since a long time and happens to be

$$\langle h \rangle = F_0 = B \int_{-1}^1 j^{1/8} = \frac{B}{(2)^{1/8}} m^{1/8} = C m^{1/8}; \quad B = 1.70852190 \dots \quad (15)$$

where we used the exact relation between the coupling constant (the reduced temperature) and the mass of the fermion $m = 2$. The cluster condition [19] fixes the relative normalization between the FF of and , and implies $F_1 = \langle h \rangle$. The explicit expression of F_3 is given by

$$F_3(\lambda_1; \lambda_2; \lambda_3) = i F_1 \sum_{i < j=1}^3 \tanh \frac{i j}{2} \quad (16)$$

and the normalization constant can be fixed by means of the residue equation on the annihilation poles

$$i \text{Res}_{\lambda_2=i} F_3(\lambda_1; \lambda_2; \lambda_3) = (1 - S) F_1 = 2 F_1 : \quad (17)$$

¹We use the parametrization of energy and momentum in terms of the rapidity : $E = m \cosh \lambda$, $P = m \sinh \lambda$.

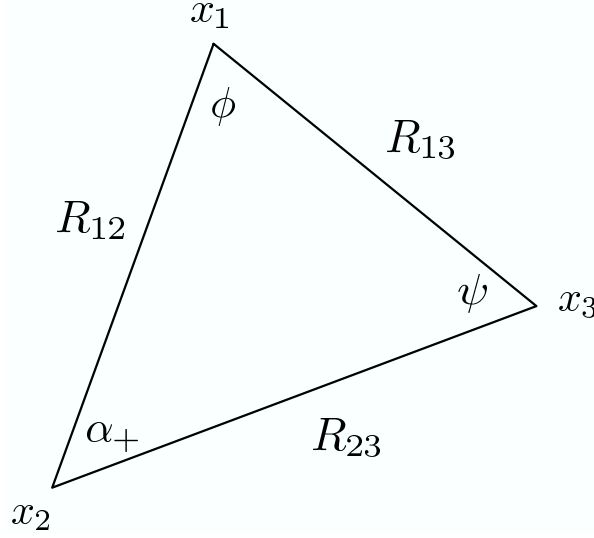


Figure 1: Generic con guration for the three-point function $h(x_1)(x_2)(x_3)$.

Stress-energy tensor and energy density

The FF of the perturbing operator can be extracted from those of the stress-energy tensor . Their relationship is given by (we recall that $\epsilon = 1=2$)

$$= 4(1) = 2 = m : \quad (18)$$

The fact that we have $S = 1$ implies that the only non-zero form factor of the trace is the two-particle one F_2

$$F_2(i) = 2im^2 \sinh \frac{1}{2} \quad (19)$$

which have been normalized by means of the condition $F_2(i) = 2m^2$. The nal step is to write F_2 using the relation $= m$

$$F_2 = \frac{1}{m} F_2 = 2im \sinh \frac{1}{2} : \quad (20)$$

All the other FFs of (x) and (x) are zero.

3.1 The width of the flux tube

We are now in the position to give an analytic estimate for the width of the flux tube in the limit of large distances. When the sides of the triangle are large, the leading behaviour of (14) is given by the rst term in the rhs. It is interesting to notice that such a term can be written in an explicit way for an arbitrary triangle. The reason lies in the simple form of the 2p form factor of the energy operator which allows to write it as follows

$$\begin{aligned} & \int_1^Z \frac{d_1 d_2}{(2)^2} (F_1)^2 F_2(12 + i_+) e^{-m(R_{12} \cosh 1 + R_{23} \cosh 2)} = \\ & = m (F_1)^2 \sin \frac{+}{2} \int_1^Z \frac{d_1 d_2}{2} \cosh \frac{1}{2} \cosh \frac{2}{2} e^{-m(R_{12} \cosh 1 + R_{23} \cosh 2)} = \\ & = (F_1)^2 \sin \frac{+}{2} \frac{e^{-m(R_{12} + R_{23})}}{R_{12} R_{23}} \end{aligned} \quad (21)$$

and hence

$$h(x_1)(x_2)(x_3) = (F_1)^2 \frac{R_{13}^2 (R_{12} - R_{23})^2}{2R_{12}R_{23}} e^{-m(R_{12}+R_{23})} + \dots \quad (22)$$

Since we are interested in analyzing the width of the flux tube at the mid-point between (x_1) and (x_3) for large separations of them, we will put $R_{12} = R_{23} = L$ and $R_{13} = 2r$ in (14), and we define the transverse distance as $y = L \cos \theta = 2L \cos \theta/2$ (we also have $r = L \sin \theta/2$). Then, we define the three-point function in such a geometric configuration as $S(r; y)$

$$S(r; y) = (F_1)^2 \frac{r}{y^2 + r^2} e^{-2m \frac{r}{y^2 + r^2}} \quad (23)$$

In order to study the flux tube shape we must study the following ratio

$$P(r; y) = \frac{S(r; y)}{h(2r)(0)} \quad (24)$$

where $h(2r)(0)$ is the two-point correlator between (x_1) and (x_3) . In the large distance limit its leading behaviour is

$$h(2r)(0) \sim \int_{-1}^1 \frac{d}{2} (F_1)^2 e^{-2m r \cosh} = \frac{(F_1)^2}{K_0(2m r)} \quad (25)$$

and hence the ratio can be cast in the form

$$P(r; y) = \frac{S(r; y)}{h(2r)(0)} = \frac{r}{y^2 + r^2} \frac{e^{-2m \frac{r}{y^2 + r^2}}}{K_0(2m r)} \quad (26)$$

It is easy to see that for very large separations ($m r \gg 1$) the shape becomes of the gaussian type in the transverse variable y

$$P(r; y) \sim \frac{r}{y^2 + r^2} \frac{e^{-2m \frac{r}{y^2 + r^2}}}{K_0(2m r)} e^{-\frac{m}{r} y^2} \quad (27)$$

Finally we can study the variance $w^2(r)$ of $P(r; y)$ wrt y , which exactly corresponds to the width of the flux tubes which we were looking for. Let us define:

$$w^2(r) = \int_{-1}^1 dy y^2 P(r; y) \quad (28)$$

as a consequence, setting $x = y/r$ we obtain

$$w^2(r) = \frac{r^2}{K_0(2m r)} \int_{-1}^1 dx \frac{x^2}{1 + x^2} e^{-2m r \frac{1}{1 + x^2}} \quad (29)$$

Such an integration cannot be performed exactly, but we can still give its asymptotic estimate in the limit $m r \gg 1$. With standard techniques we obtain

$$\int_{-1}^1 dx \frac{x^2}{1 + x^2} e^{-2m r \frac{1}{1 + x^2}} \sim e^{-2m r} \left[\frac{1}{2} (m r)^{-3/2} - \frac{9}{32} (m r)^{-5/2} + O((m r)^{-7/2}) \right] \quad (30)$$

and combining it with

$$\frac{1}{K_0(2m r)} \sim \frac{e^{2m r}}{2(m r)^{1/2}} + \frac{1}{8} (m r)^{-1/2} + O((m r)^{-3/2}) \quad (31)$$

we finally obtain

$$w^2(mr) \sim \frac{r}{m} - 1 - \frac{1}{2mr} + O\left(\frac{1}{(mr)^2}\right) \quad (32)$$

which states that the width of the flux tube, in the limit of very large separations between the spins, behaves linearly with the separation $R = 2r$

$$w^2(mR) \sim \frac{R}{2m} - \frac{1}{2m^2} + \dots \quad (33)$$

Finally, it is not difficult to calculate the asymptotic expansion of the higher order moments

$$w^{(2n)}(r) = \frac{r^{2n}}{K_0(2mr)} \int_0^1 dx \frac{x^{2n}}{1+x^2} e^{-2mr \frac{1}{1+x^2}} \quad (34)$$

It turns out to be

$$w^{(2n)}(r) = \frac{e^{-2mr}}{m r K_0(2mr)} \frac{r}{m} \lim_{N \rightarrow \infty} \sum_{k=0}^N \sum_{j=0}^N \frac{(-1)^j}{4^k k!} (2k+j+n-1) (mr)^{-k-j}; \quad (35)$$

where the first few orders are as follows

$$w^{(2n)}(r) = \frac{1}{m} - (n+1) \frac{r}{m^2} + \frac{1}{m r} (n^2-2n-1) + O\left(\frac{1}{(mr)^2}\right) \quad (36)$$

4 Results

4.1 Comparison with the effective string predictions

Eq.(33) is the main result of this paper. If we compare it with the effective string prediction of eq.(10) we see a remarkable agreement between the two results. Both show a linear increase with the interquark distance of the flux tube thickness. The linear term appears in both equations with the same $R=N_t$ dependence and the right dimensions given by $\frac{1}{m}$. The factor in front of this correction is not the same in the effective string and in the spin model cases, but this is not strange since there is a finite renormalization in the mapping between the plaquette operator (in the LGT) and the energy operator in the spin model (and similarly between the Polyakov loop and the spin operator). Moreover one must recall that the effective string result is obtained in the framework of the purely gaussian approximation

4.2 Isolines of chromoelectric flux

It is interesting to plot the isolines of the chromoelectric flux as a function of the interquark distance in the approximation of the two dimensional Ising model. These can be easily obtained from eq.(23). Since in the reduced model we have only one scale m_l which combines both the finite temperature and the interquark distance of the original LGT these plots can be interpreted in two ways.

We may look at them as the result of keeping the temperature of the LGT fixed (i.e. m fixed) then as m_l increases we are effectively describing an increase of the interquark distance R . It is nice to see that indeed as m_l increases (from g_2 to g_5) the shape of the flux tube becomes more and more narrow, as one should expect for a confining theory.

Alternatively we may think to keep the interquark distance fixed and look to what happens as we increase the temperature and approach the deconfinement transition (i.e. as m decreases). Again it is nice to see that the flux tube smoothly moves from the narrow shape of a confining theory (g.5) to a shape in which the flux lines become more and more delocalized in the two dimensional surface (g.2).

4.3 The shape of the flux tube.

Finally it is interesting to notice that from the explicit expression of the h_{123} correlator one can see that the shape of the flux tube is not exactly a gaussian (see eq.(26)). This is indeed also what is visible in the monte carlo simulations (see g.2 of [2] and the whole discussion at the beginning of [20]). Our analysis could suggest a tentative analytic form for these deviations which should be valid in the neighborhood of the deconfinement transition and hence extend to this regime the functional form valid at low temperature proposed in [20]. This prediction is encoded in the higher order moments reported in eqs (35,36). It would be nice to check this prediction by performing also in the high temperature regime a set of monte carlo simulations similar to those discussed in [20].

Acknowledgements. The work of P.G. is supported by the European Commission TMR programme HPRN-CT-2002-00325 (EUC LID). The authors would like to thank F. Gliozzi, M. Billo and L. Ferro for useful discussions.

Note Added. An interesting application of form factors to the $(2+1)$ -d $SU(2)$ gauge theory [21] has appeared at the same time as the present paper. In such a work, the $(2+1)$ -d $SU(2)$ gauge theory is generalized to an anisotropic form with two gauge couplings, and the form factors of the currents of the $SU(2)$ principal chiral model in $(1+1)$ -d have been used to compute the string tension in the anisotropic regime. In this context, the mechanism of dimensional reduction is not related to the Svetitsky-Ya e conjecture.

References

- [1] M. Luscher, G. Munster and P. Weisz, Nucl. Phys. B 180 (1981) 1.
- [2] M. Caselle, F. Gliozzi, U. Magnea and S. Vinti, Nucl. Phys. B 460 (1996) 397 [arXiv:hep-lat/9510019].
- [3] B. Svetitsky and L.G. Ya e, Nucl. Phys. B 210 (1982) 423.
- [4] F. Gliozzi and P. Provero, Phys. Rev. D 56 (1997) 1131 [arXiv:hep-lat/9701014].
- [5] M. Luscher and P. Weisz, JHEP 0407 (2004) 014 [arXiv:hep-th/0406205].
- [6] M. Billo and M. Caselle, JHEP 0507 (2005) 038 [arXiv:hep-th/0505201].
- [7] M. Caselle, M. Hasenbusch and M. Panero, JHEP 0301 (2003) 057 [arXiv:hep-lat/0211012].
- [8] M. Caselle, M. Hasenbusch and M. Panero, JHEP 0405 (2004) 032 [arXiv:hep-lat/0403004].
- [9] M. Caselle, M. Pepe and A. Rago, JHEP 0410 (2004) 005 [arXiv:hep-lat/0406008].

- [10] M .C aselle, M .H asenbusch and M .P anero, JHEP 0503 (2005) 026 [[arX iv:hep-lat/0501027](#)].
- [11] M .C aselle and M .H asenbusch, Nucl.Phys.B 470 (1996) 435 [[arX iv:hep-lat/9511015](#)].
- [12] M .J.T eper, Phys.Rev.D 59 (1999) 014512 [[arX iv:hep-lat/9804008](#)].
- [13] M .B ilb, M .C aselle and L.F erro, JHEP 0602 (2006) 070 [[arX iv:hep-th/0601191](#)].
- [14] K .P inn, [arX iv:cond-m at/9909206](#).
- [15] V.P .Yurov and A.L.B .Zam olodchikov, Int.J.M od.Phys.A 6 (1991), 3419.
- [16] M .K arow ski, P.W eisz, Nucl.Phys.B 139 (1978), 445.
- [17] F.A .Sm imov, Form Factors in C ompletely Integrable M odels of Q uantum F ield Theory (W orld Scienti c) 1992.
- [18] M .C aselle, G .D el no, P .G rinza, O .Jahn and N .M agnoli, J.Stat.M ech.0603 (2006) P 008 [[arX iv:hep-th/0511168](#)].
- [19] G .D el no, P .S im onetti and J.L .C ardy, Phys.Lett.B 387 (1996) 327 [[arX iv:hep-th/9607046](#)].
- [20] M .M uller and G .M unster, [arX iv:cond-m at/0405673](#).
- [21] P .O rland, [arX iv:hep-th/0607013](#).

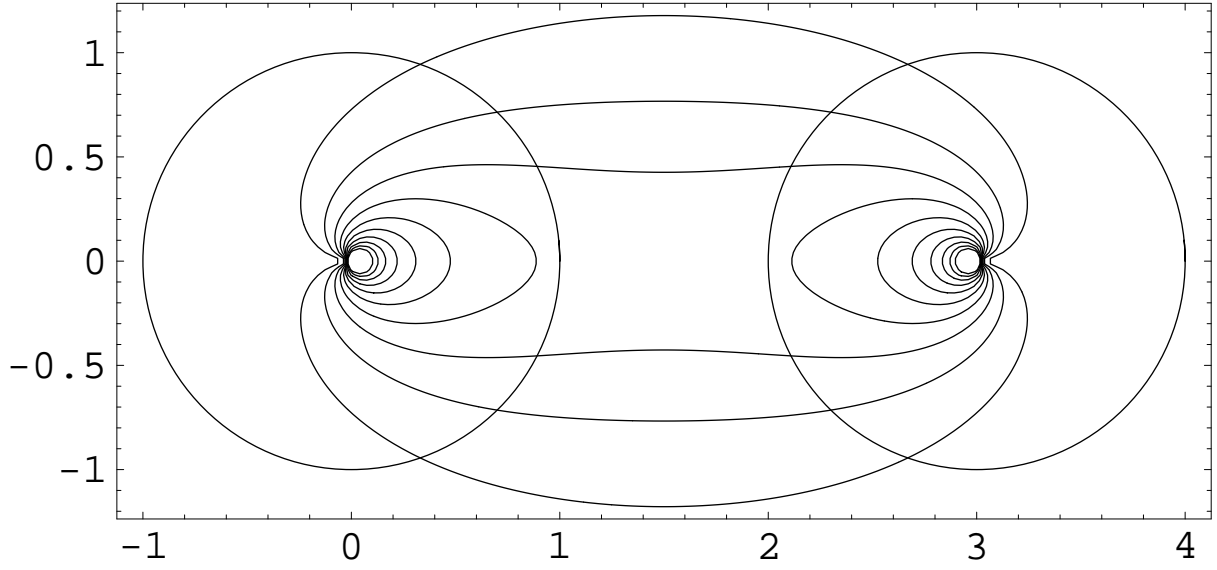


Figure 2: Isolines of chromoelectric flux for $m = 1$. The circles are centered in correspondence of the static quarks and their radius is $1/m$. Their extension gives a measure of the region where we expect large corrections to the leading behaviour we used to produce both the picture and the estimate of the flux tube width (we recall that we expect that the leading behaviour is valid for $m R_{ij} \gg 1$ where R_{ij} is a generic side of the triangle in figure 1).

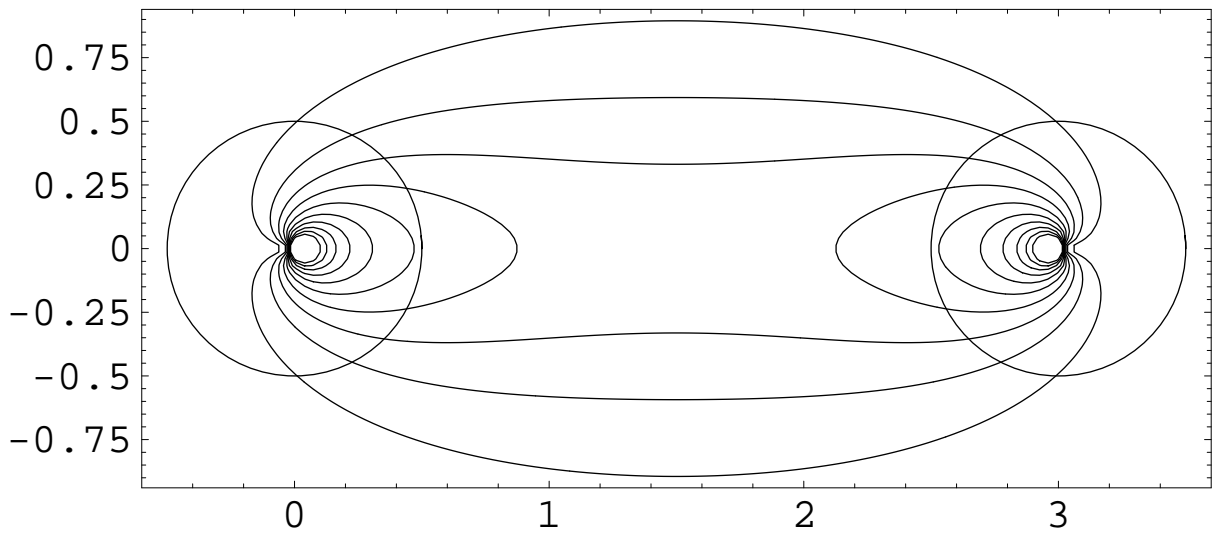


Figure 3: Isolines of chromoelectric flux for $m = 2$

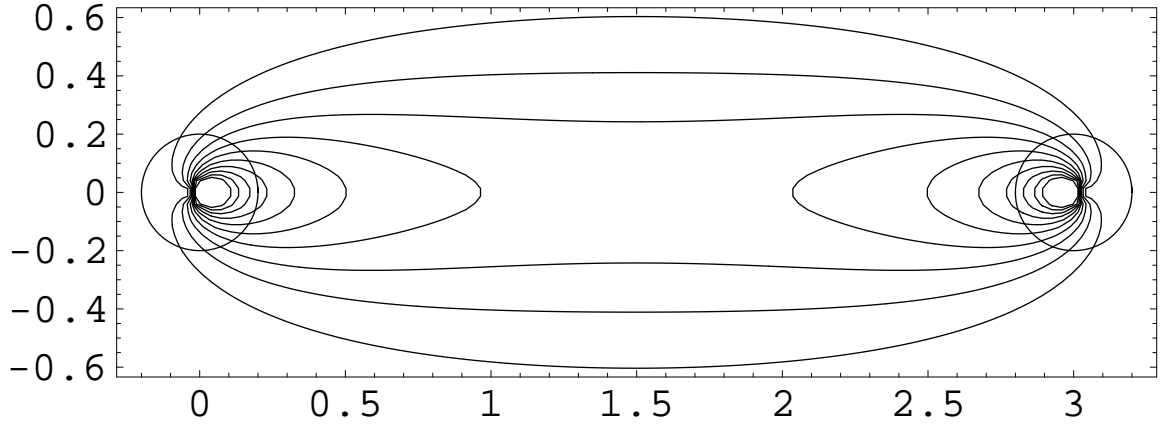


Figure 4: Isolines of chromoelectric ux for $m = 5$

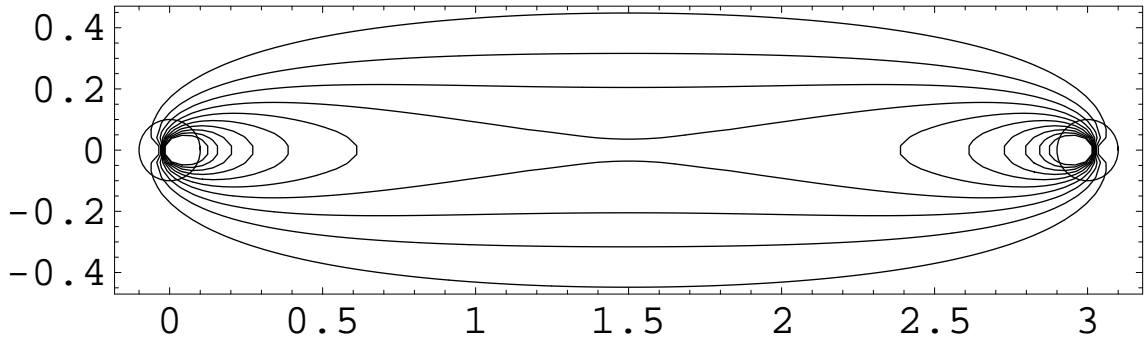


Figure 5: Isolines of chromoelectric ux for $m = 10$