

# Gravitational radiation from cosmic (super)strings: bursts, stochastic background, and observational windows

Thibault Damour<sup>1)</sup> and Alexander Vilenkin<sup>2)</sup>

<sup>1)</sup> Institut des Hautes Etudes Scientifiques, 91440 Bures-sur-Yvette, France

<sup>2)</sup> Institute of Cosmology, Department of Physics and Astronomy, Tufts University, Medford, MA 02155, USA

The gravitational wave (GW) signals emitted by a network of cosmic strings are reexamined in view of the possible formation of a network of cosmic superstrings at the end of brane inflation. The reconnection probability  $p$  of intersecting fundamental or Dirichlet strings might be much smaller than 1, and the properties of the resulting string network may differ significantly from those of ordinary strings (which have  $p = 1$ ). In addition, it has been recently suggested that the typical length of newly formed loops may differ by a factor  $\sim 1$  from its standard estimate. Here, we analyze the effects of the two parameters  $p$  and  $\ell$  on the GW signatures of strings. We consider both the GW bursts emitted from cusps of oscillating string loops, which have been suggested as candidate sources for the LIGO/VIRGO and LISA interferometers, and the stochastic GW background, which may be detectable by pulsar timing observations. In both cases we find that previously obtained results are quite robust, at least when the loop sizes are not suppressed by many orders of magnitude relative to the standard scenario. We urge pulsar observers to reanalyze a recently obtained 17-year combined data set to see whether the large scatter exhibited by a fraction of the data might be due to a transient GW burst activity of some sort, e.g. to a near cusp event.

## I. INTRODUCTION

Cosmic strings can be formed as linear defects at a symmetry breaking phase transition in the early universe and can give rise to a variety of observable phenomena at the present cosmic age. String formation, evolution, and observational effects have been extensively studied in the 1980's and 90's (for a review see [1,2]). This exploration was to a large degree motivated by the string scenario of structure formation [3,4], which requires strings of the grand unification energy scale,  $10^{16}$  GeV, or  $G(\mu)^2 \sim 10^6$ . (Here,  $G$  is Newton's constant,  $\mu$  is the string tension and  $M_P = 10^{19}$  GeV is the Planck mass.  $G$  is a dimensionless parameter characterizing the gravitational interactions of strings.) This scenario is now disfavored by the CMB observations, but strings of a somewhat lower energy scale would be consistent with the data, and their detection would of course be of great interest. The current CMB bound on strings is  $5.6 G < 6.1 \times 10^{-7}$ . There is also a case of potential string detection with a similar value of  $G$ . Two nearly identical galaxies are observed at angular separation of 1.9 arc sec, suggesting gravitational lensing by a cosmic string with  $G \sim 4 \times 10^{-7}$  [7].

Cosmic strings can also be detected through the gravitational wave (GW) background produced by oscillating string loops [8]. This background, which ranges over many decades in frequency, has been extensively discussed in the literature [8-13]. The analysis of eight years of millisecond pulsar timing observations has led to setting rather stringent (95% confidence level) limits on the GW contribution to the cosmological closure density  $\Omega_g = \frac{8}{3} G \mu^2 h^2$ :  $\Omega_g^2 < 6 \times 10^{-8}$  according to the original analysis [14], or  $\Omega_g^2 < 9.3 \times 10^{-8}$  according to the Bayesian approach of [15]. (Here,  $h = H_0/(100 \text{ km s}^{-1} \text{ Mpc})$ . Note that  $h^2 \sim (65/100)^2 \sim 0.42$ .) As we shall review below, the corresponding bound on  $G$  is  $c^3 G < 10^{-7}$ , where  $c$  denotes the (mean) number of cusp events per oscillation period of a string loop.

Until recently, it appeared that the gravitational effects of strings with  $G \sim 10^{-7}$  are too weak to be observable. However, it has been shown in [16,17] (following a suggestion in [18]) that GW bursts emitted from cusps of oscillating loops should be detectable by LIGO and LISA interferometers for values of  $G$  as low as  $10^{-13}$ .

During the last few years, there have been several important developments that motivate us to reexamine the GW signatures of strings. First, there has been a renewed interest in the possibility [19] that fundamental strings of superstring theory may have astronomical sizes and play the role of cosmic strings. In particular, it has been argued [20-22] that fundamental (F) and D-string networks can naturally be formed at the end of brane inflation. In this scenario [23], inflation is driven by the attractive potential between a D-brane and an anti-D-brane, and strings are produced when the branes eventually collide and annihilate. The rather stringent requirements allowing for the stability of such cosmic superstrings can be met in some scenarios [22,24,25]. The predicted string tensions are [20,21,26,24]  $10^{11} \cdot G \sim 10^{-6}$  and appear to be comfortably within the range of detectability by LIGO and LISA. However, the analysis of GW bursts in [16,17] may not be directly applicable in this case, since the properties and evolution of F and D-string networks may differ in significant ways from those of "ordinary" cosmic strings.

If both F and D-strings are produced, they can form an interconnected network, in which F and D-strings join and separate at 3-way junctions [24,22]. Each junction joins an F-string, a D-string, and a (1,1)-string, which is a bound state of F and D. (p;q)-strings, which are bound states of p F-strings and q D-strings with  $p;q > 1$  can also be formed. The evolution of FD-networks is similar to that of monopole-string  $Z_3$  networks, in which each monopole is attached to three strings. Simulations of  $Z_3$  network evolution suggest [27,28] that the typical distance between the monopoles scales with the cosmic time,  $L \propto t$ , where the coefficient depends on the rate of energy loss by the network. But if the main energy loss mechanism is gravitational radiation, as the case may be for an FD network, then it has been argued in [27] that the energy dissipation by the network is rather inefficient, so it quickly comes to dominate the universe. If this picture is correct, then models predicting FD networks are ruled out. It is conceivable, however, that the main energy loss mechanism of FD networks is not GW emission, but chopping off small nets, similar to closed loop production by ordinary strings. The negative verdict on this type of models can then be avoided. This issue can only be resolved with the aid of new, high-resolution numerical simulations of FD networks.

In this paper we shall focus on models where only one type of string is formed. Still, the string evolution may differ from that of ordinary strings, because the reconnection probability  $p$  for intersecting strings may be significantly smaller than 1. When ordinary strings intersect, they always reconnect [29,30]. For intersecting F-strings, the reconnection probability is suppressed by the string coupling,  $g_s^2 < 1$ . Moreover, strings moving in a higher-dimensional bulk can avoid intersection much more easily than strings in 3 dimensions [22,21]. The string propagation in the bulk is expected to be restricted by bulk potentials, but the effective reconnection probability can still be reduced by an order of magnitude or so. A analysis in [25] suggests reconnection probabilities in the range

$$10^{-3} \lesssim p \lesssim 1 \quad (1.1)$$

for F-strings and

$$0 \lesssim p \lesssim 1 \quad (1.2)$$

for D-strings. We thus need to analyze the effect of a reduced reconnection probability on the GW burst statistics and on the stochastic GW background.

Another interesting recent development has been the analysis by Siemens and Olum [31] of the gravitational radiation from counter-streaming wiggles on long strings. They showed that this radiation is much less efficient in damping the small-scale wiggles than originally thought. This may result in much smaller sizes of closed loops produced by the network [32] than previously assumed. This effect can be quantified by the dimensionless parameter defined in Eq. (2.9) below. Refs. [16,17] had assumed (besides  $p = 1$ ), the "standard" value  $\beta = 1$ , and we need to see how a different value of  $\beta$  might affect the GW burst statistics.

Last, but certainly not least on our list of recent developments is the potential improvement in the sensitivity to a GW background of pulsar timing observations. Indeed, these have been recently extended to a 17-year data set [34]. We shall discuss below what kind of limits on  $G$  follow from this extended data set.

The main goal of the present paper is to analyze how the amplitude and frequency of GW bursts from strings and the intensity of the stochastic GW background depend on the parameter measuring the characteristic size of closed loops, and on the string reconnection probability  $p$ . The paper is organized as follows. In the next Section we outline the relevant features of string evolution. GW bursts from cusps are discussed in Section III. The stochastic background is discussed in Section IV, where we also discuss bounds on  $G$  based on millisecond pulsar observations. Our conclusions are summarized in Section V.

## II. STRING EVOLUTION

### A. Standard scenario

An evolving string network consists of two components: long strings and sub-horizon closed loops. The long string component is characterized by the following parameters: the coherence length  $\ell(t)$ , defined as the distance beyond which the directions along the string are uncorrelated, the average distance between the strings  $L(t)$ , and the characteristic wavelength of the smallest wiggles on long strings,  $\lambda_{\text{wiggles}}(t)$ . The standard picture of cosmic string evolution (based on the assumptions  $p = 1$  and  $\beta = 1$ ), asserts that (in units where the velocity of light is set to one)

$$L^{\text{st}}(t) \propto t^{\text{st}}(t) \propto t; \quad (2.1)$$

and

$$l_{\text{wiggles}}(t) \propto t; \quad (2.2)$$

where  $\alpha$  is a constant whose value is specified below.

Strings move at relativistic speeds, and each long string intersects itself or another long string about once every Hubble time  $t$ . As a result, one or few large loops of size  $L^{\text{st}}(t) \propto t$  are produced per Hubble time, which then shatter, through multiple self-intersections, into a large number of small loops, whose size is comparable to the wavelength of the wiggles (2.2). In other words, when loops are just formed they have a typical size

$$l(t) \propto t; \quad (2.3)$$

This equation, referring to the typical size of just formed loops, will hold throughout this paper (including in the "non-standard" cases discussed below), and defines the meaning of the dimensionless loop-length parameter  $\beta$ .

Note that in order for the characteristic length of the network to scale with cosmic time as in (2.1), it is necessary for long strings to discharge a sizeable fraction of their length ( $\propto t$  per Hubble volume per Hubble time) in the form of closed loops. In other words, the number of loops formed per Hubble volume per Hubble time, say  $N_1$ , is on the order of

$$N_1^{\text{st}} \propto \frac{t}{l(t)} \propto \frac{1}{\beta}; \quad (2.4)$$

The loops oscillate and lose their energy by gravitational radiation at the rate

$$dE/dt \propto G^2; \quad (2.5)$$

where  $\beta \approx 50$  [1] is a numerical coefficient. The lifetime of a loop of length  $l(t) \propto t$  and energy  $E \propto l \propto t$  is

$$(\propto G^2)t; \quad (2.6)$$

The standard scenario assumes that the value of  $\beta$  is determined by the gravitational damping of small-scale wiggles. With the naive, old estimate of the damping, one finds [11]

$$\beta^{\text{st}} \propto G^{-1}; \quad (2.7)$$

Then the lifetime of loops formed at time  $t$  is  $\propto t$ , so that, at any moment, the number of loops per Hubble volume is the same as the number of loops formed per Hubble volume per Hubble time, as given by Eq. (2.4). Therefore the number density of loops in the standard scenario is

$$n^{\text{st}}(t) \propto \frac{1}{\beta^{\text{st}}} t^{-3} \propto (G^{-1})^{-1} t^{-3}; \quad (2.8)$$

In the following subsections we shall consider the modifications to the result Eq. (2.8) of the standard scenario brought by two possible effects: (i) a small reconnection probability  $p < 1$ , and (ii) a value of the loop-length parameter differing from the standard value Eq. (2.7) by being either smaller, or larger than it. We can quantify the effect (ii) with a new parameter

$$\beta = \beta_{\text{st}} \propto G^{-1}; \quad (2.9)$$

Note again that we shall always define  $\beta$  by Eq. (2.3) (concerning the typical length of newly formed loops), which therefore holds true both in the standard scenario, and in the extended scenarios studied here. On the other hand, Eq. (2.7) will cease to hold in the extended scenarios.

### B. Small reconnection probability: $p < 1$

On sub-horizon scales, the strings are straightened out by the expansion of the universe, and thus we expect, as before, that the string coherence length is

$$l(t) \propto t; \quad (2.10)$$

If the reconnection probability is  $p < 1$ , then one intersection per Hubble time is not sufficient for ensuring the scaling of long strings. In order to have one reconnection, a long string needs to have  $\propto p^{-1}$  intersections per Hubble time. This means that the number of such strings per Hubble volume should be  $\propto p^{-1}$ .

The typical inter-string distance  $L(t)$  can be estimated from comparing two different estimates of the mean energy density in long strings, say  $\rho_{\text{long}}$ . On the one hand, considering that a Hubble volume  $\ell^3$  contains  $p^1$  long strings yields  $\rho_{\text{long}} = p^1 t^{-3} = (pt)^{-2}$ . On the other hand, the definition of  $L$  is that there should be 1 string segment of length  $L$  in a spatial volume  $L^3$ , so that  $\rho_{\text{long}} = L^{-3} = L^{-2}$ . Equating the two estimates yields

$$L(t) = p^{1/2} t; \quad (2.11)$$

instead of Eq. (2.1).

There have been some conflicting claims in the recent literature regarding the values of  $L(t)$  and  $\ell(t)$  in the regime of  $p \ll 1$ . Jones, Stoica and Tye [21] find that  $L(t) = \ell(t) = pt$ . We note, however, that they derive this result from the one-scale model [35], which assumes from the outset that  $L(t) = \ell(t)$ . This assumption is not necessarily justified when  $p \ll 1$ . Sakellariadou [36] argues that  $L(t) = \ell(t) = p^{1/2} t$ . Her analysis is based on numerical simulations of string evolution in flat spacetime. Eq. (2.11) was indeed originally obtained in such simulations [37], but we are not aware of any results indicating that  $\ell(t) = L(t)$  in this regime. On the contrary, preliminary results of a new, high-resolution flat-space simulation indicate that  $\ell(t)$  is substantially larger than  $L(t)$  [38].

A definitive picture of string evolution with low intercommuting probability can only be obtained from numerical simulations in an expanding universe. Flat-space simulations do not include the important effect of string stretching on sub-horizon scales. Simple analytic estimates do not account for the possible effects of the wiggles. For example, colliding wiggly strings may intersect at more than one point, thus increasing the effective reconnection probability. If the wiggliness of strings is increased at low  $p$ , their velocity will be reduced, leading to a further decrease of  $L(t)$ . String simulations with  $p \ll 1$  will hopefully be performed in the near future. For the time being, we shall assume that Eqs. (2.10), (2.11) give a reasonable approximation and use them in the rest of the paper.

As before, a significant fraction of the total string length within a Hubble volume  $p^1 t$  should go into loops each Hubble time, so that the number of loops formed per Hubble volume per Hubble time is now

$$N_1 = \frac{p^1 t}{L(t)} = \frac{1}{p}; \quad (2.12)$$

i.e.  $p^{-1}$  larger than the standard result (2.4). In order to estimate the corresponding loop density at any moment, one must take into account the lifetime of these loops (which depends on the value of  $\gamma$ ). This will be discussed in the following subsections.

$$C. \text{ Small loops: } \gamma = G, \text{ i.e. } \gamma = 1$$

As we already mentioned, recent analysis in [31] has shown that the gravitational radiation from counter-streaming wiggles on long strings is much less efficient in damping the wiggles than originally thought. If indeed  $\gamma$  is determined by gravitational back-reaction, then the new analysis shows [32] that its value is sensitive to the spectrum of small-scale wiggles, and is generally much smaller than  $G$ . A simple model for the spectrum of wiggles introduced in [32] yields

$$\gamma = (G)^n \quad (2.13)$$

with  $n = 3/2$  in the radiation era and  $n = 5/2$  in the matter era. In other words, the quantity (2.9) would be of order  $(G)^m$ , with  $m = n - 1$ , i.e.  $m = 1/2$  in the radiation era and  $m = 3/2$  in the matter era. As  $G$  is observationally restricted to be  $G \leq 10^{-5}$ , and might turn out to be  $\sim 10^{-5}$ , this gives very small values of  $\gamma \sim 3 \times 10^{-8}$  and  $\sim 3 \times 10^{-13}$ , and  $\sim 3 \times 10^{-3}$  and  $\sim 3 \times 10^{-8}$ , for radiation and matter eras, respectively. In view of such possible drastic changes in orders of magnitude, it is important to assess the effect of  $\gamma \ll 1$  on string network statistics and the corresponding GW observables.

As said above, for  $\gamma = G$ , the number of loops produced per Hubble time per Hubble volume is given by Eq. (2.12). However, to compute the number of loops at any moment we must now take into account the fact that the lifetime of the loops (2.6) is  $\tau = t$ . Therefore, only a small fraction of these loops will be present at any given time,  $N^0 = (\tau/t) N_1 = (p/G)$ . The corresponding loop density is therefore

$$n(t) = \frac{1}{p G t^3}; \quad (2.14)$$

Note that, compared to the standard result Eq. (2.8), the value of  $n(t)$  in scenarios extended by the two parameters  $p \ll 1$  and  $\gamma \ll 1$  is independent of  $\gamma$ , and exhibits a simple dependence  $\propto p^{-1}$  upon  $p$ .

As mentioned above, the possibility  $G < 1$ , i.e.  $\beta > 1$  will be our main focus in this paper, because of the recent findings of [31,32]. However, the opposite case  $G > 1$ , i.e.  $\beta < 1$  cannot, at this stage, be dismissed. Indeed, the spectrum of the wiggles is expected to be a power law decaying towards shorter wavelengths [32]. This raises the possibility that for sufficiently small wavelengths the wiggles may be too small to have an effect on loop formation. The size of the loops will then be determined by the dynamics of the network, and gravitational back-reaction will play no role.

The possibility of  $G > 1$  has been discussed in [1]. We recall that the parameter  $\beta$  is defined by requiring that the typical length of newly formed loops is  $l_f$ , where  $t_f$  denotes the time of formation. When  $G > 1$ , such loops will survive over many Hubble times, and the loops extant at any given cosmological time  $t$  will be obtained by integrating over the loops formed on all formation times  $t_f < t$ . One finds that there is a distribution of loops with sizes in the range  $0 < l < t$ , with the dominant contribution to the number density, and to the GW burst rate, coming, at cosmological time  $t$ , from loops of typical size

$$l \approx G t: \quad (2.15)$$

These dominant loops at time  $t$  were formed at the parametrically smaller typical time  $t_f \approx (G = \beta) t$ . Their density at that (formation) time was

$$n_f = \frac{1}{p t_f^3}; \quad (2.16)$$

and the density at time  $t$  is

$$n(t) = \frac{a(t_f)^3}{a(t)^3} n_f; \quad (2.17)$$

where  $a(t)$  denotes the cosmological scale factor. If we consider loops formed in the matter era,  $t_f > t_{eq}$  (which will indeed be the most important for GW observations), the factor  $(a(t_f)/a(t))^3 = (t_f/t)^2 \approx (G = \beta)^2$ , so that the loop number density is

$$n(t) = \frac{1}{p G t^3}; \quad (2.18)$$

It is interesting to note that the final result (2.18) for the loop density (in the matter era) when  $G > 1$  coincides with the result (2.14) obtained in the opposite case  $G < 1$ , and that both results are independent of  $\beta$ . Note, however, that the typical size of the loops at time  $t$  are different. In the case where  $G > 1$  this typical size is  $l(t) \approx G t$ , while in the case  $G < 1$  it is  $l(t) \approx t$ . In other words, the case  $G > 1$  can be effectively treated by taking the limit  $\beta \rightarrow 1$  of the case  $G < 1$  (while keeping the effect of  $\beta$ ). Another way to say this is to introduce the notion of effective loop-length parameter  $\beta_{eff}$ , defined by writing that the typical size of the loops which dominate the loop density at cosmic time  $t$  is

$$l(t) \approx \beta_{eff} t: \quad (2.19)$$

Note that Eq. (2.19) refers to the typical size of loops surviving at some cosmic time  $t$ , while Eq. (2.3) referred to the typical size of newly formed loops. Correspondingly, we can define  $\beta_{eff} = G$ . With this definition, one has  $\beta_{eff} = G$  when  $G < 1$  (i.e.  $\beta_{eff} = \beta$  when  $\beta < 1$ ), and  $\beta_{eff} = G$  when  $G > 1$  (i.e.  $\beta_{eff} = 1$  when  $\beta > 1$ ). Note that  $\beta_{eff}$  is never greater than 1. One could approximately write the link  $\beta_{eff} = \beta/(1 + \beta)$ .

## E. This paper

The bottom line is that the value of  $\beta$  is presently unknown. Numerical simulations of string evolution [11,39] give loops that are too small to be resolved, so only an upper bound on  $\beta$  can be obtained,

$$\beta < 10^{-3}: \quad (2.20)$$

The next generation of string simulations, which are now being developed, are expected to improve this bound considerably. In this paper, we shall use  $\beta$ , or equivalently  $\beta_{eff}$  defined by Eq. (2.9), as a free parameter and will allow

it to take values smaller, as well as greater than its standard value  $\mu_{\text{st}} = G$ , corresponding to  $\mu_{\text{st}} = 1$ . Similarly, we shall treat the reconnection probability  $p$  as a free parameter and consider cases of both high ( $p = 1$ ) and low ( $p < 1$ ) reconnection probability.

It should be emphasized though that the parameters  $p$  and  $\mu$  do not appear in the theory on equal footing. The reconnection probability  $p$  and the string tension  $\mu$  are true parameters, in the sense that they can take different values in different cosmic string models (e.g., fundamental strings, D-strings, or "ordinary" strings). On the other hand, the parameter  $\mu$  only reflects incompleteness of our understanding of string evolution and will eventually be determined, possibly as a function of  $G$  and  $p$ .<sup>1</sup>

### III. GRAVITATIONAL WAVE BURSTS

The main result of the GW burst analysis in Refs. [16,17] is the expression for the typical dimensionless amplitude of cusp-generated bursts, observed in an octave of frequency around frequency  $f$ , that one can expect to detect at a given occurrence rate  $N$ — (say, one per year),

$$h_{\text{N}}(f) = G^{-2/3} (ft_0)^{1/3} g[y^{(\text{old})}] (1 - \mu [f; z_m(y^{(\text{old})})]) : \quad (3.1)$$

Here,  $t_0 = 2/(3H_0) \approx 1.0 \cdot 10^{10} \text{ yr} \approx 10^{17.5} \text{ s}$  is the present cosmic time,

$$y^{(\text{old})}(N; f) = 10^{-2} (N=c)t_0^{-8/3} (ft_0)^{2/3} ; \quad (3.2)$$

$c$  is the average number of cusps per period of loop oscillation, and the superscript (old) refers to the fact that Eq.(3.2) was derived using the old (standard) string evolution scenario with  $\mu = G$ . The function  $g[y]$  in (3.1) is given by

$$g[y] = y^{1/3} (1 + y)^{13/33} (1 + y=y_{\text{eq}})^{3/11} : \quad (3.3)$$

This is an interpolating function which represents the power-law behavior of  $h_{\text{N}}$  in three different regimes:  $y \ll 1$ ,  $1 \leq y \leq y_{\text{eq}}$ , and  $y \gg y_{\text{eq}}$ , where  $y_{\text{eq}} = z_{\text{eq}}^{11/6}$  and  $z_{\text{eq}} \approx 10^{3.94}$  is the redshift of equal matter and radiation densities. The three regimes correspond to loops radiating, respectively, at  $z \ll 1$ ,  $1 \leq z \leq z_{\text{eq}}$ , and  $z > z_{\text{eq}}$ . Finally, the last factor in Eq.(3.3) involves Heaviside's step function, with the argument  $1 - \mu$  obtained by inserting Eq.(3.2) into the function

$$z_m(y) = y^{1/3} (1 + y)^{7/33} (1 + y=y_{\text{eq}})^{3/11} ; \quad (3.4)$$

and then by inserting the result into the function

$$\mu(f; z) = (ft_0)^{1/3} (1 + z)^{1/6} (1 + z=z_{\text{eq}})^{1/6} : \quad (3.5)$$

Physically, the quantity  $\mu_m(f)$  is related to the (integer) mode number  $m$  of the Fourier decomposition of the gravitational radiation emitted by a loop by  $\mu_m(f) = (m(f))^{-3}$ . Note also the link  $\mu_m(f) = (1 + z)^{1/6}$  [17], where  $l$  denotes the length of the loop. The  $\mu$ -function factor serves the purpose of restricting the burst signals to the values  $\mu_m \leq 1$ , corresponding to  $\mu_m \leq 1$ . In view of Eq. (3.5), this step function is equal to one when the product  $ft_0$  is larger than 1 and  $z \leq 1$ . This case covers many cases of physical interest, especially when considering GW frequencies in the LIGO or LISA bands. This is why, in most of our analytical discussion below we shall only consider the other factors in Eq. (3.1). However, we shall include the effect of this cut-off factor in our plots below, and we shall see that it plays a crucial role for the GW frequencies of relevance in pulsar timing observations, and that it also starts playing an important role for LIGO and LISA signals, when  $\mu$  gets much smaller than 1.

The log-log plot of  $h_{\text{N}}$  as a function of  $G$ , calculated for the standard scenario, and in absence of the cut-off brought by the  $\mu$ -function factor, is made up of three straight lines representing the three different regimes mentioned above. Now we would like to find out how these lines are modified when  $\mu \neq 1$  and/or  $p < 1$ . By looking at the derivation of Eqs.(3.1)–(3.3) in Refs. [16,17] one finds that the explicit occurrences of the notation concerned two different aspects of a string network: (i) either  $\mu$  was used to parameterize the typical size of a loop, in the sense of Eq. (2.3), or better of Eq. (2.19) as one is interested in the typical size of a loop at cosmic time  $t$ , or, (ii) entered as

---

<sup>1</sup>The parameter  $c$ , the average number of cusps per loop, which is introduced in the next Section, is also not a true parameter and will hopefully be determined from numerical simulations.

a factor in the loop density, written as  $n(t) \propto t^{-3}$ . The first usage of  $\beta$  is consistent with the definition Eq. (2.3) of  $\beta$  in the extended scenarios considered here in the most interesting case where  $\beta < 1$ ; as said above, we shall treat the opposite case by replacing  $\beta \rightarrow \beta_{\text{eff}}$ , i.e. by taking the  $\beta \rightarrow 1$  limit. But then, if  $\beta$  is so defined, the second usage must be corrected for because the loop density in extended scenarios is not given by  $n(t) \propto t^{-3}$ , but rather by Eqs. (2.14) and (2.17) (the latter becoming Eq. (2.18), which is the same as (2.14) in the matter era case). In other words, we just need to correct (at least when  $\beta < 1$ ), the loop density used in Refs. [16,17] by the factor  $\mp G = \mp p$ . An easy way to accomplish this is to note that the modified loop density can be accounted for by adjusting the value of the number of cusp events per loop oscillation, c. Specifically, for  $\beta < 1$  we need to make a replacement

$$c \rightarrow \frac{c}{p} \quad (3.6)$$

Alternatively, as  $c$  always enters the final results in the combination  $N=c$ , we could account for the modified loop density by the replacement

$$N \rightarrow \frac{N-p}{p} \quad (3.7)$$

As a result, Eqs.(3.1) and (3.3) remain unchanged, while Eq.(3.2) is replaced by

$$y^{(\text{new})}(N;f) = 10^{-2} \frac{p^{5=3}}{c} (N-t_0)^{8=3} (ft_0)^{2=3} = p^{5=3} y^{(\text{old})}(N;f;0); \quad (3.8)$$

where  $0 \rightarrow G$ , i.e.  $0$  denotes what was denoted  $G$  above. To keep track of the dependence on  $G$  (at a fixed  $G$ ), we shall also rewrite Eq.(3.1) in terms of  $\beta$  and  $0$ ,

$$h_{N-}(f) \propto t^{1=3} p^{5=3} (ft_0)^{1=3} g[y^{(\text{new})}] (1 - \beta [f; z_m(y^{(\text{new})})]); \quad (3.9)$$

The function  $g[y]$  has the successive power-law behaviours  $g[y] \propto y^n$  with  $n = -1=3$  for  $y \rightarrow 1$ ,  $n = -8=11$  for  $1 < y < y_{\text{eq}}$ , and  $n = -5=11$  for  $y > y_{\text{eq}}$ . In view of the scaling  $y^{(\text{new})} / p^{5=3}$ , Eq. (3.8), we see from Eq. (3.9) that  $h_{N-}(f)$  will have successive power-law scalings with  $p$  and  $0$  of the form  $h_{N-}(f) \propto t^{2=3} (p^{5=3})^n = p^{n(2+5n)=3}$ . Therefore the value of  $h_{N-}(f)$  for  $p < 1$ ,  $\beta < 1$  can be obtained from the corresponding value, for the same values of  $f; G; N-$  and  $c$ , and for  $p = \beta = 1$ , by multiplying it with the following factors:  $p^{1=3} t^{1=9}$  for  $y \rightarrow 1$ ,  $p^{8=11} t^{6=11}$  for  $1 < y < y_{\text{eq}}$ , and  $p^{5=11} t^{1=11}$  for  $y > y_{\text{eq}}$ .

The qualitative effect of varying  $p$  and  $\beta$  is now easy to understand. The graph of  $h_{N-}$  vs.  $G$  has a zigzag shape, with a rising line on the left, a short declining segment in the middle, and another rising line on the right. When  $p$  is lowered, at fixed  $G$  and  $\beta$ , all three lines move up, with the central segment moving somewhat more than the right line, and the right line somewhat more than the left line. When  $\beta$  is lowered at constant  $G$  and  $p$ , the left line moves down, while the central segment and the right line move up. The displacements of the three lines in this case are very unequal. The displacement of the left and right lines is small, unless  $\beta$  changes by 5 orders of magnitude or more, while the displacement of the middle segment is quite noticeable, even if  $\beta$  is changed by only one or two orders of magnitude. It can be easily seen that the local maximum and minimum of the curve  $h_{N-}(G)$  are both shifted to the right if  $\beta$  is decreased (see below). When  $\beta$  and  $p$  are changed independently of  $G$ , the slopes of all three lines remain unchanged. This would not be the case if, for example,  $\beta$  were a function of  $G$ , as in Eq.(2.13).

A complementary way to qualitatively grasp the effect of  $p < 1$  and  $\beta < 1$  on the plot of  $h_{N-}(f)$  (considered for a fixed value of  $f$ ) versus  $G$  is the following. In Eq. (3.9) above the dependence of  $h_{N-}(f)$  on  $G$  comes both through the prefactor  $t^{5=3}$  and through the dependence of  $y^{(\text{new})}$  upon  $0$  appearing in Eq. (3.8), namely  $y^{(\text{new})} / t^{8=3}$ . We can, however, have a fast grasp at the location and height of the extrema of the zig-zagged graph of  $h_{N-}$  vs.  $G$  by using the inverse dependence  $0 \propto (y^{(\text{new})})^{3=8}$  to reexpress  $h_{N-}$  as a function of  $y^{(\text{new})}$ , instead of  $0$ , or  $G = 0=50$ . Keeping all the factors, this leads to

$$h_{N-}(f) \propto t^{3=8} p^{5=8} H_1(f; t_0; c; N-) G(y^{(\text{new})}); \quad (3.10)$$

where we have introduced the auxiliary functions

$$H_1(f; t_0; c; N-) = \frac{1}{N-t_0} \frac{10^2 c^{5=8}}{(ft_0)^{3=4}} \quad (3.11)$$

and

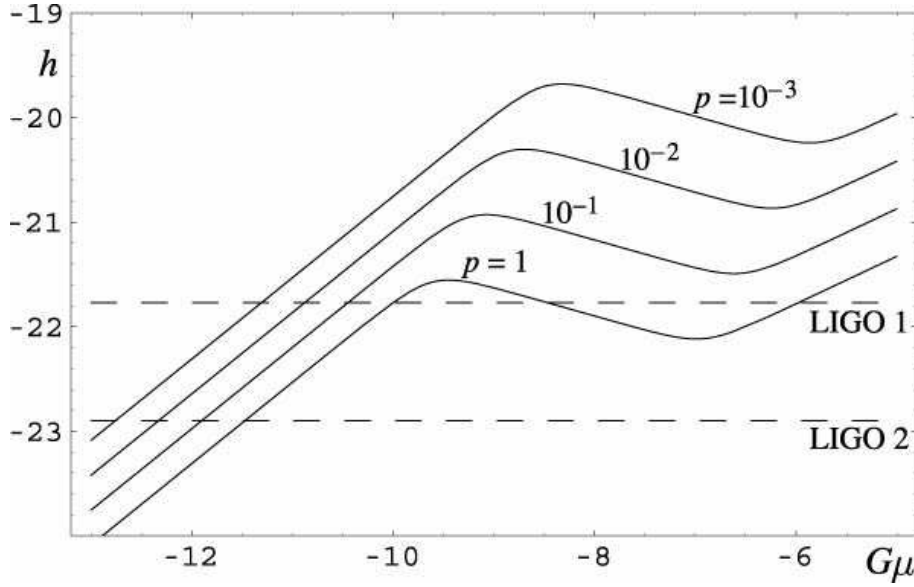


FIG. 1. Effect of a reconnection probability  $10^{-3} \leq p \leq 1$  on the gravitational wave amplitude of bursts emitted by cosmic string cusps in the LIGO/VIRGO frequency band ( $f_{\text{ligo}} = 150$  Hz), as a function of the string tension parameter  $G\mu$  (in a base-10 log-log plot). Here, as in the following figures, the average number of cusps per loop oscillation is assumed to be  $c = 1$ . The horizontal dashed lines indicate the one sigma noise levels (after optimal filtering) of LIGO 1 (initial detector) and LIGO 2 (advanced configuration).

$$G(y) = y^{5/8} g(y) = y^{7/24} (1+y)^{13/33} (1+y=y_{\text{eq}})^{3/11} : \quad (3.12)$$

The function  $G(y)$  has a maximum at  $y = 1$ , and a minimum at  $y = y_q$ . These being numerically fixed values, the result Eq. (3.10) above immediately shows that the heights of the extrema of the plot  $h_N$  vs.  $G$  depend on  $\alpha$  and  $p$  only through the simple prefactor in (3.10). Namely, the heights of the extrema are proportional to

$$h^{\text{extrema}} \propto p^{5/8} : \quad (3.13)$$

Interestingly, the effect of  $\alpha < 1$  or  $p < 1$  is always to increase the extremal values of the plot  $h_N$  vs.  $G$ . As for the locations of these extrema on the  $G$  axis, they are given by inverting the relation (3.8) linking  $y$  to  $G$ . This yields (modulo factors depending only on  $c; N; f$  and  $t_0$ )

$$G \propto p^{5/8} p^{3/8} y^{3/8} : \quad (3.14)$$

where  $y$  denotes the location of an extremum on the  $y$  axis, i.e.  $y = 1$  or  $y = y_q$ . These being numerically fixed values, we see that the locations on the  $G$  axis of the extrema of  $h_N(f)$  vary with  $\alpha$  and  $p$  simply through the prefactor  $p^{5/8} p^{3/8}$  in Eq. (3.14). This factor is always larger than 1 when  $\alpha < 1$  or  $p < 1$ . In summary, the effects of  $\alpha < 1$  and  $p < 1$  on the zig-zagged graph of  $h_N$  vs.  $G$  is to move it up by a factor  $p^{3/8} p^{5/8}$ , and right by a factor  $p^{5/8} p^{3/8}$ . It is easily checked that this simple behaviour is compatible with the more detailed results above about the motion with  $\alpha$  and  $p$  of the three lines making up the zig-zagged plot  $h_N(G)$ , when taking into account the successive logarithmic slopes ( $+7/9; -3/11; +5/11$  [17]) of  $h_N(f)$  versus  $G$ .

How do these modifications affect the detectability of the GW bursts from cusps? A smaller value of  $p$  can only increase  $h_N$ , and therefore improves the detectability. The improvement is moderate when considering a given value of  $G$ : for  $p = 10^{-3}$ , we gain one order of magnitude in  $h$ . The improvements in the detectability of GW burst signals in the LIGO and LISA detectors brought by reducing the value of  $p$  (from 1 to  $10^{-3}$ , in steps of  $10^{-1}$ ) is illustrated in Figs. 1 and 2.

The horizontal dashed lines in these figures indicate the one sigma noise levels, after optimal filtering, for detecting GW bursts in the corresponding detectors. In the "LIGO" figures, the upper horizontal line corresponds to the initial sensitivity, LIGO 1, or equivalently VIRGO, while the lower line corresponds to the planned advanced configuration LIGO 2. For details of the signal to noise analysis, see [17].



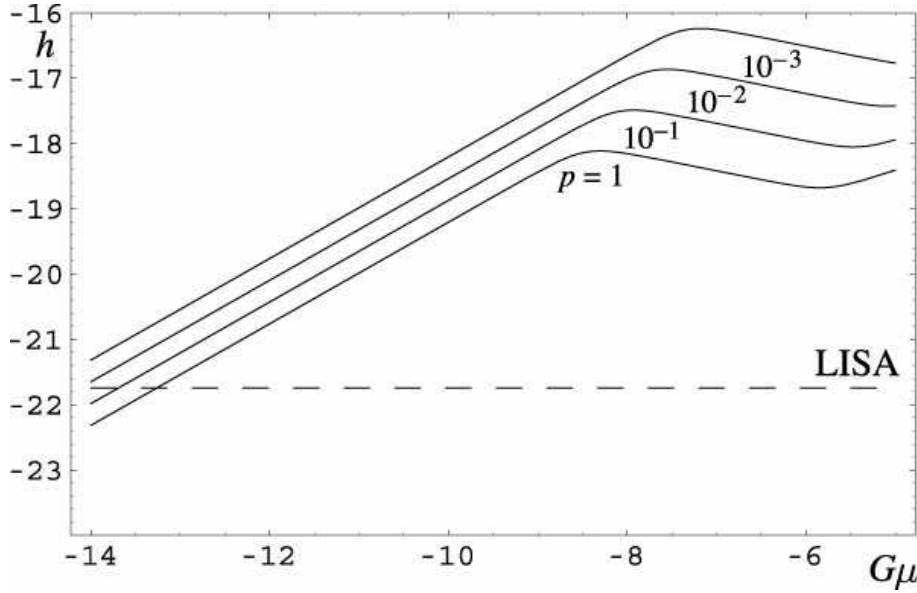


FIG. 2. Effect of a reconnection probability  $10^{-3} \leq p \leq 1$  on the gravitational wave amplitude of bursts emitted by cosmic string cusps in the LISA frequency band ( $f_{\text{LISA}} = 3.88 \times 10^{-3}$  Hz), as a function of the string tension parameter  $G\mu$  (in a base-10 log-log plot). The horizontal dashed line indicates the one sigma noise level (after optimal filtering) of the LISA detector.

Turning to the effect of  $\gamma < 1$ , we find that the burst amplitudes  $h_{\text{N}}(f)$  are very weakly affected by a decrease of  $\gamma$  by a few orders of magnitude. This follows from the fact that the limiting sensitivities of LIGO and LISA correspond to the regime  $\gamma < 1$ , where the amplitude  $h$  is only lowered by a factor  $\gamma^{1/9}$ . From this factor it would seem that it is only in the case where  $\gamma \lesssim 10^{-10}$  that detectability by LIGO or LISA will be significantly affected. However, when  $\gamma$  gets that small the  $\gamma$ -function factor in Eq. (3.9) starts playing an important role even at LIGO or LISA frequencies, especially when considering the types of values of the string tension,  $G\mu \lesssim 10^{-10}$ , suggested by recent stringy implementations of brane inflation [26,24]. Indeed, the crucial numerical factor in the  $\gamma$ -function cut-off is the product  $ft_0 = G\mu t_0 \gamma^{0.2}$  ( $G\mu = 10^{-10}$ ) ( $f = \text{Hz}$ ) entering  $\gamma$ , Eq. (3.5). Therefore, when  $G\mu \lesssim 10^{-10}$ , the cut-off brought by the  $\gamma$ -function starts significantly affecting the LIGO signal ( $f_{\text{LIGO}} \approx 100$  Hz) when  $\gamma \lesssim 10^{-11}$ , and the LISA one ( $f_{\text{LISA}} \approx 10^{-2}$  Hz) when  $\gamma \lesssim 10^{-7}$ . The effect of  $\gamma < 1$  on the detectability of GW bursts by LIGO and LISA is illustrated in Figs. 3 and 4.

Let us now briefly discuss the case  $\gamma > 1$ . In that case, the effective value of  $\gamma$  when  $\gamma$  is used to parametrize the typical size of a loop at cosmic time  $t$  is  $\gamma_{\text{eff}} = G\mu$ , corresponding to  $\gamma_{\text{eff}} = 1$ , while the loop density is generally given by Eq. (2.17). The latter result takes different explicit forms, according to whether one considers the cases of loops formed in the matter era (then one gets Eq. (2.18)), loops formed in the radiation era and decaying in matter era, or loops both formed and decaying in the radiation era (see [1]). For loops formed in the matter era, which correspond to the most relevant part of the graph in terms of observability, the loop density Eq. (2.18) coincides with the  $\gamma = 1$  limit of the case  $\gamma < 1$ ;  $p < 1$  considered above. Therefore, the plot of  $h$  vs.  $G\mu$  is obtained from the discussion above by keeping the effect of  $p < 1$ , while setting  $\gamma = 1$ . In that case, we see that the net effect is to increase the detectability of GW bursts.

The overall conclusion is that the results of our previous work [16,17] are quite robust<sup>2</sup> against the inclusion of the modifications parametrized by  $p < 1$  and by  $\gamma$  (both when  $\gamma < 1$  and  $\gamma > 1$ ), at least when  $\gamma \gtrsim 10^{-11}$  in the case of LIGO, or  $\gamma \gtrsim 10^{-7}$  in the case of LISA. In particular, it is notable that a smaller reconnection probability can only increase the detectability of cosmic superstrings, and that even a very small  $\gamma$  leads to a vast range of detectability for the GW bursts emitted by a network of strings. However, smaller values of  $\gamma$  might lead to cutting off the burst signal in GW detectors, when the string tension is  $G\mu \lesssim 10^{-10}$  or less. See Figs. 1-4.

<sup>2</sup>Let us also mention that Ref. [40] has shown that the waveform of GW bursts from cusps derived in [16,17] is robust against the presence of small-scale wiggles on the strings.

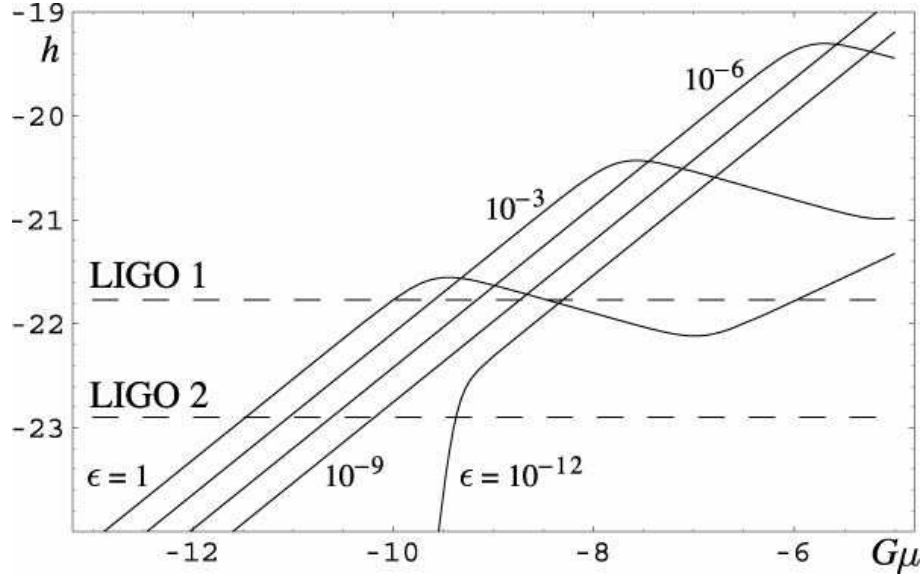


FIG. 3. Effect of a smaller fractional loop-length parameter  $10^{-12} = (50G)^{-1}$  on the gravitational wave amplitude of bursts emitted by cosmic string cusps in the LIGO/VIRGO frequency band ( $f_{\text{ligo}} = 150 \text{ Hz}$ ), as a function of the string tension parameter  $G\mu$  (in a base-10 log-log plot). The horizontal dashed lines indicate the one sigma noise levels (after optimal filtering) of LIGO 1 (initial detector) and LIGO 2 (advanced configuration).

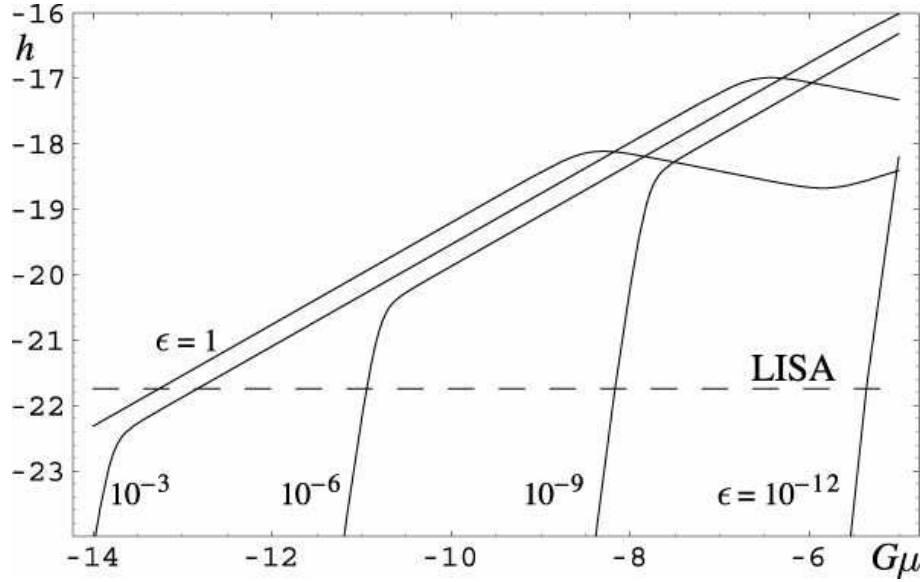


FIG. 4. Effect of a smaller fractional loop-length parameter  $10^{-12} = (50G)^{-1}$  on the gravitational wave amplitude of bursts emitted by cosmic string cusps in the LISA frequency band ( $f_{\text{lisa}} = 3.88 \times 10^{-3} \text{ Hz}$ ), as a function of the string tension parameter  $G\mu$  (in a base-10 log-log plot). The horizontal dashed line indicates the one sigma noise level (after optimal filtering) of the LISA detector.

We now consider the stochastic GW background produced by oscillating string loops. It was shown in [16,17] that this background appears, in general, as the superposition of occasional (non Gaussian) bursts, on top of a nearly Gaussian "confusion noise"  $h_{\text{confusion}}^2(f)$ , made of overlapping bursts. For some (rather large) values of the effective loop-length parameter  $\ell_{\text{eff}}$ , Eq. (2.19), namely  $\ell_{\text{eff}} \sim 10^5$  in the standard case, the individual burst events detectable during a typical pulsar-timing observation time scale  $T \sim 10$  yr have an amplitude which might be comparable to the confusion background. This raises subtle issues about the detectability of such a mixed Gaussian-non-Gaussian background. In the discussion of this section, we shall, however, restrict ourselves to considering the simpler case of relatively small values of the effective loop-length parameter where the individual, non-overlapping, bursts are negligible compared to the background "confusion noise". Note, also, that, even in this case, Refs. [16,17] found that the quantity usually considered in the cosmic string literature, namely the "rms" noise  $h_{\text{rms}}^2(f)$ , averaged over all bursts, was not necessarily a good estimate of the observationally relevant confusion noise,  $h_{\text{confusion}}^2(f)$ . Indeed,  $h_{\text{rms}}^2(f)$  includes, contrary to  $h_{\text{confusion}}^2(f)$ , the time-average contribution of rare, intense bursts, which are not relevant to a pulsar experiment of limited duration.

The confusion noise can be written as the following integral over the redshift  $z$  (using Eq. (6.17) of [17] with the replacement Eq. (3.6) above)

$$h_{\text{confusion}}^2(f) = \int_0^z \frac{dz}{z} n(f; z) h^2(f; z) [n(f; z) - 1]; \quad (4.1)$$

where

$$n(f; z) = 10^2 \frac{C}{P} (ft_0)^{5=3-8=3} \ell_n'(z) C(z); \quad (4.2)$$

is the number of cusp events (in a time window  $\sim f^{-1}$  and around redshift  $z$ ) generating GW bursts around frequency  $f$ . Here

$$\ell_n'(z) = z^3 (1+z)^{7=6} (1+z=z_{\text{eq}})^{11=6}; \quad (4.3)$$

$$C[z] = 1 + 9z = (z + z_{\text{eq}}); \quad (4.4)$$

and

$$h(f; z) = G^{2=3} (ft_0)^{1=3} \ell_h'(z) (1 - \ell_m[f; z]); \quad (4.5)$$

with

$$\ell_h'(z) = z^{-1} (1+z)^{1=3} (1+z=z_{\text{eq}})^{1=3}; \quad (4.6)$$

The factor  $C[z]$  interpolates between 1 in the matter era and 10 in the radiation era. It is incorporated to refine, in the standard case at least, the order of magnitude estimate Eq. (2.14) of the loop density. The quantity  $\ell_m[f; z]$  entering the step function in the burst amplitude  $h(f; z)$  is that defined in Eq. (3.5) above. As above the step function  $(1 - \ell_m[f; z])$  cuts off the Fourier components that would correspond to a mode number  $m \leq 1$ . Note the presence of a second step function,  $[n(f; z) - 1]$  in  $h_{\text{confusion}}^2(f)$ , which (approximately) limits the integral over the redshift  $z$  to the overlapping bursts. Indeed, the "confusion noise" Eq. (4.1) is obtained by subtracting from the "rms noise"  $h_{\text{rms}}^2(f) = \int_0^1 (dz=z) n(f; z) h^2(f; z)$  the signals of low redshift  $\int_0^{z_c(f)} (dz=z) n(f; z) h^2(f; z)$  with  $n(f; z_c(f)) \sim 1$ . As shown in [17], the latter signals can be intense, but they are rare and non-overlapping, their total number (in a time window  $\sim f^{-1}$ ) being  $\int_0^{z_c(f)} (dz=z) n(f; z) \sim n(f; z_c(f)) \sim 1$ . (We use here the fact that  $n(f; z)$  is a monotonically increasing, power-law-type, function of  $z$ .)

Finally, we associate to the dimensionless squared GW amplitude (per octave of frequency)  $h_{\text{confusion}}^2(f)$  its energy density per octave of frequency,  $\rho_g = df \int_{2f}^{2\pi f} h_{\text{confusion}}^2(f) df = (16 G) \int_{2f}^{2\pi f} f^2 h_{\text{confusion}}^2(f) df$ , and the corresponding fractional contribution (per octave of frequency) of the confusion GW noise to the cosmological closure density,  $\rho_g(f) = (\rho_g / \rho_c) (df / f)$ , where  $\rho_c = 1/(6 G t_0^2)$  (see Eq. (6.20) of [17])

$$\rho_g^{\text{confusion}}(f) = \frac{3}{2} (ft_0)^2 h_{\text{confusion}}^2(f); \quad (4.7)$$

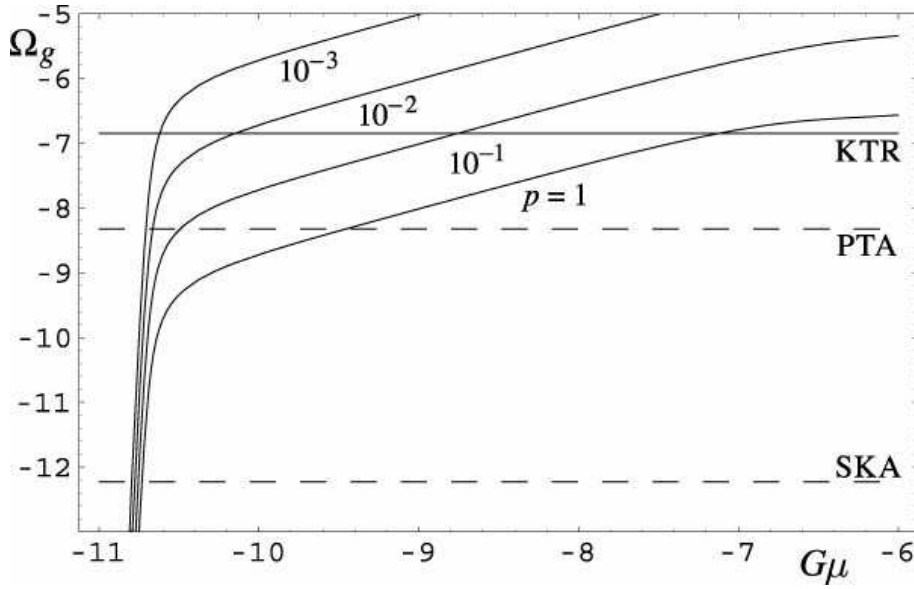


FIG. 5. Effect of a reconnection probability  $10^{-3} \leq p \leq 1$  on the fractional contribution  $\Omega_g(f_{\text{psr}})$  (around the frequency  $f_{\text{psr}} = 1/(10 \text{ yr})$ ) to the cosmological closure density of the stochastic GW noise due to overlapping GW bursts emitted by a network of strings. [Base-10 log-log plot.] The upper (solid) horizontal line indicates the upper limit  $\Omega_g < 6h^2 \cdot 10^{-8}$  derived from 8 years of high-precision timing of two millisecond pulsars: PSR 1855+09 and PSR 1937+21. The middle (dashed) horizontal line indicates the potential sensitivity of 17 years of high-precision timing of PSR 1855+09 (see text). The lower (dashed) horizontal line indicates the expected sensitivity from the timing of the set of pulsars to be hopefully detected by a square-kilometer array of radio telescopes.

This quantity is plotted, for a pulsar timing frequency  $f_{\text{psr}} = 0.1 \text{ yr}^{-1}$  corresponding to a typical 10 yr observational window, as a function of  $G\mu$ , and for various values of  $p$  and  $\beta$ , in Figs. 5 and 6. The horizontal lines in these figures correspond to various realized, or planned, pulsar timing experiments. The upper (continuous) line corresponds to the (95% confidence level) upper limit  $\Omega_g h^2 < 6 \cdot 10^{-8}$  derived in [14] from 8 years of high-precision timing of two millisecond pulsars: PSR 1855+09 and PSR 1937+21. [Note that a Bayesian reanalysis of the data of [14] gave, under the choice of “Jeffrey’s prior”, the slightly less stringent limit  $\Omega_g h^2 < 9.3 \cdot 10^{-8}$  [15]. Note also that, consistently with our use of  $H_0 = 65 \text{ km/s/Mpc}$  and  $t_0 = 1.0 \cdot 10^{10} \text{ yr}$ , we have  $h^2 = (65/100)^2 = 0.42$ ]

Recently, the data set for these two pulsars has been extended to a 17-year continuous span by piecing together data obtained from three different observing projects [34]. This is the first realization of the concept of Pulsar Timing Array (PTA) [41,42]. However, the upper limit on  $\Omega_g h^2$  that one can deduce from this 17-year combined data set is unclear to us. On the one hand, [34] computes two widely different upper limits by using two different approaches. A Neyman-Pearson test leads, according to [34], to a 95% confidence level limit of only  $\Omega_g h^2 < 2.8 \cdot 10^{-6}$ , which is much less stringent than the limit obtained in [14] from 8 years of data. In view of this surprising result, Ref. [34] then resorted to a rather coarse estimate of an upper limit, based only on saying that “the largest amplitude sinusoid that one could conceivably fit to the PSR 1855+09 data” is 3 s, for a frequency  $f = 1/(17 \text{ yr})$ . This led to the upper limit  $\Omega_g h^2 < 2 \cdot 10^{-9}$ , which is now more than ten times more stringent than the limit based on 8 years of data. On the other hand, a look at the PSR 1855+09 residuals reported in [34] shows that, during an intermediate period of 5 yr corresponding to the Green Bank data, there were residuals reaching the 30 s level, i.e. a much larger level than the 3 s level typical of the (pre- and post-upgrade) Arecibo data. This large “activity” of the pulsar data points during the Green Bank-only period is responsible for the  $\Omega_g h^2 < 2.8 \cdot 10^{-6}$  Neyman-Pearson-test limit. Apparently, the author of [34] seems to favor the tighter limit  $\Omega_g h^2 < 2 \cdot 10^{-9}$ , obtained without using any statistical reasoning, more than the Neyman-Pearson-test one  $\Omega_g h^2 < 2.8 \cdot 10^{-6}$ . Personally, in view of the “large activity” exhibited by the Green Bank data, we are not convinced that the level  $\Omega_g h^2 = 2 \cdot 10^{-9}$  can be considered as a real upper limit on  $\Omega_g h^2$ . Pending a more complete statistical analysis of the present 17-year combined pulsar data, we can only consider this level as the potential sensitivity level of such an extended data set. Accordingly, we have represented the level  $\Omega_g h^2 = 2 \cdot 10^{-9}$  as a dashed line in Figs. 5, 6.

Actually, we wish to suggest, with due reserve, that the large scatter recorded in the Green Bank data set might be due to the real effect of a transient GW burst activity of some sort, e.g. to a near ( $z \approx 1$ ) or rare ( $c \approx 1$ ) cusp

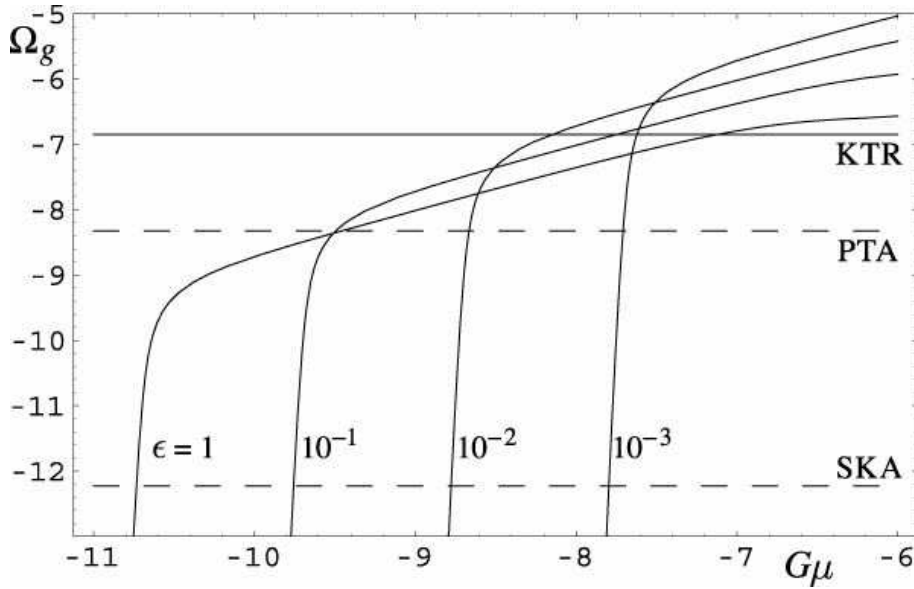


FIG. 6. Effect of a smaller fractional loop-length parameter  $10^{-3} = (50G) \cdot 1$  on the fractional contribution  $\Omega_g(f_{\text{psr}})$  (around the frequency  $f_{\text{psr}} = 1/(10\text{yr})$ ) to the cosmological closure density of the stochastic GW noise due to overlapping GW bursts emitted by a network of strings. [Base-10 log-log plot.] The upper (solid) horizontal line indicates the upper limit  $\Omega_g < 6h^2 \cdot 10^{-8}$  derived from 8 years of high-precision timing of two millisecond pulsars: PSR 1855+09 and PSR 1937+21. The middle (dashed) horizontal line indicates the potential sensitivity of 17 years of high-precision timing of PSR 1855+09 (see text). The lower (dashed) horizontal line indicates the expected sensitivity from the timing of the set of pulsars to be hopefully detected by a square-kilometer array of radio telescopes.

event (indeed, there is no evidence of a steady stochastic red noise in the Arecibo data). When looking not only at the PSR 1855+09 data, but also at the PSR 1937+21 ones, one notices that, after fitting out a cubic term  $\propto P$  in the residuals, there remains some larger-than-usual activity, at the 4 s level. It is clearly too early to use such data to test for possible string-loop parameters, but we urge the observers not to dismiss this interesting possibility.

Finally, looking ahead to the realization of the project of the Square Kilometer Array radio telescope [43], and of its consequent pulsar timing array, one can ultimately hope to reach, through pulsar timing, the sensitivity level  $\Omega_g^2 = 10^{-12.6}$  at a frequency  $f_{\text{psr}} = 0.1\text{yr}^{-1}$  [43]. This ultimate sensitivity level is indicated as the lowest dashed line in Figs. 5, 6.

Figs. 5, 6 illustrate the effects of  $p$  and  $\epsilon$  on the detectability of the stochastic GW background generated by a cosmological network of (super)strings. This background is essentially made of the superposition of overlapping burst signals. Therefore we expect that the effects of  $p$  and  $\epsilon$  discussed above on the case of individual bursts will somehow extend to this "confusion noise". Indeed, Fig. 5 shows that decreasing  $p$  increases the signal, and therefore improves its detectability by pulsar timing experiments. Concerning the effect of decreasing  $\epsilon$  the situation is a bit different from what happened in the case of individual bursts in the LIGO or LISA frequency band. The good news is that the amplitude of the stochastic background, versus  $G$ , in the extended domain where it is a rather flat rising line, increases when  $\epsilon$  decreases. The bad news is that, because of the low value of the pulsar frequency band  $f_{\text{psr}} = 0.1\text{yr}^{-1}$ , the stochastic signal is quite sensitive to the left cut-off brought by the step function  $(1 - \epsilon_m(f; z))^3$  present in each burst signal Eq. (4.5). This step function corresponds to saying that the Fourier series representing the GW amplitude emitted by a periodically oscillating loop only contains mode numbers  $j$  in  $j - \epsilon_m(f; z)^3 > 1$ . As in the case of individual bursts considered above, the main numerical factor (when  $z = 1$ , which is the case on the left of the graph plotting  $\Omega_g$  vs.  $G$ ) which determines this cut-off is the product  $ft_0$ . When this product gets smaller than 1, the function cuts off the signal. Numerically, one has, for the pulsar frequency band,  $f_{\text{psr}}t_0 = 10^0 \cdot 5$  ( $G = 10^{-10}$ ). Therefore, when considering, for instance, the type of values  $G = 10^{-10}$  expected from brane inflation models [20, 21, 26, 24], we see that values of  $\epsilon \sim 10^{-1}$  are sufficient for cutting off the signal in the pulsar-timing band. On the other hand, for larger values of the string tension, the stochastic signal will instead increase when  $\epsilon$  decreases.

In order to control analytically the values of the string tension that could be detected in pulsar timing experiments, it is useful to derive an approximate analytical approximation for the stochastic signal  $\Omega_g^{\text{confusion}}(f)$  ( $3^{-2} = 2$ )  $(ft_0)^2 h_{\text{confusion}}^2(f)$ . By looking at the integrand of Eq. (4.1), one can see that in the low-frequency part of the

spectrum which is relevant for the millisecond pulsar observations (gently rising lines in Figs. 5, 6), this background is produced by the loops radiating at redshift  $z \ll 1$ , i.e. within the present Hubble radius,  $t \ll t_0$ . The value of the integral Eq. (4.1) can then be approximately estimated<sup>3</sup> by replacing the integral  $\int dz = z$  by the value of the integrand at  $z \ll 1$ . This leads to

$$h_{\text{confusion}}^2(f) = \frac{10^2}{\Omega_p^{1-1/3}} G^2 (G t_0)^{1-1/3} (f t_0)^{7/3}; \quad (4.8)$$

and therefore, using Eq. (4.7), to

$$g(f) = 30 G \Omega_p^{1-1/3} (G t_0)^{1-1/3}; \quad (4.9)$$

where the numerical factor 30 comes from the combination  $3 \cdot 2^{1/2} = (2)^{1/2}$ . Note that, as was exhibited in Figs. 5, 6, a decrease in either  $\Omega_p$  or  $f$  from their standard model values ( $\Omega_p = 1$ ) increases the intensity of the background. Let us recall that these results are only valid on the gently rising slope on the left of Figs. 5, 6, and in particular that they cannot be applied in the domain  $f t_0 < 1$ , corresponding to the left cut-off apparent in the figures. As said above, at frequencies relevant for millisecond pulsar measurements,  $f \sim 0.1 \text{ yr}^{-1}$ , this cut-off sets in when  $f t_0 < 10^{-9}$ .

For completeness, let us also sketch a direct derivation of the result (4.9) based on keeping track of the total energy emitted by the network of strings. A loop of length  $l$  radiates at a discrete set of frequencies,  $f_m = 2\pi m/l$ , but for large enough  $m$  it is well approximated by the continuous spectrum

$$dP_g = df \cdot G^2 l(f l)^{4/3}; \quad (4.10)$$

The slow fall-off with frequency  $\propto f^{-4/3}$  holds when a cusp forms during a loop oscillation. For order of magnitude estimates, this formula can be used even for  $m \ll 1$ , but one has to remember that the spectrum is cut-off at  $f \cdot l = 1$ .

Assuming first that  $\Omega_p = 1$ , the total number of loops produced in our Hubble volume per Hubble time is  $N \sim 1/\Omega_p$ . Each loop radiates for a time period  $(= G t_0)$ , so the GW energy density from all loops (with cusps) that radiated during the present Hubble time is (per octave of frequency)

$$f \frac{d}{df} g = f \frac{dP_g}{df} \frac{c}{\rho_p t_0^3} = \frac{c}{\rho_p t_0^2} (f t_0)^{1/3}; \quad (4.11)$$

Here, the factor  $c$  is added because it measures the fraction of the loops exhibiting cusps. Expressing this in units of the critical density,  $\rho_c = 1/(6 G^2 t_0^2)$ , we get for  $g(f) = (f/c) dP_g/df$  the result

$$g(f) = 6 G \Omega_p^{1-1/3} (G t_0)^{1-1/3}; \quad (4.12)$$

which is in good agreement (modulo a factor  $\sim 0.63$ ) with the estimate (4.9) above. Let us recall that all our estimates try to keep the possibly important powers of 2, but neglect various factors of order 2. We note in this respect that 50 comes essentially from a factor  $(2)^2$ , while the factor  $10^2$  in Eq. (4.2) came from a factor  $1/54$ .

For completeness, let us mention that the case of  $\Omega_p \neq 1$  has been reviewed in [1]; the result is

$$g(f) = 6 G \Omega_p^{1-1/3} (f t_0)^{1/3}; \quad (4.13)$$

where  $t_0 = G$  as above.

Consistently with what we said above, the result (4.13), corresponding to  $f t_0 > 1$ , can be obtained from the result (4.9), corresponding to  $f t_0 < 1$ , by replacing  $\Omega_{\text{eff}} = 1$  in the latter result. In order to treat both cases together we can therefore replace everywhere by, say,  $\Omega_{\text{eff}} = (1 + \dots)$ . With this notation, our approximate analytical result (4.9) numerically yields

$$g(f) h^2 = 10^{2.46} c (G t_0)^{2/3} \Omega_p^{1-1/3} (f = f_{\text{psr}})^{1/3}; \quad (4.14)$$

Alternatively, any pulsar timing sensitivity level  $g(f) h^2$  corresponds to a bound on the string tension of order

$$G = 10^{3.7} (g(f) h^2)^{3/2} (f = f_{\text{psr}})^{1/2} c^{3/2} \Omega_p^{1/2}; \quad (4.15)$$

---

<sup>3</sup>Note, however, that this estimate neglects a subdominant, but significant "door" contribution coming from the radiation era,  $z > z_{\text{eq}}$

Let us recall that  $c \ll 1$  denotes the number of cusps occurring per loop oscillation. The parameter  $c$  is expected to be  $\ll 1$  for generic smooth loops [33], but the presence of many "kink" discontinuities along the loop might decrease the (effective) value of  $c$  below 1. It seems, however, reasonable to assume that  $c \ll 1$ .

From Eq. (4.15), taking into account that in all cases we have  $p^{3=2} \frac{1=2}{\text{eff}} \ll 1$ , we get the inequality  $c^{3=2} G \ll 10^{3.7} (g(f)h^2)^{3=2} (f=f_{\text{psr}})^{1=2}$ . Therefore the upper limit  $g h^2 < 6 \cdot 10^8$  [14] obtained for a frequency  $f = (7\text{yr})$ , yields the upper limit  $c^{3=2} G \ll 10^{-7}$ , already quoted in the Introduction. Let us also consider the potential detectability ranges of pulsar timing arrays. The sensitivity level of the current realization of the pulsar timing array (PTA),  $g h^2 = 2 \cdot 10^9$  for  $f = (15.6\text{yr})$  (see above), corresponds to  $G \ll 3.6 \cdot 10^{10} c^{3=2} p^{3=2} \frac{1=2}{\text{eff}}$ . This is an impressive number which shows the vast discovery potential of pulsar timing experiments, and, in particular, the possibility for PTA experiments to detect the type of string tensions expected from recent superstring cosmology models [26,24]. One must, however, keep in mind the caveat exhibited in Fig. 6 about the adverse cut-off effect of having  $\ll 1$  to which pulsar experiments are especially sensitive. Fig. 6 shows that more sensitive PTA experiments, such as the ultimate Square Kilometer Array PTA, able to probe  $g h^2 = 10^{12.6}$ , will become limited to the level  $G \ll 2 \cdot 10^{11}$ , by the ability of pulsar timing to probe the frequencies emitted by string loops.

## V. CONCLUSIONS

It has been argued [20,22,26,24] that F- and D-string networks can naturally be formed at the end of brane inflation [23], with string tensions in the range  $10^{11} \leq G \leq 10^6$ . We focussed on models where only one type of string (F or D) is formed, and considered the gravitational wave (GW) signatures of cosmological networks of such strings. We studied how the finding [16,17] that GW bursts emitted from cusps of oscillating loops should be detectable by LIGO and LISA interferometers for values of  $G$  as small as  $10^{13}$  might be modified by two separate effects. First, the reconnection probability  $p$  for intersecting F or D strings might be, contrary to the case of ordinary field-theory strings, significantly smaller than 1 [22,21,25]. Second, Refs. [16,17] had assumed that the characteristic size of newly formed loops was  $l(t) \sim t$ , with  $\sim 50G$ , as expected from standard GW radiation-reaction arguments [11]. However, recent analyses [31,32] have suggested that gravitational radiation is less efficient than originally thought, and might result in a much smaller typical size for newly formed loops:  $l(t) \sim t$ , where  $\sim 50G$ , with  $\ll 1$ .

A detailed analysis of the effects of the two parameters  $p$  and  $\alpha$  on the detectability of GW bursts by LIGO or LISA has shown that the results of [16,17] are quite robust, at least when  $\alpha \ll 10^{11}$  in the case of LIGO, or  $\alpha \ll 10^7$  in the case of LISA. See Figs. 1-4. In particular, it is notable that a smaller reconnection probability can only increase the detectability of cosmic superstrings. However, very small values of  $\alpha$  might lead to cutting off the burst signals in GW detectors when the string tension is  $G \ll 10^{10}$  or less.

We have also considered the detectability, via pulsar timing observations, of the stochastic GW background produced by oscillating string loops. When the loop-length parameter is large enough, namely  $\alpha = 50G > 10^9$ , for the GW frequencies emitted by string loops at redshift  $z \ll 1$  to fall within the pulsar sensitivity band  $f = (10\text{yr})$ , we find that the intensity of the GW background increases  $\propto p^{-1} \frac{1=3}{\text{eff}}$ , when either  $p$  or  $\alpha$  gets smaller than 1. In addition, we find that present pulsar timing experiments have the potential of detecting string tensions as small as  $G \ll 3.6 \cdot 10^{10} c^{3=2} p^{3=2} \frac{1=2}{\text{eff}}$ , where  $c$  denotes the number of cusps per string oscillation. We urge pulsar observers to reanalyze a recently obtained 17-year combined data set to see whether the large scatter exhibited by a fraction of the data might be due to a transient GW burst activity of some sort. We note that future versions of the "pulsar timing array" [34,41,43] might further improve the sensitivity of pulsar observations. The ultimate sensitivity of pulsar timing experiments might then become limited (by the ability of pulsar timing to probe the frequencies emitted by string loops) to the level  $G \ll 2 \cdot 10^{11}$ . In other words, if the suggestion of [31,32] is confirmed, and the reduced loop-length parameter  $\alpha = (50G)$  turns out to take very small values  $\ll 1$  (possibly of the form  $(50G)^m$ , with  $m > 0$ ), and if  $G$  itself takes small values,  $G \ll 10^{10}$  [26,24], the GW frequency band probed by pulsar timing experiments might fall in the domain  $\alpha = 50G < 10^9$  where the GW spectrum from loops is cut off. In such a case, only higher-frequency GW experiments, such as LISA or, even better, LIGO, might be able to detect GW from string loops.

Our conclusions show that it is urgent to develop a new generation of string network simulations able to determine how the crucial loop-length parameter depends on  $G$  and  $p$ . It would also be quite important to determine the average number  $c$  of cusp events per loop oscillation. It is only when  $\alpha$  and  $c$  are known that it will be possible to discuss with any reliability the detectability of cosmic superstrings by GW experiments.

# ACKNOWLEDGMENTS

We wish to thank Michael Kramer for informative discussions about pulsar timing arrays, and for kindly providing a copy of the second reference in [34]. A.V. thanks IHES for its hospitality during the inception of this work.

- 
- [1] A.Vilenkin and E.P.S. Shellard, *Cosmic strings and other topological defects*, Cambridge University Press, Cambridge, 2000 (updated paperback edition).
  - [2] M.B.Hindmarsh and T.W.B.Kibble, *Rept. Prog. Phys.* 58, 477 (1995) [arXiv:hep-ph/9411342].
  - [3] Y.B.Zeldovich, *M.N.R.A.S.* 192, 663 (1980).
  - [4] A.Vilenkin, *Phys. Rev. Lett.* 46, 1169 (1981) [Erratum -ibid. 46, 1496 (1981)].
  - [5] L.Pogosian, M.C.Wymann and I.Wassemann, "Observational constraints on cosmic strings: Bayesian analysis in a three dimensional parameter space," arXiv:astro-ph/0403268.
  - [6] E.Jeong and G.F.Smoot, "Search for cosmic strings in CMB anisotropies," arXiv:astro-ph/0406432.
  - [7] M.V.Sazhin, O.S.Khovanskaya, M.Capaccioli, G.Longo, J.M.Alcala, R.Silvotti and M.V.Pavlov, "Lens candidates in the Capodimonte Deep Field in the vicinity of the CS11 object," arXiv:astro-ph/0406516.
  - [8] A.Vilenkin, *Phys. Lett.* 107B, 47 (1981).
  - [9] C.J.Hogan and M.J.Rees, *Nature* 311, 109 (1984).
  - [10] T.Vachaspati and A.Vilenkin, *Phys. Rev. D* 31, 3052 (1985).
  - [11] F.R.Bouchet and D.P.Bennett, *Phys. Rev. D* 41, 720 (1990).
  - [12] R.R.Caldwell and B.Allen, *Phys. Rev. D* 45, 3447 (1992).
  - [13] R.R.Caldwell, R.A.Battye and E.P.S.Shellard, *Phys. Rev. D* 54, 7146 (1996).
  - [14] V.M.Kaspi, J.H.Taylor and M.F.Ryba, *Astrophys. J.* 428, 713 (1994).
  - [15] M.P.McHugh, G.Zalamansky, F.Vemotte and E.Lantz, *Phys. Rev. D* 54, 5993 (1996).
  - [16] T.Damour and A.Vilenkin, *Phys. Rev. Lett.* 85, 3761 (2000) [arXiv:gr-qc/0004075].
  - [17] T.Damour and A.Vilenkin, *Phys. Rev. D* 64, 064008 (2001) [arXiv:gr-qc/0104026]. Note the following misprints in some intermediate formulas of the latter paper: the R.H.S. of Eq. (3.6) should contain the extra term  $(k)$ , and the R.H.S. of Eq. (3.9) should contain an extra factor  $u$  in the integrand.
  - [18] V.Berezinsky, B.Hnatyk and A.Vilenkin, "Superconducting cosmic strings as gamma ray burst engines," arXiv:astro-ph/0001213; and *Phys. Rev. D* 64, 043004 (2001) [arXiv:astro-ph/0102366].
  - [19] E.Witten, *Phys. Lett. B* 153, 243 (1985).
  - [20] S.Sarangi and S.H.H.Tye, *Phys. Lett. B* 536, 185 (2002) [arXiv:hep-th/0204074].
  - [21] N.T.Jones, H.Stoica and S.H.H.Tye, *Phys. Lett. B* 563, 6 (2003) [arXiv:hep-th/0303269].
  - [22] G.Dvali and A.Vilenkin, *JCAP* 0403, 010 (2004) [arXiv:hep-th/0312007].
  - [23] G.R.Dvali and S.H.H.Tye, *Phys. Lett. B* 450, 72 (1999) [arXiv:hep-ph/9812483].
  - [24] E.J.Copeland, R.C.Myers and J.Polchinski, *JHEP* 0406, 013 (2004) [arXiv:hep-th/0312067].
  - [25] M.G.Jackson, N.T.Jones and J.Polchinski, "Collisions of cosmic F- and D-strings," arXiv:hep-th/0405229.
  - [26] S.Kachru, R.Kalosh, A.Linde, J.Maldacena, L.McAllister and S.P.Trivedi, *JCAP* 0310, 013 (2003) [arXiv:hep-th/0308055].
  - [27] T.Vachaspati and A.Vilenkin, *Phys. Rev. D* 35, 1131 (1987).
  - [28] U.-L.Pen and D.N.Spergel, *Phys. Rev. D* 51, 4099 (1995) [arXiv:astro-ph/9408103].
  - [29] E.P.S.Shellard, "Understanding Intercommuting," MIT-CTP-1683 To appear in *Proc. of Yale Workshop: Cosmic Strings: The Current Status*, New Haven, CT, May 6-7, 1988
  - [30] R.A.Matzner and J.McCracken, in *Cosmic Strings: The Current Status*, ed. by F.S.Acotta and L.M.Krauss (World Scientific, Singapore, 1988).
  - [31] X.Siemens and K.D.Olum, *Nucl. Phys. B* 611, 125 (2001) [Erratum -ibid. B 645, 367 (2002)] [arXiv:gr-qc/0104085].
  - [32] X.Siemens, K.D.Olum and A.Vilenkin, *Phys. Rev. D* 66, 043501 (2002) [arXiv:gr-qc/0203006].
  - [33] N.G.Turok, *Nucl. Phys. B* 242, 520 (1984).
  - [34] A.N.Lommen, "New limits on gravitational radiation using pulsars," arXiv:astro-ph/0208572; and "Precision Multi-Telescope Timing of Millisecond Pulsars: New Limits on the Gravitational Wave Background and other results from the Pulsar Timing Array", PhD dissertation (University of California, Berkeley, 2001).
  - [35] A.Avgoustidis and E.P.S.Shellard, *hep-ph/0410349*.
  - [36] M.Sakellariadou, *hep-th/0410234*.
  - [37] M.Sakellariadou and A.Vilenkin, *Phys. Rev. D* 42, 349 (1990).
  - [38] V.Vanchurin, K.D.Olum and A.Vilenkin, work in progress.
  - [39] B.Allen and E.P.S.Shellard, *Phys. Rev. Lett.* 64, 119 (1990).



- [40] X. Siemens and K. D. Olum, Phys. Rev. D 68, 085017 (2003) [[arXiv:gr-qc/0307113](#)].
- [41] A. N. Lommen and D. C. Backer, Astrophys. J. 562, 297 (2001) [[arXiv:astro-ph/0107470](#)].
- [42] A. H. J. J. and D. C. Backer, Astrophys. J. 583, 616 (2003) [[arXiv:astro-ph/0210148](#)].
- [43] <http://www.astron.nl/p/skaframe.htm>