

On the Masses of the Leptons, Bosons and Quarks

Roger C. Millikan

*Department of Chemistry and Biochemistry
University of California Santa Barbara CA 93106-9510
millikan@chem.ucsb.edu*

Dennis C. Richman

*Northrop Grumman Corporation
Los Angeles, California 90067-2199
drichman@ryanaero.com*

ABSTRACT: A previously developed lepton mass equation is extended to include the massive bosons and quarks of all three generations. The particles are modeled as closed, string-like, light front solitons whose key quantum numbers are their node number n and their winding number ω . The simplicity and form of the mass equation suggests that the dominant mass effect comes from how the particles embed themselves in spacetime.

KEYWORDS: Phenomenological Models, Quark Masses, Topological Theories, Solitons Monopoles and Instantons.

Contents

1. Introduction	1
2. Basic features of the particle models.	2
3. Known and estimated particle data	4
4. Extending the formula to include the bosons and quarks	5
5. Physical interpretation of the mass equation	6
6. Discussion	8

1. Introduction

From a postulated model system for the elementary particles [1], we have found a simple mass equation that relates the observed rest mass of the massive leptons to the mass of the W boson. The relationship in logarithmic form is:

$$\ln m = -\frac{1}{2\pi\alpha} \left(\frac{1}{2}\right)^\omega + \ln \left(\frac{m_W}{\pi}\right) \quad (1.1)$$

where m is the lepton mass in MeV, α is the fine structure constant ($1/137$), ω is the winding number of the particle gauge field and equals 1, 2, or 3 for the electron, muon, and tau respectively; $m_W = 80,430$ MeV (the observed mass of the W boson). A plot of this relationship is shown in Fig. 1 where the points are the experimental rest masses for the three generations of massive leptons and the line is given by Eqn. (1.1). While the fit shown in Fig. 1 looks good, one wonders if it is really significant or perhaps just coincidence. Having only three points on the line is worrisome. We address this worry here by showing how Eqn. (1.1) can be extended to include the massive gauge bosons and the quarks. The resulting equation, when interpreted physically in model terms, leads to surprising conclusions concerning the origin of particle mass, and why the fermion masses (excepting the top quark) are so small compared to the boson masses.

Our model system for the elementary particles [1] will be summarized briefly in order to define the quantum numbers and features important in determining their masses. Then we discuss how the mass equation can be extended to include the bosons and quarks. Lastly we consider the physical interpretation and the implications of the mass equation.

2. Basic features of the particle models.

We postulate that:

- First generation massive particles are light-front solitons made of transverse harmonic oscillator excitations of U(1) gauge fields propagating in a circle at $v = c$.

- For once around, the leptons have one node ($n = 1$), the bosons have two nodes ($n = 2$), and the quarks have three nodes ($n = 3$).

- The gauge fields have a polarization that twists about the propagation path by π radians as the front propagates from one node to the next. This is required for the wave function to consistently meet the cyclic boundary conditions.

- The fermions (leptons and quarks) are spinor particles; their fields must go twice around for a complete cycle of the U(1) field. The bosons are vector particles; their fields only go once around for a complete U(1) cycle.

- The twist direction may or may not reverse at a node. This distinguishes one particle from another. For example, the W^-

has the twist pattern L-L for one cycle, while the Z has a twist pattern of L-R or R-L. So the W has a total twist of 2π radians per cycle while the Z has a total twist of zero. This is the source of the mass splitting between the W (80.4 GeV) and the Z (91.2 GeV).

- First generation particles have a writhe = 0. That is, they have planar propagation paths. Second generation particles have writhe = 1, and third generation particles have writhe = 2. But since the more physical “winding number” equals (writhe + 1), we use winding numbers $\omega = 1, 2, 3$ as the generation quantum number.

These features are embodied in the model depictions of Fig. 2. At the top of the figure the one-node lepton configurations are shown for the three generations. Intense orange and light orange colors (dark gray and light gray in monochrome) represent the minus and plus parts of the electric field respectively. The central ring is an event horizon making the interior fields unobservable. Hence a distant observer sees these as negatively charged particles when time averaged over many cycles. Bright yellow (lighter gray) and light yellow (very light gray) denote the north and south parts of the magnetic field. Because the twist inversion of the

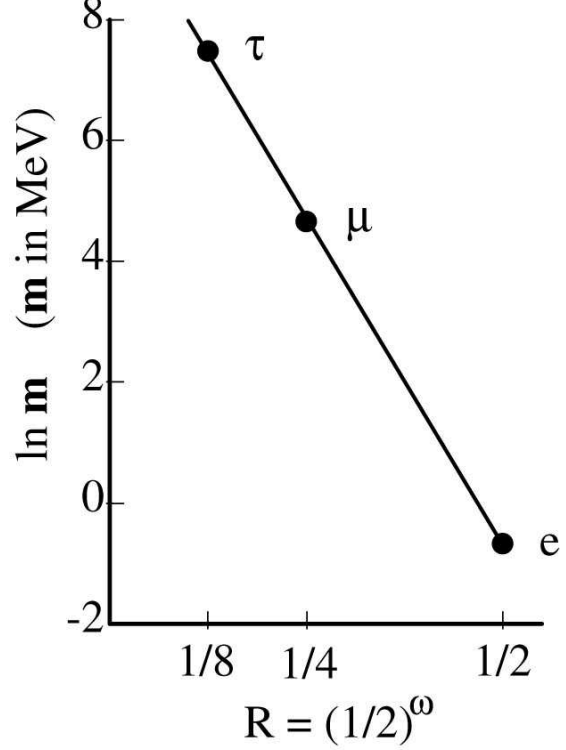


Figure 1: Lepton rest masses plotted as $\ln(m)$ against a factor R which accounts for the effect upon mass of the winding number ω in each generation. For the electron, muon, and tau the values of ω are 1, 2, and 3 respectively. The line comes from Eqn. 1.1

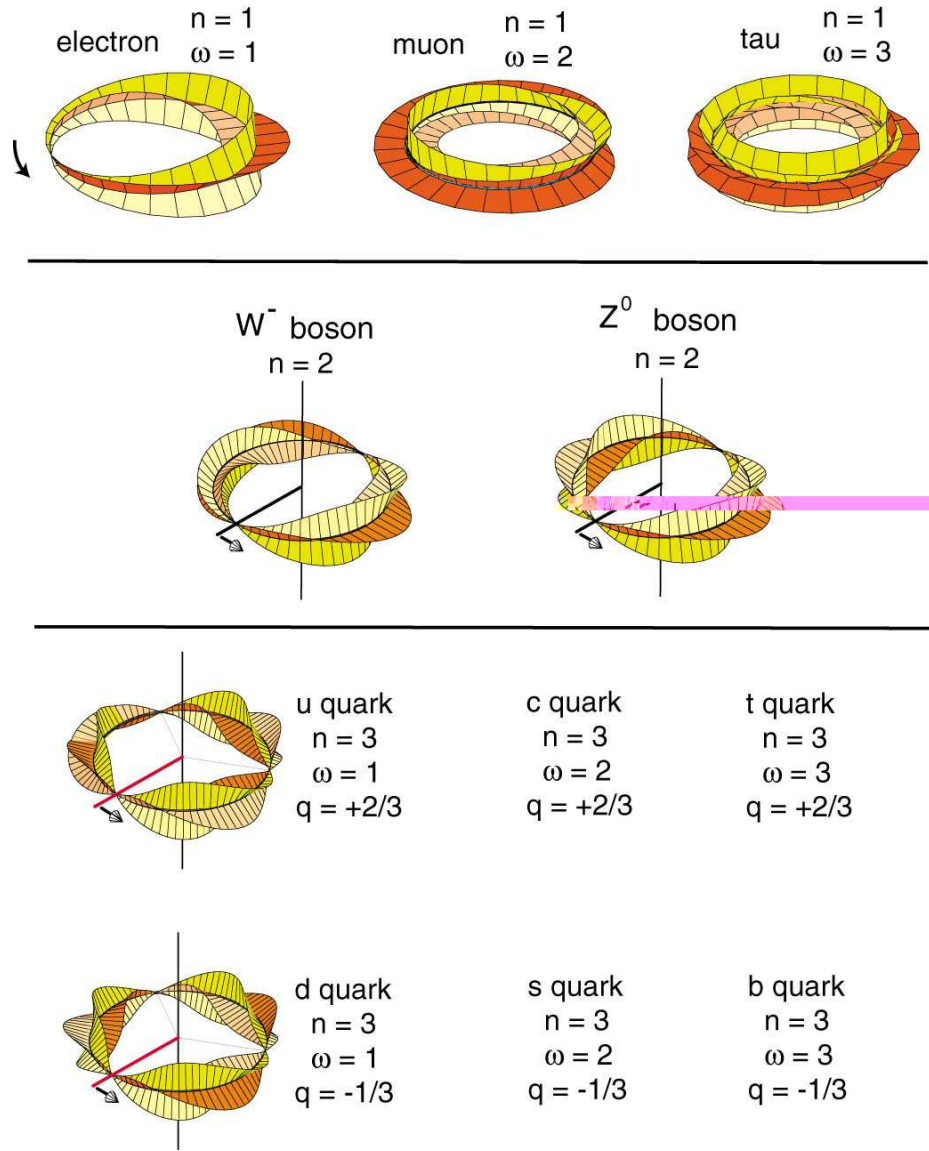


Figure 2: Depictions of light front models of the massive leptons, bosons and quarks. The quantum number n denotes the number of nodes. The winding number is given by ω . Second and third generation quarks are not shown, but their quantum numbers are listed.

geometry offsets the cyclic inversion of the field, the north half of the field is always atop the ring, and the south half is always below. Thus a distant observer sees these particles as magnetic dipoles. The central part of Fig. 2 shows the two-node charged and neutral boson configurations. It is an experimental fact that the bosons do not show generational behavior. A possible reason for this will emerge from an interpretation of the mass relationship we will develop. At the bottom of Fig. 2 the models for the first generation u and d quarks are shown, and the quantum numbers for all the quarks are given. We do not show the field

Table 1. Presently accepted mass values for the elementary particles and their model quantum numbers.

Leptons	Mass in MeV from Ref 2	Node number n	Winding number ω
e	0.511	1	1
μ	105.7	1	2
τ	1777	1	3
Bosons			
W	80,430	2	-
Z	91,188	2	-
Quarks			
u	1.5 - 5	3	1
d	3 - 9	3	1
c	1150 - 1350	3	2
s	60 - 170	3	2
t	174,300	3	3
b	4000 - 4400	3	3

Table 2. Mass values for the unsplit parents of the quark doublets, along with their quantum numbers.

Parent level designation	Average Mass in MeV	Node number n	Winding number ω
ud	4.6	3	1
cs	683	3	2
tb	89,250	3	3

configurations for the higher generation quarks. With the higher winding numbers, the quark fields become so complex that the depictions are not very useful. The quark models have three degenerate forms that accommodate the color degree of freedom, but we show only one color form.

3. Known and estimated particle data

The masses of the leptons plotted in Fig. 1 have been experimentally measured and are very well known [2]. Since the quarks have never been isolated, their masses must be deduced indirectly from many measurements as interpreted by QCD theory. For the lighter quarks, only a range of values can be specified. Collected in Table 1 are these mass values along with the relevant quantum numbers for the different particles. Where a range of mass is given, we use the average value. Also, in each generation of quark, the doublet of masses appears to be split from some parent level. At this stage we do not understand the splitting interaction, so we simplify by assuming that the observed mass levels come from a parent level half way in

between. The masses for these unsplit levels are given in Table 2. For the bosons, no entry is given in the winding number column. This is because the bosons do not show generational behavior.

4. Extending the formula to include the bosons and quarks

For particles with more than one node, we expect a contribution to the mass from “nodal” excitations. In order to see what this might be we have manipulated Eqn. 1.1, moving everything to the left hand side except the node dependence and plotted that against the number of nodes as in Fig. 3. For the W and Z bosons the generational term has been eliminated by taking the limit as ω goes to infinity (This has a physical basis that will be discussed later). The linear relationship with a slope of $\log \pi$ as seen in Fig. 3 tells us that each node represents a factor of π contribution to the particle mass equation. Knowing this lets us write an extended mass equation:

$$\ln \left(\frac{m\pi^2}{\pi^n} \right) = -\frac{1}{2\pi\alpha} \left(\frac{1}{2} \right)^\omega + \ln(m_W) \quad (4.1)$$

where the symbols are as in Eqn. 1.1 and n is the particle node number taken from Tables 1 and 2. For the bosons, we set $\omega = \infty$ which removes the first term on the rhs of Eqn. (4.1) for them. This equation is plotted as the line in Fig. 4, along with points for all the elementary particles using the data from Tables 1 and 2.

As expected from Fig. 1, the experimentally known masses of the leptons and bosons fit the line given by Eqn. 4.1 quite well. The currently accepted masses of the quarks [2], with the doublets combined as described show more scatter about the line. Yet they are reasonably well represented given the approximations made. Thus we take this mass relationship as a valid equation for the masses of the leptons, bosons and quarks. Assuming that, the natural question is: “What features and interactions of the particles could give rise to such an equation?”

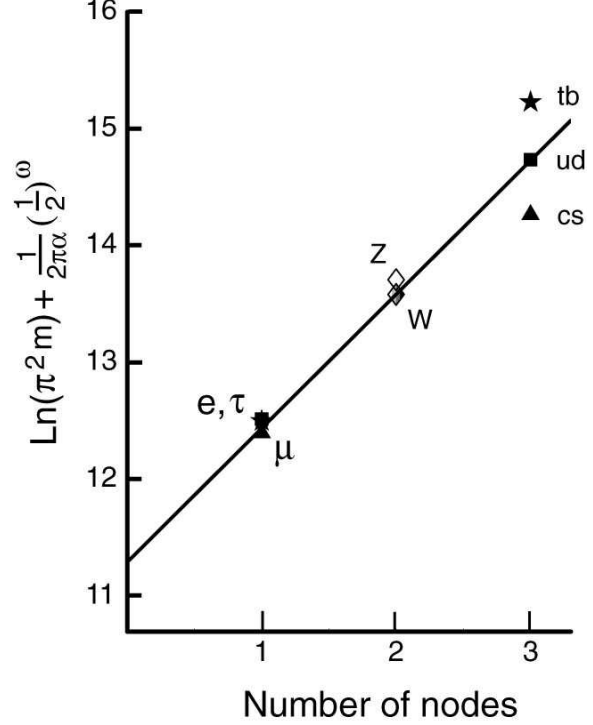


Figure 3: Mass plot for the elementary particles as a function of the number of gauge field nodes for once around the ring. The effect of winding number is taken out by the way the ordinate is plotted. The line has slope = $\ln \pi$ and intercept = $\ln(m_W)$.

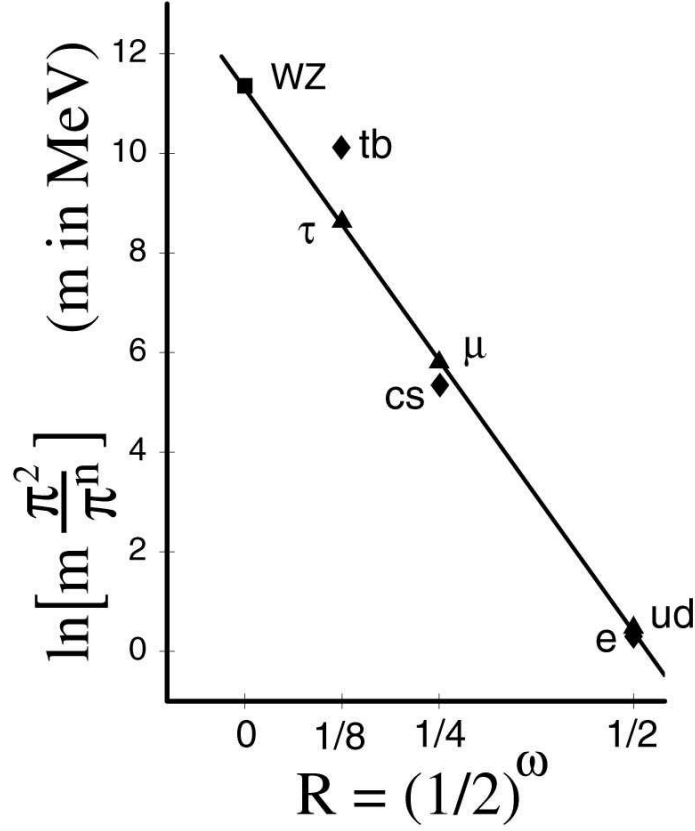


Figure 4: Plot of lepton and average quark masses for each generation against the winding number factor. Also shown is the point for the average of W and Z boson masses for $\mathbf{R} = 0$. The node number \mathbf{n} is 1, 2, 3 for the leptons, bosons, and quarks respectively. The winding number ω is 1, 2, 3 for the first, second, and third generations of the fermions. The line has slope $= -1/(2\pi\alpha)$ and intercept $= \ln m_W$.

5. Physical interpretation of the mass equation

As a start, we exponentiate Eqn. 4.1, and rearrange it into a form that is easier to interpret:

$$m = m_W \bullet \frac{1}{\pi^2} \bullet \pi^n \bullet \exp \left[\frac{-1}{2\pi\alpha} \left(\frac{1}{2} \right)^\omega \right] \quad (5.1)$$

The explicit multiplication dots are given to emphasize an important aspect; the different contributions to the mass are multiplicative, not additive. This can be understood if Eqn. 5.1 is a partition function equation. In statistical mechanics the total partition function for a system having independent parts is the product of the partition functions for the parts. This also shows up in topological quantum field theories where the vacuum expectation value of the field is given by the product of Wilson loop holonomies.[3] Indeed, in those theories the (vev) is called a partition function. From this point of view, we can think of Eqn. 5.1 as giving the partitioning of the mass-energy of the particle among the degrees of freedom open to it.

The m_W factor sets the mass scale for all the particles. The π^{-2} factor should be considered a normalization factor. Since the W boson has two nodes ($n=2$), this factor cancels the next factor when the equation is applied to the W boson. The π^n factor accounts for the level of excitation of the field harmonic oscillators in terms of the node number. The last factor, the exponential, is different in several respects. It may be thought of as an “embedding factor”, giving the fraction of the intrinsic particle mass that is observable to a real observer far away. This is the factor that distinguishes the masses of the different generations according to their winding numbers. For the bosons we allow the winding number to go to infinity, and this factor becomes unity. This sets the fermions apart from the bosons in a way discussed below.

One of the surprising features of Eqn. 5.1 is its simplicity. When one considers the mass of an elementary particle, one expects contributions from many sources. For charged particles there is the energy stored in the electromagnetic field. There was a time when the entire mass of the electron was thought to reside in its electromagnetic field. We now know that this contribution to the mass is very small compared to that arising from other sources. Then there are radiative corrections and possible quantum corrections that may contribute to particle masses. They seem not to be included in Eqn. 5.1. Lastly, contributions from internal excitations should contribute to the particle mass. These are included as the π^n factor in our equation. But comparing the relative contributions, it is clear that this one is minor to that specified by the m_W factor. Here is a clue as to why this mass equation is so simple. There is one overwhelming and dominant effect that makes all the other contributions negligible. What is this dominant effect? We believe it is the need to provide energy to embed the rotating particle in the surrounding spacetime. Equation 5.1 is a “winding number” equation in the following sense. According to our model, these particles are quantum black holes of Kerr geometry that are rotating at $v = c$. From studies of Kerr black holes applied to rotating stars, it is understood that near the event horizon, the whole of spacetime is set into rotation. It is like a vortex in fluid mechanics in which the surrounding fluid has a rotating velocity field surrounding the vortex core. When a stable particle is formed, it must have enough energy to set up the vortex field in the surrounding spacetime. This is the dominant energy term for these particles that Equation 5.1 describes, and why m_W is so large. Yet somehow the fermions seem to evade the bulk of this energy cost. How? It is because they are spinor particles. The rotation of spin 1/2 particles is very special. When a spin 1/2 particle is rotated about any axis for 2π radians, it winds up its connections to the surroundings just like a boson. But when the spinor is rotated another 2π radians, it can unwind the connection to the surroundings by suitable writhing. This possibility was known to Dirac, and is well described in the book of Misner, Thorne, and Wheeler[4]. Applied to our particle models we have this picture. For the bosons, as time passes, their fields continuously wind around, frame-dragging nearby spacetime with them. This is the origin of the infinite winding number for the bosons. For the fermion particles, as their fields rotate around, they cyclically wind the surrounding spacetime on the first 2π revolution and then unwind it on the second 2π revolution. The result is that the fermions have to spend very much less energy embedding themselves into their surroundings than do the bosons. One can see this effect at work in the

exponential factor of Eqn. 5.1. The internal winding number ω specifies how many times the field goes around before the node is reached (the half cycle point) where the spinor can begin unwinding its connection. This translates into the fraction of the energy for infinite winding that the particle must have. If this picture is correct, it implies that all the massive fermions should be much less massive than any of the massive bosons. This is in fact true excepting the top quark, as can be seen by looking at Table 1. From our mass correlation, it appears that the top quark is a special case and has a higher mass than expected. That is the why the tb quark point lies above the line in both Fig. 3 and 4. One possible reason for this is that some new effect not included in our considerations (Supersymmetry mixing?) is beginning to show up at the highest winding numbers and node numbers. Perhaps the same effect keeps fourth and higher generation families from having observable particles.

6. Discussion

The particle mass equation 5.1 describes mainly how the various particles embed themselves into spacetime. The mass effects connected with that dominate all the other mass effects that one usually thinks about. It is surprising that the mass equation contains no adjustable parameters if one considers m_W and α as constants of nature. Clearly, much additional work needs to be done to fully appreciate what this mass equation is telling us.

References

- [1] R. C. Millikan, *Light Front Models for the Leptons, Bosons, and Quarks*, previous paper, <http://www.chem.ucsb.edu/millikan/Paper.html>, hep-th/0106098.
- [2] Particle Data Group, *Review of Particle Physics*, *European Phys. J.(C)*, **15**, (2000) 1-878.
- [3] E. Witten, *Quantum Field Theory and the Jones Polynomial*, *Comm. Math. Phys.* **121** (1989) 351.
- [4] C. W. Misner, K. S. Thorne, and J. A. Wheeler, *Gravitation* (W. H. Freeman and Company, San Francisco 1973) p. 1148ff.