

The spectrum of boundary states in sine-Gordon model with integrable boundary conditions

Z. Bajnok, L. Palla, G. Takács and G.Zs. Tóth

27th March 2022

*Institute for Theoretical Physics
Roland Eötvös University,
H-1117 Budapest, Pázmány sétány 1/A, Hungary*

Abstract

The bound state spectrum and the associated reflection factors are determined for the sine-Gordon model with arbitrary integrable boundary condition by closing the bootstrap. Comparing the symmetries of the bound state spectrum with that of the Lagrangian it is shown how one can “derive” the relationship between the UV and IR parameters conjectured earlier.

PACS codes: 64.60.Fr, 11.10.Kk

Keywords: sine-Gordon model, boundary conditions, bound states, bootstrap, integrable quantum field theory.

1 Introduction

The sine-Gordon model is one of the most extensively studied quantum field theories. The interest stems partly from the wide range of applications that extend from particle physics to condensed matter systems and partly from the fact that many of the interesting physical quantities can be computed exactly due to its integrability. As was argued in [1, 2], the boundary version of sine-Gordon model:

$$S = \int_{-\infty}^{\infty} dt \int_{-\infty}^0 dx \mathcal{L}_{SG} - \int_{-\infty}^{\infty} dt V_B(\Phi_B), \quad \mathcal{L}_{SG} = \frac{1}{2}(\partial_\mu \Phi)^2 - \frac{m^2}{\beta^2}(1 - \cos(\beta\Phi)), \quad (1.1)$$

(where $\Phi(x, t)$ is a scalar field, β is a real dimensionless coupling and $\Phi_B(t) = \Phi(x, t)|_{x=0}$) preserves the integrability of the bulk theory if the boundary potential is chosen as

$$V_B(\Phi_B) = M_0 \left(1 - \cos \left(\frac{\beta}{2}(\Phi_B - \phi_0) \right) \right),$$

where M_0 and ϕ_0 are free parameters. As a result of the boundary potential the scalar field satisfies the boundary condition:

$$\partial_x \Phi|_{x=0} = -M_0 \frac{\beta}{2} \sin \left(\frac{\beta}{2}(\Phi_B - \phi_0) \right). \quad (1.2)$$

A novel feature of the boundary sine-Gordon model (BSG) is the appearance of a complicated spectrum of boundary bound states (BBS) in addition to the well known bulk ones [1]-[4], [5]. The complete spectrum of these bound states and a full explanation of all the poles in the reflection factors are known in two special cases only: in the case of Dirichlet boundary conditions (which corresponds to taking $M_0 \rightarrow \infty$, $\Phi_B(t) \equiv \phi_0$) they are given in [4], while for Neumann boundary condition (when $M_0 = 0$, thus ϕ_0 becoming irrelevant) they are presented in [7]. In the general case the reflection factors and the bound state spectrum depend on two ‘infrared parameters’ η and ϑ , that are determined somehow by the ‘ultraviolet parameters’ M_0 and ϕ_0 appearing in the Lagrangian. However, the precise relationship between them (we call it UV – IR relation) is known only for Dirichlet boundary conditions [1]. In contrast in the boundary sinh-Gordon model the UV – IR relation was determined by comparing the WKB and bootstrap spectra [8].¹

The purpose of this paper is twofold: first, by using the bootstrap principle, we determine the bound state spectrum, the associated reflection factors and explain their poles in the general case. We wish to point out that much of the structure of the bootstrap in the Dirichlet limit [4] carries over to the general case with some modifications, however; some care must be taken for special values of the parameters (of which the case of the Neumann boundary condition is an example). The inductive analysis is based on the assumption, that any pole of the reflection factors in the physical strip that is not explained by Coleman-Thun diagrams [10] corresponds to bound states². While we also tried to

¹It should be remarked, that Al. B. Zamolodchikov has also calculated (but not yet published) this relation – in both the sinh-Gordon and sine-Gordon cases – using quite different arguments [9].

²The importance of these diagrams in the context of boundary bootstrap was first emphasized in [11].

achieve a more systematic and complete investigation of Coleman-Thun diagrams than the one presented in [4], we relied very much on their results in this respect as well.

Second, by comparing the parameter dependencies of some patterns (such as global symmetries and ground state sequences) in the bootstrap solution and in the classical theory we present arguments for the UV – IR relation in sine-Gordon model. Naturally, this relation is the same as the one obtained by appropriate analytic continuation from the sinh-Gordon case.

The outline of this paper is the following: First we describe the relevant properties of the classical theory. Then we collect the ground state reflection factors obtained in [1, 3]. Analysing the pole structure of the reflection factors we determine the fundamental domain of the parameters. In the next step we explain the pole structure of both the solitonic and the breather reflection factors on the ground state and on the first excited boundaries. These results generalize straightforwardly giving the full spectrum of boundary bound states and reflection factors. Finally we comment on some special cases and give the arguments for the UV-IR relation.

2 Classical considerations

Let us focus on the classical theory first. As a consequence of the boundary potential the discrete symmetries of the bulk theory are broken in general:

- the $\Phi \mapsto \frac{2\pi}{\beta} - \Phi$ transformation (that changes solitons to antisolitons and vice versa) now maps either $\phi_0 \mapsto \frac{2\pi}{\beta} - \phi_0$ or $M_0 \mapsto -M_0$, thus making the related boundary theories equivalent. Clearly the symmetry is restored either for $\phi_0 = \frac{\pi}{\beta}$ or for $M_0 = 0$.
- The other \mathbb{Z}_2 symmetry which maps Φ to $-\Phi$ induces the $\phi_0 \mapsto -\phi_0$ transformation on the boundary parameters and is realized in the $\phi_0 = 0$ case.

Collecting all the possible equivalences between the boundary parameters their fundamental domain turns out to be:

$$0 \leq M_0 \leq \infty \quad ; \quad 0 \leq \phi_0 \leq \frac{\pi}{\beta}$$

In the general case the classical ground state has to satisfy

$$\lim_{x \rightarrow -\infty} \Phi(x, t) = \begin{cases} 0 \\ \frac{2\pi}{\beta} \end{cases} \quad ,$$

in addition to (1.2). More precisely there are two possibilities corresponding to these two choices and the one with the lower energy is the ground state. It is important to notice that the upper/lower choice can be realized by a static bulk soliton/antisoliton ‘standing at the right place’: i.e. by choosing $\Phi \equiv \Phi_s(x, a)$ or $\Phi \equiv \Phi_{\bar{s}}(x, \bar{a})$ for $x \leq 0$, where

$$\Phi_s(x, a) = \frac{4}{\beta} \operatorname{arctg}(e^{m(x-a)}), \quad \Phi_{\bar{s}}(x, \bar{a}) = \frac{2\pi}{\beta} - \Phi_s(x, \bar{a}),$$

and a (\bar{a}) is obtained from eq.(1.2). (This fits into the scheme of paper [6] where the authors described the classical scattering of solitons by including not only a mirror image of the soliton but also a standing soliton background). Indeed this way we find the location of the soliton/antisoliton

$$\sinh(ma) = \frac{\frac{4m}{M_0\beta^2} + \cos(\frac{\beta}{2}\phi_0)}{\sin(\frac{\beta}{2}\phi_0)}, \quad \sinh(m\bar{a}) = \frac{\frac{4m}{M_0\beta^2} - \cos(\frac{\beta}{2}\phi_0)}{\sin(\frac{\beta}{2}\phi_0)}.$$

(They are obtained from each other by $\phi_0 \leftrightarrow \frac{2\pi}{\beta} - \phi_0$). The energies of these two solutions can be written as

$$\begin{aligned} E_s(M_0, \phi_0) &\equiv E_{\text{bulk}} + V_B = \frac{4m}{\beta^2} + M_0 - M_0 R(+), \\ E_{\bar{s}}(M_0, \phi_0) &= \frac{4m}{\beta^2} + M_0 - M_0 R(-) = E_s(M_0, \frac{2\pi}{\beta} - \phi_0) \end{aligned} \quad (2.1)$$

where we introduced $R(\pm) = \left[1 \pm \frac{8m}{M_0\beta^2} \cos(\frac{\beta}{2}\phi_0) + \frac{16m^2}{M_0^2\beta^4} \right]^{1/2}$. From the difference

$$E_{\bar{s}}(M_0, \phi_0) - E_s(M_0, \phi_0) = \frac{16m}{\beta^2} \frac{\cos(\frac{\beta}{2}\phi_0)}{(R(+) + R(-))}$$

we see that for $0 \leq \phi_0 < \frac{\pi}{\beta}$ the soliton generates the ground state and the antisoliton the first excited one, at $\phi_0 = \frac{\pi}{\beta}$ they become degenerate and at $\phi_0 > \frac{\pi}{\beta}$ they swap. From eq.(2.1) we find in the \mathbb{Z}_2 symmetric limit with $\phi_0 \rightarrow 0+$ ³

$$E_s = 0, \quad E_{\bar{s}} = \begin{cases} 2M_0 & M_0 < \frac{4m}{\beta^2} \\ \frac{8m}{\beta^2} & M_0 > \frac{4m}{\beta^2} \end{cases}, \quad (2.2)$$

while for $\phi_0 = \frac{\pi}{\beta}$ the degenerate energies can be written

$$E_s = E_{\bar{s}} = \frac{4m}{\beta^2} + M_0 - M_0 \sqrt{1 + \frac{16m^2}{M_0^2\beta^4}} \quad \longrightarrow \quad \begin{cases} 0 & M_0 \rightarrow 0 \\ \frac{4m}{\beta^2} & M_0 \rightarrow \infty \end{cases}.$$

3 Boundary spectrum from bootstrap principle

³This limit is not smooth. If we set $\phi_0 = 0$ from the start, then the two solutions ($\Phi_1 \equiv \frac{2\pi}{\beta}$ and $\Phi_2 \equiv 0$) of the case $M_0 < \frac{4m}{\beta^2}$ extend to the case $M_0 > \frac{4m}{\beta^2}$. In the latter case however, the one higher in energy, Φ_1 , can "decay" into Φ_2 by emitting a moving single soliton. (We thank the referee for pointing out this). This is consistent with the quantum theory where no excited boundary state exists neither in this domain of the parameters nor in the corresponding $\phi_0 \rightarrow 0+$ limiting case.

3.1 Bulk scattering properties

In the bulk sine-Gordon model any scattering amplitude factorizes into a product of two particle scattering amplitudes, from which the independent ones in the purely solitonic sector are [12]

$$\begin{aligned}
a(u) = S_{++}^{++}(u) = S_{--}^{--}(u) &= - \prod_{l=1}^{\infty} \left[\frac{\Gamma(2(l-1)\lambda - \frac{\lambda u}{\pi}) \Gamma(2l\lambda + 1 - \frac{\lambda u}{\pi})}{\Gamma((2l-1)\lambda - \frac{\lambda u}{\pi}) \Gamma((2l-1)\lambda + 1 - \frac{\lambda u}{\pi})} / (u \rightarrow -u) \right] \\
b(u) = S_{+-}^{+-}(u) = S_{-+}^{-+}(u) &= \frac{\sin(\lambda u)}{\sin(\lambda(\pi - u))} a(u) \quad ; \quad \lambda = \frac{8\pi}{\beta^2} - 1 \\
c(u) = S_{+-}^{-+}(u) = S_{-+}^{+-}(u) &= \frac{\sin(\lambda\pi)}{\sin(\lambda(\pi - u))} a(u) \quad ; \quad u = -i\theta \quad , \quad (3.1)
\end{aligned}$$

Since we are concentrating on the bound state poles located at purely imaginary rapidities we use the variable u instead of θ and refer to it as the rapidity from now on. The other scattering amplitudes can be described in terms of the functions

$$\{y\} = \frac{\left(\frac{y+1}{2\lambda}\right) \left(\frac{y-1}{2\lambda}\right)}{\left(\frac{y+1}{2\lambda} - 1\right) \left(\frac{y-1}{2\lambda} + 1\right)} \quad , \quad (x) = \frac{\sin\left(\frac{u}{2} + \frac{x\pi}{2}\right)}{\sin\left(\frac{u}{2} - \frac{x\pi}{2}\right)} \quad , \quad \{y\}\{-y\} = 1 \quad , \quad \{y + 2\lambda\} = \{-y\}$$

as follows. For the scattering of the breathers B^n and B^m with $n \geq m$ and relative rapidity u we have [12]

$$S^{nm}(u) = S_{nm}^{nm}(u) = \{n+m-1\}\{n+m-3\} \dots \{n-m+3\}\{n-m+1\} \quad ,$$

while for the scattering of the soliton (antisoliton) and B^n we have [12]

$$S^n(u) = S_{+n}^{+n}(u) = S_{-n}^{-n}(u) = \{n-1+\lambda\}\{n-3+\lambda\} \dots \begin{cases} \{1+\lambda\} & \text{if } n \text{ is even} \\ -\sqrt{\{\lambda\}} & \text{if } n \text{ is odd} \end{cases} .$$

⁴ All the poles in the physical strip of the scattering amplitudes originate from virtual processes either in the forward or in the cross channel of diagrams 3.1 (a,b), where the useful definition

$$u_n = \frac{n\pi}{2\lambda}$$

is also introduced. Time develops from top to bottom and solitons or antisolitons are denoted by solid lines while breather by dashed ones. To each such process a coupling as f_{nm}^{n+m} or f_{+-}^n can be attributed and it is known that $f_{+-}^n = (-1)^n f_{-+}^n$.

⁴Observe that $\{\lambda\}$ is a complete square

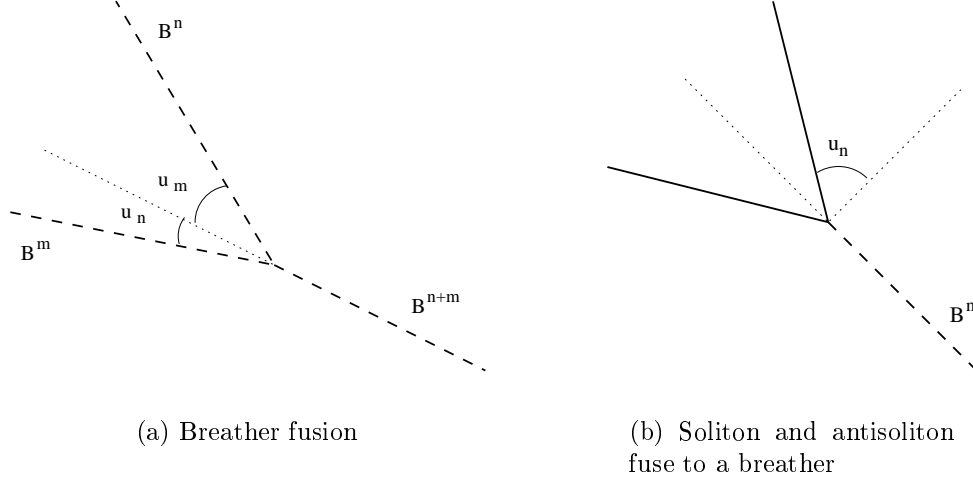


Figure 3.1: Bulk fusion processes

3.2 Ground state reflection factors

The most general reflection factor - modulo CDD-type factors - of the soliton antisoliton multiplet $|s, \bar{s}\rangle$ on the ground state boundary, denoted by $|\rangle$, satisfying the boundary versions of the Yang Baxter, unitarity and crossing equations was found by Ghoshal and Zamolodchikov [1]:

$$\begin{aligned}
R(\eta, \vartheta, u) &= \begin{pmatrix} P^+(\eta, \vartheta, u) & Q(\eta, \vartheta, u) \\ Q(\eta, \vartheta, u) & P^-(\eta, \vartheta, u) \end{pmatrix} = \\
&\begin{pmatrix} P_0^+(\eta, \vartheta, u) & Q_0(u) \\ Q_0(u) & P_0^-(\eta, \vartheta, u) \end{pmatrix} R_0(u) \frac{\sigma(\eta, u)}{\cos(\eta)} \frac{\sigma(i\vartheta, u)}{\cosh(\vartheta)} \quad ; \\
P_0^\pm(\eta, \vartheta, u) &= \cos(\lambda u) \cos(\eta) \cosh(\vartheta) \mp \sin(\lambda u) \sin(\eta) \sinh(\vartheta); \\
Q_0(u) &= -\sin(\lambda u) \cos(\lambda u), \tag{3.2}
\end{aligned}$$

where η and ϑ are the two real parameters characterizing the solution,

$$R_0(u) = \prod_{l=1}^{\infty} \left[\frac{\Gamma(4l\lambda - \frac{2\lambda u}{\pi}) \Gamma(4\lambda(l-1) + 1 - \frac{2\lambda u}{\pi})}{\Gamma((4l-3)\lambda - \frac{2\lambda u}{\pi}) \Gamma((4l-1)\lambda + 1 - \frac{2\lambda u}{\pi})} / (u \rightarrow -u) \right]$$

is the boundary condition independent part and

$$\sigma(x, u) = \frac{\cos x}{\cos(x + \lambda u)} \prod_{l=1}^{\infty} \left[\frac{\Gamma(\frac{1}{2} + \frac{x}{\pi} + (2l-1)\lambda - \frac{\lambda u}{\pi}) \Gamma(\frac{1}{2} - \frac{x}{\pi} + (2l-1)\lambda - \frac{\lambda u}{\pi})}{\Gamma(\frac{1}{2} - \frac{x}{\pi} + (2l-2)\lambda - \frac{\lambda u}{\pi}) \Gamma(\frac{1}{2} + \frac{x}{\pi} + 2l\lambda - \frac{\lambda u}{\pi})} / (u \rightarrow -u) \right]$$

describes the boundary condition dependence. Note that the topological charge may be changed by two in these reflections, thus the parity of the soliton number is conserved.

As a consequence of the bootstrap equations [1] the breather reflection factors share the structure of the solitonic ones, [3]:

$$R^{(n)}(\eta, \vartheta, u) = R_0^{(n)}(u)S^{(n)}(\eta, u)S^{(n)}(i\vartheta, u) ,$$

where

$$R_0^{(n)}(u) = \frac{\left(\frac{1}{2}\right) \left(\frac{n}{2\lambda} + 1\right)}{\left(\frac{n}{2\lambda} + \frac{3}{2}\right)} \prod_{l=1}^{n-1} \frac{\left(\frac{l}{2\lambda}\right) \left(\frac{l}{2\lambda} + 1\right)}{\left(\frac{l}{2\lambda} + \frac{3}{2}\right)^2} ; \quad S^{(n)}(x, u) = \prod_{l=0}^{n-1} \frac{\left(\frac{x}{\lambda\pi} - \frac{1}{2} + \frac{n-2l-1}{2\lambda}\right)}{\left(\frac{x}{\lambda\pi} + \frac{1}{2} + \frac{n-2l-1}{2\lambda}\right)} .$$

In general $R_0^{(n)}$ describes the boundary independent properties and the other factors give the boundary dependent ones.

3.3 Fundamental domain of the parameters

Since the breather reflection factors can be obtained from the solitonic ones by the bootstrap principle we concentrate only on $R(\eta, \vartheta, u)$. From the

$$\sigma(x, u) = \sigma(-x, u)$$

property it follows that it is enough to consider the $\eta \geq 0$, $\vartheta \geq 0$ cases. The boundary dependent poles of $R(\eta, \vartheta, u)$ are due to the factor $\sigma(\eta, u)$, whose poles in the physical strip are located at

$$a.) \quad u = \frac{\eta}{\lambda} - u_{2k+1} - 2\pi m \quad \text{or at} \quad b.) \quad u = \pi - \frac{\eta}{\lambda} + u_{2k+1} + 2\pi m ; \quad (3.3)$$

$$k \geq 0, m \geq 0 \quad \text{both integers}$$

(The factor $\sigma(i\vartheta, u)$ has no pole in the physical strip). In any Coleman-Thun diagram the incident soliton decays into a soliton and a breather by the process on diagram 3.1 (b). Since the rapidity difference between the particles created is larger than $\frac{\pi}{2}$, moreover, in the case of ground state scattering both particles have to travel towards to wall, we conclude that no Coleman-Thun diagram exists (except the very special one described on diagram 3.2 (a)). From this it follows that any of the poles of $\sigma(\eta, u)$ in the physical strip must correspond to boundary bound states, that is to excited states of the boundary. In a minimal solution we expect these states to be non degenerate, i.e. they should not appear in multiplets. For this reason the determinant of the prefactor of $R(\eta, \vartheta, u)$ must vanish at these poles. The vanishing gives rise to the following equation

$$\sin(\lambda u) = \pm \cos(\eta),$$

from which we obtain the location of the zeroes

$$u = \frac{\eta}{\lambda} - u_{2k+1} ; \quad k \in \mathbb{Z} .$$

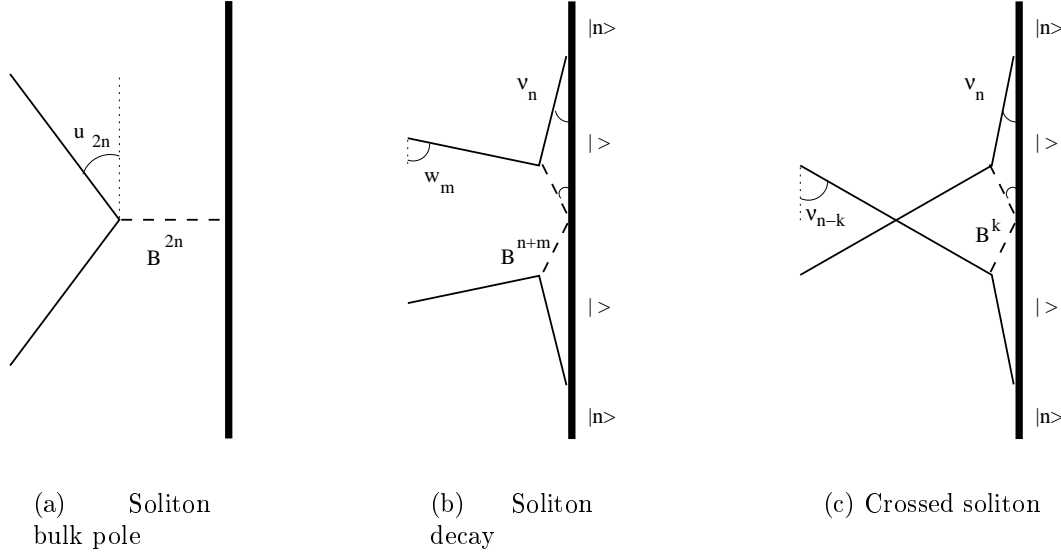


Figure 3.2: Solitonic diagrams

Since, for general η , among the poles of $\sigma(\eta, u)$ there are some which are not in this set of zeroes, we have to exclude them by restricting the range of η . This can be achieved by demanding $\pi - \frac{\eta}{\lambda} + u_1 \geq \frac{\pi}{2}$, or equivalently by

$$0 < \eta \leq \frac{\pi}{2}(\lambda + 1) = \eta_0 .$$

Had we chosen η outside of this range, which we call the fundamental range, we would have extra poles in the physical strip losing the minimality of the solution, thus inducing extra CDD factors in the reflection amplitude.

3.4 Soliton reflection factors on ground state boundary

Now consider the poles of the soliton reflection factor $R(\eta, \vartheta, u)$.

- There are boundary independent poles in the physical strip coming from the factor $R_0(u)$. They are located at u_n , $n = 1, 2, \dots$, and can be described by diagram 3.2 (a). Clearly the diagram does not exist for $Q(\eta, \vartheta, u)$ and the prefactor $Q_0(u)$ takes care of this.
- The boundary dependent poles are located at

$$\nu_n = \frac{\eta}{\lambda} - u_{2n+1} \quad ; \quad n = 0, 1, \dots ,$$

where the upper limit for n can be determined by restricting ν_n to the physical region. To each of the poles above we associate a boundary bound state denoted by $|n\rangle$ with

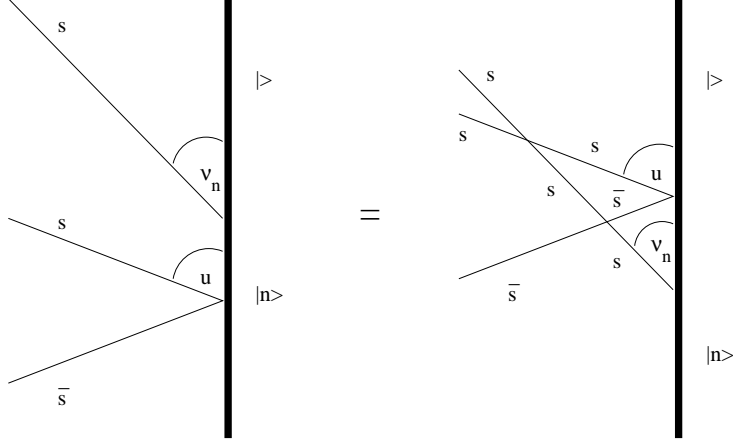


Figure 3.3: The bootstrap equation for the amplitude Q .

energy

$$m_{|n\rangle} - m_{|\rangle} = M \cos(\nu_n) .$$

(M is the soliton mass). Clearly the state $|n\rangle$ is present in all reflection factors $P^\pm(\eta, \vartheta, u)$, $Q(\eta, \vartheta, u)$.

In the generic case the reflection factor $R(\eta, \vartheta, u)$ has no zero in the physical strip. The special cases will be discussed separately.

3.5 Solitonic reflection factors on excited boundary states

The reflection factor $R_{|n\rangle}(\eta, \vartheta, u)$ on the boundary bound state $|n\rangle$ can be computed from the boundary bootstrap equations, the simplest of them is (see Fig. 3.3)

$$Q_{|n\rangle}(\eta, \vartheta, u) = a(u - \nu_n)Q(\eta, \vartheta, u)b(u + \nu_n) . \quad (3.4)$$

Using (3.1) and the relation

$$a(u + \nu_0)a(u - \nu_0) = \frac{\cos(\eta) \cos(\lambda u - \bar{\eta})\sigma(\bar{\eta}, u)}{\cos(\bar{\eta}) \cos(\lambda u + \eta)\sigma(\eta, u)} ; \quad \bar{\eta} = 2\eta_0 - \eta$$

we obtain

$$Q_{|n\rangle}(\eta, \vartheta, u) = Q(\bar{\eta}, \vartheta, u)a_n(\eta, u) , \quad (3.5)$$

where

$$a_n(\eta, u) = \frac{a(u + \nu_n)a(u - \nu_n)}{a(u + \nu_0)a(u - \nu_0)} = \prod_{l=1}^n \left\{ 2 \left(\frac{\eta}{\pi} - l \right) \right\} .$$

The matrix structure of $R_{|n\rangle}(\eta, \vartheta, u)$ follows from the boundary Yang-Baxter equation, and is identical to that of in (3.2) modulo a possible soliton antisoliton interchange. Performing the bootstrap calculation shows that the interchange really takes place and we have

$$P_{|n\rangle}^{\pm}(\eta, \vartheta, u) = P^{\mp}(\bar{\eta}, \vartheta, u)a_n(\eta, u) . \quad (3.6)$$

Making a comparison between $R_{|0\rangle}(\eta, \vartheta, u)$ and $R(\eta, \vartheta, u)$ we observe that they are related by the transformations, $\eta \leftrightarrow \bar{\eta}$, $s \leftrightarrow \bar{s}$. Consequently these transformations change the roles of the two lowest lying boundary states, namely $| \rangle$ and $|0\rangle$. For this reason we conjecture that they are the quantum manifestation of the classical $\Phi \leftrightarrow \frac{2\pi}{\beta} - \Phi$ transformation. Clearly the energy of the vacuum state, $| \rangle$, is not determined by the bootstrap. In the light of the preceding remark, however, we expect it to satisfy

$$m_{|0\rangle}(\eta, \vartheta) = m_{| \rangle}(\eta, \vartheta) + M \cos(\nu_0) = m_{| \rangle}(\bar{\eta}, \vartheta) .$$

Let us turn to the analysis of the pole structure of $R_{|n\rangle}(\eta, \vartheta, u)$. Since $\eta_0 < \bar{\eta} < 2\eta_0$, the poles of $\sigma(\bar{\eta}, u)$ which are of the form (3.3.a) are located at

$$w_k = \frac{\bar{\eta}}{\lambda} - u_{2k+1} = \pi - \frac{\eta}{\lambda} - u_{2k-1} \quad ; \quad k = 0, 1, \dots ,$$

while those of the form of (3.3.b) are located at ν_k , $k = 0, -1, \dots$. The factor $a_n(\eta, u)$ has simple poles at ν_0 and ν_n , and double poles at ν_k , $k = 1, 2, \dots, n-1$. The ν -type poles can be explained by diagram 3.2 (c) (which gives a second order pole) except for ν_n where the breather line is absent and the diagram reduces to a crossed channel soliton emission-absorption process (which has order 1). Diagram 3.2 (b) explains the poles w_m but only for $w_m \geq \nu_n$. Naively, the diagram gives a second order pole but in this case the breather reflection in the middle is at an angle where the reflection factor has a simple zero, so the order of the diagram is reduced to one. For $w_m < \nu_n$ we have a boundary bound state, which is denoted by $|n, m\rangle$. The computation of the reflection factors on this state is completely analogous to eqn. (3.4), by replacing ν_n and Q by w_m and $Q_{|n\rangle}$. Indeed

$$\begin{aligned} Q_{|n,m\rangle}(\eta, \vartheta, u) &= a(u - w_m)Q_{|n\rangle}(\eta, \vartheta, u)b(u + w_m) \\ &= a(u - w_m)Q(\bar{\eta}, \vartheta, u)b(u + w_m)a_n(\eta, u) \\ &= Q_{|m\rangle}(\bar{\eta}, \vartheta, u)a_n(\eta, u). \end{aligned}$$

(In writing the third equality we used eq. (3.4) and $w_m = \nu_m(\bar{\eta})$). As a result, using (3.5), we have:

$$Q_{|n,m\rangle}(\eta, \vartheta, u) = Q(\eta, \vartheta, u)a_n(\eta, u)a_m(\bar{\eta}, u) . \quad (3.7)$$

In a similar way we obtain

$$P_{|n,m\rangle}^{\pm}(\eta, \vartheta, u) = P^{\pm}(\eta, \vartheta, u)a_n(\eta, u)a_m(\bar{\eta}, u) . \quad (3.8)$$

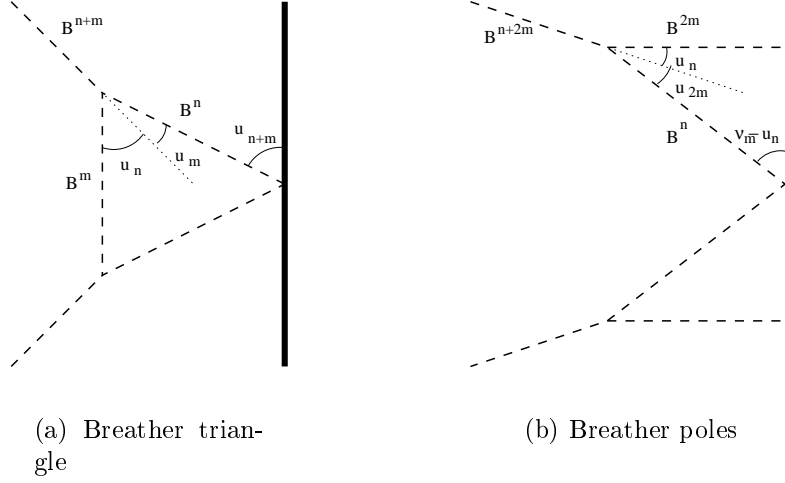


Figure 3.4: Breather diagrams I

The situation concerning the poles of $R_{|n,m\rangle}(\eta, \vartheta, u)$ is the same as in the previous case if we make the $\eta \leftrightarrow \bar{\eta}$ replacement. Thus the poles, which *can not* be explained by diagrams, (and so describe new bound states), are located at ν_k for $\nu_k < w_m$. The corresponding bound state is denoted as $|n, m, k\rangle$. Now it is easy to see how eq.(3.5 -3.8) and the generation of new boundary states would go on so we could turn to the analysis of the general case, but before doing this we analyse the breather sector.

3.6 Breather reflection factors on ground state boundary

The boundary independent poles of the reflection factor $R^{(n)}(\eta, \vartheta, u)$ come from $R_0^{(n)}(u)$. In the physical strip $R_0^{(n)}$ has simple pole

- at $\frac{\pi}{2}$, which corresponds to the emission of a zero momentum breather,
- at u_k for $k = 1, 2, \dots, n - 1$, they can be explained in terms of diagram 3.4 (a),
- at $\frac{\pi}{2} - u_n$, which is related to the breather version of diagram 3.2 (a) by forming B^{2n} or if this is not in the spectrum then the soliton version of diagram 3.4 (a).
- The double poles at $\frac{\pi}{2} - u_k$, for $k = 1, 2, \dots, n - 1$ can be explained by diagram 3.4 (b).

The boundary dependent poles are located at

$$u = \frac{1}{2}(\nu_k - w_{n-k}) = \frac{\eta}{\lambda} - \frac{\pi}{2} + u_{n-2k-1} \quad ; \quad k = 0, \dots, \left[\frac{n-1}{2} \right] ,$$

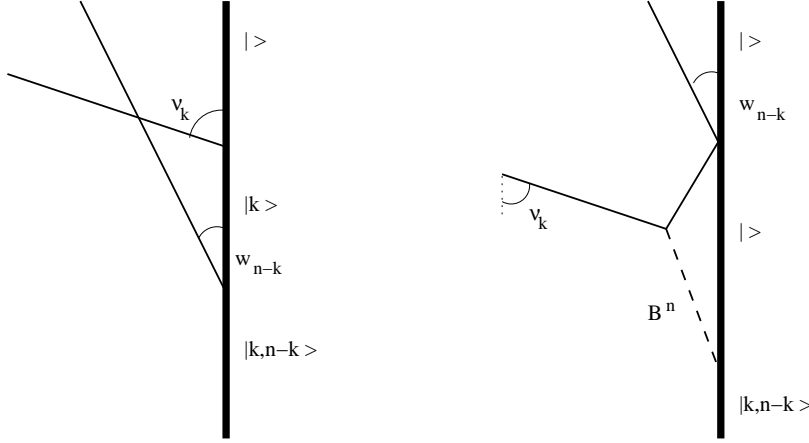


Figure 3.5: Breather pole explanations related by shifting soliton trajectories

If these poles are in the physical strip then they correspond to the creation of the state $|k, n-k\rangle$. To see this note that $|k, n-k\rangle$ can be created in two ways (Fig. 3.5): either first a soliton (say) reflecting at ν_k on $|>$ generating $|k\rangle$, followed by an antisoliton reflecting at $w_{n-k} < \nu_k$ on $|k\rangle$, or, moving the antisoliton trajectory upwards, first the antisoliton reflecting at w_{n-k} on $|>$ (without creating any new states), then the reflected antisoliton fusing with the soliton forming B^n with rapidity $\frac{1}{2}(\nu_k - w_{n-k})$, which is finally creating $|k, n-k\rangle$. This mechanism was first described in [4].

Finally we remark that the reflection factor also has zeroes at

$$u = \pm \frac{\eta}{\lambda} + \frac{\pi}{2} + u_{n-2k-1} \quad ; \quad k = 0, \dots, n-1 \quad .$$

3.7 Breather reflection factors on excited boundary states

Breathers can emerge as a virtual fusion of a soliton and antisoliton as shown on diagram 3.1 (b). Since this fusion can take place not only before the soliton and antisoliton reflect on the boundary but also after their reflection, a bootstrap equation can be obtained for the breather reflection factors on excited boundary states [1, 13], graphically it is shown on Fig. 3.6.

Clearly this reflection factor has the same structure as the solitonic one:

$$R_{|k\rangle}^{(n)}(\eta, \vartheta, u) = R^{(n)}(\bar{\eta}, \vartheta, u) b_k^n(\eta, u) \quad , \quad (3.9)$$

where

$$\begin{aligned} b_k^n(\eta, u) &= a_k(u + \frac{\pi}{2} - u_n) a_k(u - \frac{\pi}{2} + u_n) \\ &= \prod_{l=1}^{\min(n,k)} \left\{ \frac{2\eta}{\pi} - \lambda + n - 2l \right\} \left\{ \frac{2\eta}{\pi} + \lambda - n - 2(k+1-l) \right\} , \end{aligned}$$

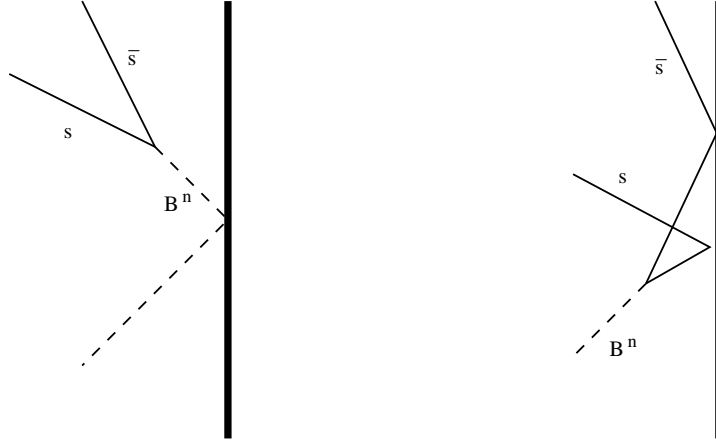


Figure 3.6: Breather reflection factors from bootstrap

and a cancellation between the various factors has also been taken into account. Let us focus on the pole structure. The η -independent poles of $R_{|k\rangle}^{(n)}(\eta, \vartheta, u)$ are located at the same place as those of $R^{(n)}(\eta, \vartheta, u)$ and have the same explanation.

The η -dependent poles of $R_{|k\rangle}^{(n)}(\eta, \vartheta, u)$ are considered in three steps. First consider the following expression

$$\prod_{l=1}^{\min(n,k)} \left\{ \frac{2\eta}{\pi} + \lambda - n - 2(k+1-l) \right\} ,$$

which has poles at

$$u = \frac{1}{2}(w_{l-k} - \nu_{n+k-l}) = \frac{\pi}{2} - \frac{\eta}{\lambda} + u_{n+2(k-l)+1} \quad (3.10)$$

$$u = \frac{\pi}{2} + \frac{\eta}{\lambda} - u_{n+2(k-l)+1} , \quad (3.11)$$

and for each pole at u it has a zero at $-u$. The poles/zeros for $l = 0$ and $l = \min(n, k)$ are simple, while for the other l -s are double. The simple pole at $l = 0$ for (3.10) describes the $|k\rangle \mapsto |k+n\rangle$ boundary bound state changing process. The other simple pole at $l = n$ for $k \geq n$ can be explained by the crossed version of this process, while for $k < n$ we have diagram 3.7 (a). This diagram also explains all the double poles in (3.10). In the case of poles given by eqn. (3.11) we have diagram 3.7 (b). (Here for $l = k = 0$ the diagram simplifies, the initial breather does not decay in the bulk, just fuses with the soliton). On diagram 3.7 (b) the soliton reflects on the wall with rapidity $-\nu_{l+k}$. It has no zero here, however, summing up all possible diagrams ensures that the order of the diagram is one in the $l = k = 0$ case and two otherwise.

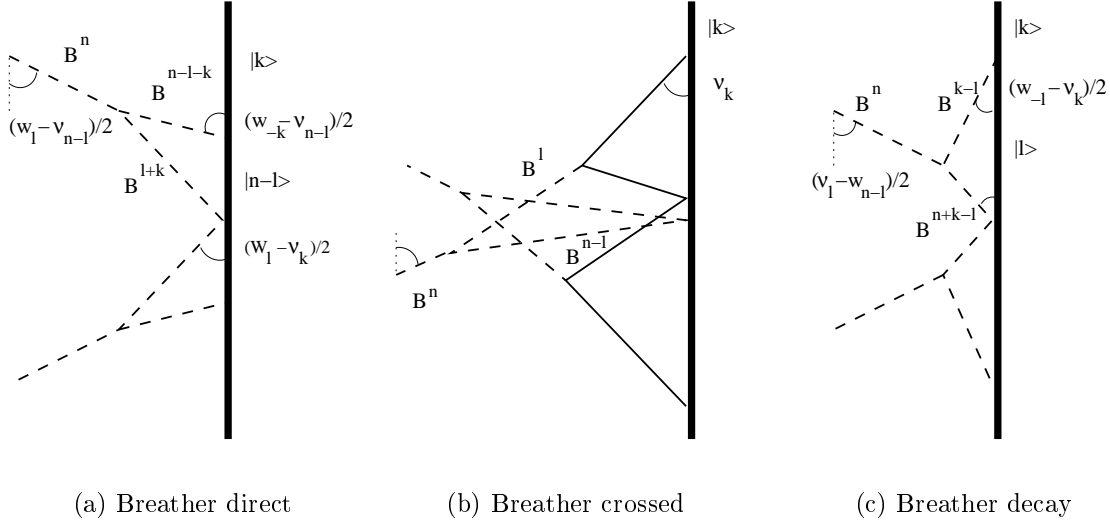


Figure 3.7: Breather diagrams II

Now consider the remaining η -dependent factors of $R_{|k\rangle}^{(n)}(\eta, \vartheta, u)$:

$$S^{(n)}(\bar{\eta}, u) \prod_{l=1}^{\min(n,k)} \left\{ \frac{2\eta}{\pi} - \lambda + n - 2l \right\} = \prod_{l=0}^{k-1} \frac{\left(\frac{\eta}{\lambda\pi} - \frac{1}{2} + \frac{n-2l-1}{2\lambda} \right)}{\left(\frac{\eta}{\lambda\pi} + \frac{1}{2} + \frac{n-2l-1}{2\lambda} \right)} \prod_{l=k+1}^n \frac{\left(\frac{\eta}{\lambda\pi} + \frac{1}{2} + \frac{n-2l-1}{2\lambda} \right)}{\left(\frac{\eta}{\lambda\pi} - \frac{1}{2} + \frac{n-2l+1}{2\lambda} \right)}. \quad (3.12)$$

For $k > n$ the second product on the r.h.s. disappears and the first product contains n factors giving exactly $S^{(n)}(\eta, u)$. In the $k = 0$ case the first product disappears and the second gives $S^{(n)}(\bar{\eta}, u)$. From these two limiting cases we can understand the generic case.

Now we explain the poles of the first product on the r.h.s. of (3.12), which is nothing but the first k factors of $S^{(n)}(\eta, u)$. On the ground state boundary its poles at

$$u = \frac{1}{2}(\nu_l - w_{n-l}) = \frac{\eta}{\lambda} - \frac{\pi}{2} + u_{n-2l+1} \quad ; \quad l = 0, \dots, k-1$$

would correspond to the creation of the state $|l, n-l\rangle$. Now, however, they correspond to the creation of the state $|l, n-l, k\rangle$. In order for this state to exist we need $l < k$, (this is clearly satisfied), and $w_{n-l} > \nu_k$. Alternatively, it is not hard to see that if $w_{n-l} < \nu_k$ then we have diagram 3.7 (c), where under this condition B^{n+k-l} travels towards the wall.

The second product on the r.h.s. of (3.12) has simple poles at (3.10, 3.11) for $l = k, \dots, n-1$. The poles of the form (3.10) correspond to the creation of the state $|k, l-k, n-l+k\rangle$. If this state is not in the spectrum, that is if $\nu_k < w_{l-k}$ then we have diagram 3.7 (a), where B^{l+k} travels towards the wall. For the poles of type (3.11) we have diagram 3.7 (b).

For the state $|k, m\rangle$ the bootstrap equation giving (3.9) generalizes to

$$R_{|k,m\rangle}^{(n)}(\eta, \vartheta, u) = R^{(n)}(\eta, \vartheta, u) b_k^n(\eta, u) b_m^n(\bar{\eta}, u) ,$$

and from this the general expression can be conjectured.

The upshot of this investigation of the pole structure of the breather reflection factors is the realization that the breathers do not create new type of boundary bound states, they merely give an alternative way of jumping between the ones generated by the solitons.

3.8 The general spectrum and the associated reflection factors

From the previous considerations it is clear how to generalize the results. The spectrum of boundary bound states can be parametrized by a sequence of integers $|n_1, n_2, \dots, n_k\rangle$, whenever the

$$\frac{\pi}{2} \geq \nu_{n_1} > w_{n_2} > \nu_{n_3} > \dots \geq 0$$

condition holds. The mass of such a state is

$$m_{|n_1, n_2, \dots, n_k\rangle} = m_{|\rangle}(\eta, \theta) + M \sum_{i \text{ odd}} \cos(\nu_{n_i}) + M \sum_{i \text{ even}} \cos(w_{n_i}) .$$

The reflection factors depend on which sectors we are considering. In the even sector, i.e. when k is even, we have

$$Q_{|n_1, n_2, \dots, n_k\rangle}(\eta, \vartheta, u) = Q(\eta, \vartheta, u) \prod_{i \text{ odd}} a_{n_i}(\eta, u) \prod_{i \text{ even}} a_{n_i}(\bar{\eta}, u) ,$$

and

$$P_{|n_1, n_2, \dots, n_k\rangle}^{\pm}(\eta, \vartheta, u) = P^{\pm}(\eta, \vartheta, u) \prod_{i \text{ odd}} a_{n_i}(\eta, u) \prod_{i \text{ even}} a_{n_i}(\bar{\eta}, u) ,$$

for the solitonic processes and

$$R_{|n_1, n_2, \dots, n_k\rangle}^{(n)}(\eta, \vartheta, u) = R^{(n)}(\eta, \vartheta, u) \prod_{i \text{ odd}} b_{n_i}^n(\eta, u) \prod_{i \text{ even}} b_{n_i}^n(\bar{\eta}, u)$$

for the breather process. In the odd sector, i.e. when k is odd, the same formulae apply if in the ground state reflection factors the $\eta \leftrightarrow \bar{\eta}$ and $s \leftrightarrow \bar{s}$ changes are made.

In order to prove the existence of these states (i.e. the absence of Coleman-Thun diagrams) the proof from [4] can be used in the general case, (see the remark at the end of the next subsection), while a straightforward modification of the proof given for the Neumann boundary [7] applies in the $\eta = \eta_0$ case.

These boundary states have the following creation/annihilation rules:

Initial state	particle	rapidity	final state
$ n_1, \dots, n_{2k}\rangle$	s, \bar{s}	ν_n	$ n_1, \dots, n_{2k}, n\rangle$
$ n_1, \dots, n_{2k-1}\rangle$	s, \bar{s}	w_n	$ n_1, \dots, n_{2k-1}, n\rangle$
$ n_1, \dots, n_{2k}, n_{2k+1}, \dots\rangle$	B^n	$\frac{1}{2}(\nu_l - w_{n-l})$	$ n_1, \dots, n_{2k}, l, n-l, n_{2k+1}, \dots\rangle$
$ n_1, \dots, n_{2k-1}, n_{2k}, \dots\rangle$	B^n	$\frac{1}{2}(w_l - \nu_{n-l})$	$ n_1, \dots, n_{2k-1}, l, n-l, n_{2k}, \dots\rangle$
$ n_1, \dots, n_{2k}, \dots\rangle$	B^n	$\frac{1}{2}(\nu_{-n_{2k}} - w_{n+n_{2k}})$	$ n_1, \dots, n_{2k} + n, \dots\rangle$
$ n_1, \dots, n_{2k-1}, \dots\rangle$	B^n	$\frac{1}{2}(w_{-n_{2k-1}} - \nu_{n+n_{2k-1}})$	$ n_1, \dots, n_{2k-1} + n, \dots\rangle$

The other poles in the reflection factors can be explained exactly in the same way as in the Dirichlet or in the Neumann cases [4, 7].

3.9 Special cases

Let us consider the $\eta = \eta_0$ case. Since now $\eta = \bar{\eta}$ the two types of poles coincide: $\nu_n = w_n = \frac{\pi}{2} - u_{2n}$ thus in the labeling of any state $|n_1, n_2, \dots, n_k\rangle$ we have monotonically increasing sequences of non-negative integer numbers $n_{i+1} > n_i$. Comparing the state $|\rangle$ to $|0\rangle$ we observe that they have the same energy, which is the lowest in the entire spectrum, moreover the reflection factors on them coincide for the breathers and for Q . These states are not the same in general, however, since for the solitonic reflection factors we have the relation

$$P^\pm(\eta_0, \vartheta, u) = P_{|0\rangle}^\mp(\eta_0, \vartheta, u) . \quad (3.13)$$

Thus these two states give two inequivalent vacua of the theory connected by the $s \leftrightarrow \bar{s}$ transformation, which symmetry is then spontaneously broken. Emphasizing this we introduce the following notation $|0\rangle_+ = |\rangle$ and $|0\rangle_- = |0\rangle$. We can also relabel all the states referring to the two sectors as

$$\begin{aligned} |n_1, \dots, n_k\rangle_+ &= \begin{cases} |n_1, \dots, n_k\rangle & \text{if } k \text{ is even} \\ |0, n_1, \dots, n_k\rangle & \text{if } k \text{ is odd} \end{cases} ; \\ |n_1, \dots, n_k\rangle_- &= \begin{cases} |n_1, \dots, n_k\rangle & \text{if } k \text{ is odd} \\ |0, n_1, \dots, n_k\rangle & \text{if } k \text{ is even} \end{cases} ; \end{aligned}$$

where now $n_i > 0$, $\forall i$ hold. The energies of the states $|n_1, \dots, n_k\rangle_+$ and $|n_1, \dots, n_k\rangle_-$ are equal, moreover the soliton/antisoliton reflection factors on them are related by the $s \leftrightarrow \bar{s}$ transformation similarly to eqn.(3.13). The breathers create states only within the sectors, while the solitons (antisolitons) jump between the two sectors. It is interesting that B^n creates the state $|l, n-l\rangle_+$ when it reflects on $|0\rangle_+$ with rapidity u_{n-2l} , for which the process on diagram 3.4 (a) is also present, thus boundary bound state creation and Coleman-Thun diagrams coexist, just like in the case of Neumann boundary condition [7].

The case of the Neumann boundary condition can be obtained from the one investigated above by taking the $\vartheta \rightarrow 0$ limit. In this case the $s \leftrightarrow \bar{s}$ symmetry is not broken ($P^+(\eta_0, 0, u) = P^-(\eta_0, 0, u)$), and we have just one ground state and one sector.

The $\Phi \leftrightarrow -\Phi$ symmetric boundary conditions are realized either by $\eta \equiv 0$ (with ϑ running in its fundamental domain) or by $\vartheta \equiv 0$ (with η in its fundamental domain). In these models the spectrum is the same as in the general case, the only difference is that P^+ and P^- coincide.

The case of the Dirichlet boundary condition, which was analysed in detail in [4], can be obtained by taking the $\vartheta \rightarrow \infty$ limit. As a result Q vanishes, terms containing functions of ϑ disappear and we have

$$P^\pm(\eta, u) = \cos(\eta \pm \lambda u) R_0(u) \frac{\sigma(\eta, u)}{\cos(\eta)} .$$

The consequence of the prefactor $\cos(\eta \pm \lambda u)$ is that now on even walls only solitons can create states while on odd ones only antisolitons. The spectrum of boundary bound states and their masses are exactly the same as in the general case. Since the breather reflection factors have the same pole structure as in the general case, the proof given in [4] for the existence of boundary bound states, and the explanation of the poles of the reflection factors can be adopted straightforwardly to the general case considered in this paper.

4 The UV-IR correspondence

Now we would like to figure out the assignment between the IR parameters (η, ϑ) and the UV parameters (ϕ_0, M_0) . The fundamental range of the IR parameters is $0 \leq \eta \leq \eta_0$, $\vartheta \geq 0$, while that of UV ones is $0 \leq \phi_0 \leq \frac{\pi}{\beta}$, $M_0 \geq 0$. We suppose the absence of anomalies thus the classical symmetries survive at the quantum level. In the first step we consider the special cases, which are at the boundaries of the fundamental domains.

The spontaneously broken \mathbb{Z}_2 symmetric cases can be described by the lines $\eta = \eta_0$ in the IR case and $\phi_0 = \frac{\pi}{\beta}$ in the UV one. The Neumann end of these lines corresponds to $\vartheta = 0$ and $M_0 = 0$, respectively. We also have the unbroken \mathbb{Z}_2 symmetric line $\phi_0 = 0$, $0 \leq M_0 \leq \infty$. In the domain of the IR parameters it may be realized in two parts in accord with the classical behavior in eq.(2.2): on the $\vartheta = 0$ line η is decreasing from its maximal value η_0 (i.e. from the Neumann point) to zero ($M_0 < M_{crit}$), while on the $\eta = 0$ line ϑ is increasing from zero to infinity (Dirichlet) when $M_0 > M_{crit}$. (M_{crit} appearing here may depend on the sine-Gordon coupling $M_{crit} = M_{crit}(\lambda)$, and this dependence is determined by our considerations only in the classical case $M_{crit}(classical) = \frac{4m}{\beta^2}$). In the Dirichlet case, which corresponds to taking the $\vartheta \rightarrow \infty$ or the $M_0 \rightarrow \infty$ limit, the exact relation between the remaining parameters is known [1]:

$$2\eta = (\lambda + 1)\beta\phi_0 .$$

Since the boundary potential is periodic in ϕ_0 with period $\frac{4\pi}{\beta}$ we conjecture that the UV-IR relation contains only functions of the form of $\cos(n\beta\phi_0/2)$ or $\sin(n\beta\phi_0/2)$, or in the simplest case only terms with $n = 1$. We have already seen that the $\eta \leftrightarrow \bar{\eta}$, $s \leftrightarrow \bar{s}$ transformation corresponds to $\Phi \leftrightarrow \frac{2\pi}{\beta} - \Phi$, that is at the level of the Lagrangian either to $M_0 \leftrightarrow -M_0$ or to $\phi_0 \leftrightarrow \frac{2\pi}{\beta} - \phi_0$. Combining these transformation properties with the Dirichlet limit, where η is linearly related to ϕ_0 , we expect that in the UV-IR relation either $\cos(\frac{\eta}{\lambda+1})$ or $\sin(\frac{\eta}{\lambda+1})$ appear. At the IR level we also would like to respect the $\eta \leftrightarrow i\vartheta$ symmetry of the ground state reflection factors. Collecting all the required properties and restricting to the simplest possible case we are lead to the following formula:

$$\begin{aligned} \cos\left(\frac{\eta}{\lambda+1}\right) \cosh\left(\frac{\vartheta}{\lambda+1}\right) &= \frac{M_0}{M_{crit}} \cos\left(\frac{\beta\phi_0}{2}\right) \\ \sin\left(\frac{\eta}{\lambda+1}\right) \sinh\left(\frac{\vartheta}{\lambda+1}\right) &= \frac{M_0}{M_{crit}} \sin\left(\frac{\beta\phi_0}{2}\right) . \end{aligned}$$

It is not difficult to check that these relations define a mapping between the fundamental domains of (η, ϑ) and of (ϕ_0, M_0) , which respects all the special cases. Note that these equations are related to the sinh-Gordon formulae [8], by analytic continuation, and this continuation also gives a definite $M_{crit}(\lambda)$. There are some unpublished results on the sine-Gordon case [9], which also seem to give a similar correspondence. At the moment, however, the relation between the results in [8] and [9] is not entirely clear to us, and needs further clarification.

5 Conclusions

We determined the boundary spectrum for sine-Gordon model with the most general integrable boundary condition, using the bootstrap principle. We found that for the generic case the spectrum is essentially identical to the one corresponding to Dirichlet boundary conditions derived in [4].

For all the poles of the breather and soliton reflection factors we gave either an explanation as a boundary excited state or as a boundary Coleman-Thun type diagram. It must be noted, however, that as there exists no analogue of the Cutkosky rules for field theories with boundaries, the boundary Coleman-Thun mechanism described in [11] at present is at most a reasonable guess which does seem to work systematically in all the cases considered so far. Finding a justification for the boundary rules in terms of a properly formulated perturbative expansion together with a boundary extension of the standard Landau rules for singularities of Feynman diagrams is a challenge for the future.

We also note that for full consistency one must draw all the Coleman-Thun diagrams and prove that their contributions add up to explain the full residue of the given pole in the reflection factors. This is very complicated in general and we have done it only for some simple cases. For explicit examples see our previous paper [7], where we also noted the interesting fact that some poles can only be explained by including contributions from both Coleman-Thun type diagrams and boundary state creation processes, which then fit consistently with other elements of the bootstrap.

Comparing the symmetries of the UV (Lagrangian) and IR (bound state spectrum) description we gave arguments for a conjectured relationship between their parameters. This relationship can be confirmed by TCSA or TBA analysis, and will be discussed in a separate publication [14].

Acknowledgments

G. T. thanks the Hungarian Ministry of Education for a Magyary Postdoctoral Fellowship. This research was supported in part by the Hungarian Ministry of Education under FKFP 0178/1999, 0043/2001 and by the Hungarian National Science Fund (OTKA) T029802/99.

Note added in proof

After this paper was written we received information from P. Dorey that P. Mattsson has already conjectured the same spectrum for sine-Gordon theory. His results were unknown to us at that time, only written down in a PhD thesis submitted to the University of Durham, UK. The full text of the thesis has recently been made available at the Los Alamos preprint archive [15].

References

- [1] S. Ghoshal and A. Zamolodchikov, *Int. J. Mod. Phys.* **A9** (1994) 3841 (hep-th/9306002).
- [2] E.K. Sklyanin, *Funct. Anal. Appl.* **21** (1987) 164.
- [3] S. Ghoshal, *Int. J. Mod. Phys.* **A9** (1994) 4801 (hep-th/9310188).
- [4] P. Mattsson and P. Dorey, *J. Phys.* **A33** (2000) 9065 (hep-th/0008071).
- [5] S. Skorik and H. Saleur, *J. Phys.* **A28** (1995) 6605 (hep-th/9502011).
- [6] H. Saleur, S. Skorik and N.P. Warner, *Nucl. Phys.* **B441** (1995) 421 (hep-th/9408004).
- [7] Z. Bajnok, L. Palla and G. Takács, *Nucl. Phys.* **B614** (2001) 405-448, hep-th/0106069.
- [8] E. Corrigan and A. Taormina, *J. Phys.* **A33** (2000) 8739 (hep-th/0008237), E. Corrigan, hep-th/0010094.
- [9] Al.B. Zamolodchikov, seminar talks.
- [10] S. Coleman and H.J. Thun, *Comm. Math. Phys.* **61** (1978) 31.
- [11] P. Dorey, R. Tateo and G. Watts, *Phys. Lett.* **B448** (1999) 249 (hep-th/9810098).
- [12] A.B. Zamolodchikov and Al.B. Zamolodchikov, *Ann. Phys.* **120** (1979) 253.
- [13] A. Fring and R. Köberle, *Nucl. Phys.* **B421** (1994) 159 (hep-th/9304141).
- [14] Z. Bajnok, L. Palla and G. Takács, to appear.
- [15] P. Mattsson: *Integrable Quantum Field Theories, in the Bulk and with a Boundary*, PhD thesis submitted to University of Durham, September 2000, hep-th/0111261.