

Probing the Earth's interior with the LENA detector

Kathrin A. Hochmuth

*Max-Planck-Institut für Physik (Werner-Heisenberg-Institut), Föhringer Ring 6,
80805 München, Germany*

Franz v. Feilitzsch, Teresa Marrodán Undagoitia, Lothar Oberauer,
Walter Potzel, Michael Wurm

*Technische Universität München, Physik Department E15, James-Franck-Strasse,
85748 Garching, Germany*

Brian D. Fields

*Center for Theoretical Astrophysics, Department of Astronomy, University of Illinois,
Urbana, IL 61801, USA*

ABSTRACT

A future large-volume liquid scintillator detector such as the proposed 50 kton LENA (Low Energy Neutrino Astronomy) detector would provide a high-statistics measurement of terrestrial antineutrinos originating from β -decays of the uranium and thorium chains. Additionally, the neutron is scattered in the forward direction in the detection reaction $\bar{\nu}_e + p \rightarrow n + e^+$. Henceforth, we investigate to what extent LENA can distinguish between certain geophysical models on the basis of the angular dependence of the geoneutrino flux. Our analysis is based on a Monte-Carlo simulation with different levels of light yield, considering an unloaded PXE scintillator. We find that LENA is able to detect deviations from isotropy of the geoneutrino flux with high significance. However, if only the directional information is used, the time required to distinguish between different geophysical models is of the order of several decades. Nonetheless, a high-statistics measurement of the total geoneutrino flux and its spectrum still provides an extremely useful glance at the Earth's interior.

1. Introduction

A future large volume liquid scintillator such as the proposed LENA detector (Oberauer *et al.* 2005) can obtain a high precision measurement of the geoneutrino flux, could deliver new

information about the interior of the Earth, in particular its radiochemical composition, and thus give new insights on Earth and planetary formation.

Besides the geoneutrino measurement LENA will be designed for high-statistics solar neutrino spectroscopy, for spectroscopy of the cosmic diffuse supernova neutrino background, as a detector for the next galactic supernova, and to search for proton decay (Marrodán Undagoitia *et al.* 2005). Present design studies for LENA assume 50 kt of liquid PXE scintillator that would provide a geoneutrino rate of roughly one thousand events per year, if located on the continental crust, from the dominant

$$\bar{\nu}_e + p \rightarrow n + e^+ \tag{1}$$

inverse beta-decay reaction.

While liquid scintillator detectors do not provide direct angular information, indirectly one can retrieve directional information because the final-state neutron is displaced in the forward direction. The offset between the e^+ and the neutron-capture locations can be reconstructed, although with large uncertainties. Therefore, it is natural to study the requirements for a future large-volume liquid scintillator detector to discriminate between different geophysical models of the Earth that differ both by their total neutrino fluxes and their neutrino angular distributions.

Motivated by the current design studies for LENA we will consider a 50 kt detector using a PXE-based scintillator. However, it is difficult to locate the neutron-capture event on protons because a single 2.2 MeV gamma is released that travels on average 22.4 cm before its first Compton interaction. Therefore, the event reconstruction is relatively poor.

For the geoneutrino flux we will consider a continental and an oceanic location. In each case we will use a reference model and exotic cases with an additional strong neutrino source in the Earth’s core.

We begin in Sec. 2 with a discussion of the principle of geoneutrino detection in large-volume scintillator detectors as well as possible scintillator properties. In Sec. 3 we introduce our geophysical models. In Sec. 4 we turn to the main part of our work, a Monte-Carlo study of the discriminating power of the LENA detector between different geophysical models and conclude in Sec. 5.

2. Geoneutrino detection

2.1. Directional information from neutron displacement

In a scintillator detector, geoneutrinos are measured by the inverse beta-decay reaction Eq. (1) with an energy threshold of 1.8 MeV. The cross section is

$$\sigma = 9.52 \times 10^{-44} \text{ cm}^2 \frac{E_+}{\text{MeV}} \frac{p_+}{\text{MeV}} \tag{2}$$

where E_+ is the total energy of the positron and p_+ its momentum. In this equation the recoil energy (Vogel and Beacom 1999) has been neglected, which introduces an error of $\sim 1\%$. The visible energy $E_{\text{vis}} = E_+ + m_e$ always exceeds 1 MeV because the positron annihilates with an electron of the target. By measuring the visible energy one can determine the neutrino energy as $E_\nu \approx E_{\text{vis}} + 0.8$ MeV because the kinetic energy of the neutron is typically around 10 keV and thus negligible. After thermalization the neutron is captured by a nucleus, thus tagging the inverse beta decay reaction.

Kinematics implies that the neutron is scattered roughly in the forward direction with respect to the incoming neutrino (Vogel and Beacom 1999), this being the key ingredient for obtaining directional information. The average displacement between the neutron and positron events is then theoretically found to be about 1.7 cm (Vogel and Beacom 1999).

The reactor experiment CHOOZ, using a Gd-loaded scintillator, has measured an average neutron displacement from the e^+ event of 1.9 ± 0.4 cm (Apollonio *et al.* 1999). However, once the neutron has been thermalized by collisions with protons, it diffuses some distance before being captured so that the actual displacement varies by a large amount for individual events. In a PXE based scintillator the average time interval until capture on a proton is 180 μs , leading to an uncertainty σ of the displacement of about 4 cm for the x-, y- and z-direction (Vogel and Beacom 1999). With Gd loading σ is reduced to approximately 2.4 cm (Vogel and Beacom 1999) because the neutron diffusion time is much shorter, on average about 30 μs (Apollonio *et al.* 1999).

2.2. PXE-based scintillator

One option for the proposed LENA detector is to use a scintillator based on PXE (phenyl-o-xylylethane, $\text{C}_{16}\text{H}_{18}$). PXE has a high light yield, it is non hazardous, has a relatively high flashpoint of 145°C, and a density of 0.985 g/cm³ (Back *et al.* 2004). A possible admixture of dodecane ($\text{C}_{12}\text{H}_{26}$) increases the number of free protons and improves the optical properties. A blend of 20% PXE and 80% dodecane shows a decrease in light yield of about 20% relative to pure PXE, an attenuation length of about 11 m and an increase in the number of free protons by 25% (Wurm 2005).

In this paper we consider a detector with a total volume of about 70×10^3 m³. This could be realized with a cylindrical detector of 100 m length and 30 m diameter. An outer water Cherenkov detector with a width of 2 m acts as a muon veto. In order to shield against external gamma and neutron radiation a fiducial volume of about 42×10^3 m³ with a total number of 2.5×10^{33} free protons as target can be realized using a scintillator mixture as mentioned above with 20% PXE and 80% dodecane. In Monte-Carlo calculations the light yield of events in LENA has been estimated (Marrodán Undagoitia *et al.* 2005). For events in the central detector region the yield N_{pe} , measured in photo-electrons (pe) per MeV energy deposition, can be expressed as $N_{\text{pe}} \approx 400 \text{ pe/MeV} \times c$, where c is the optical coverage which depends on the number and aperture of

the photomultiplier tubes (PMTs). A maximal coverage $c_{\max} \approx 0.75$ can not be exceeded so that we assume the maximal light yield to be around 300 pe/MeV. For instance, the use of 12,000 PMTs with a diameter in aperture of 50 cm would result in an optical coverage of about 30% and a light yield $N_{\text{pe}} \simeq 120$ pe/MeV. This can be obtained either by using PMTs like in the Super-Kamiokande experiment or by smaller PMTs equipped with light concentrators as were developed for the Counting Test Facility (CTF) at the Gran Sasso underground laboratory (Oberauer *et al.* 2004). For events off the axis of the cylinder the light yield would be enhanced. Hence, low-energy spectroscopy even in the sub-MeV region should be possible in LENA.

For a detection of the positron-neutron displacement the ability of the detector to locate the absorption position of both particles is crucial. The experimental reconstruction of both events is possible by analyzing the arrival times and the number of photons in each individual PMT. The position uncertainty depends on the total yield of registered photo-electrons. In the CTF, the measured position uncertainty was around 10 cm in each direction for events with 300 photo-electrons and it was shown that the uncertainty scales with the inverse square-root of that number (Alimonti *et al.* 1998), as the emission time dispersion of the scintillator is considerably shorter than the photon transient time through the detector. For the following discussion we assume, that the scattering length of the scintillator is considerably larger than the radius of the detector cylinder. Therefore, we will use a Gaussian distribution for the uncertainty of the positron event reconstruction with equal width in each direction of

$$\sigma_{e^+} = 10 \text{ cm} \left(\frac{300 \text{ pe/MeV}}{N_{\text{pe}}} \frac{1 \text{ MeV}}{E_{\text{vis}}} \right)^{1/2} \quad (3)$$

where N_{pe} is the light yield and E_{vis} the visible energy released by the positron.

In PXE-based scintillators the neutron is captured by a proton with nearly 100% efficiency within an average time interval of about 180 μs , subsequently emitting a 2.2 MeV gamma. This photon has a mean free path of 22.4 cm before its first Compton scattering so that the event reconstruction is much more uncertain than for the positron event. We have simulated this case by taking into account multiple Compton scatterings of the 2.2 MeV gamma. The position of each gamma emission, representing the position of the neutron capture, is reconstructed by composing the energy-weighted sum of each Compton scattering event, taking into account the instrumental resolution. The distribution of the reconstructed position in each direction follows roughly a Lorentzian form. In Fig. 1 we show the radial distribution of the reconstructed positions of these events for light yields of $N_{\text{pe}} = 50, 300$ and 700 pe/MeV. Increasing the light yield does not significantly narrow the distribution because its width is dominated by the large Compton mean free path of the 2.2 MeV photon. With reduced light yield the position of the maximum as well as the mean value of the distribution shifts towards larger values. This is caused by the increased uncertainty of the instrumental resolution.

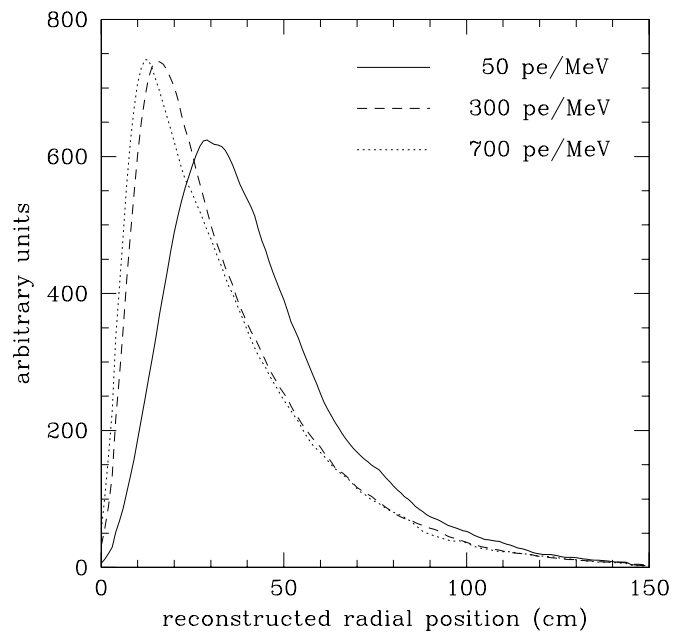


Fig. 1.— Monte-Carlo simulation of the radial distribution of a 2.2 MeV γ -quantum in an unloaded PXE scintillator. The curves are for light yields of $N_{\text{pe}} = 50, 300$ and 700 pe/MeV as indicated.

2.3. Backgrounds

KamLAND has reported 152 events in the energy region relevant for geoneutrinos within a measuring time of 749 days and 3.5×10^{31} target protons. From these events 127 ± 13 are due to background (Araki *et al.* 2005). The most relevant background for the KamLAND site is reactor antineutrinos (80.4 ± 7.2 events). For the LENA detector positioned in the underground laboratory CUPP (Centre for Underground Physics in Pyhäsalmi) in Finland (longitude: $26^\circ 2.709'$ E, latitude: $63^\circ 39.579'$ N, 1450 m of rock (4060 m.w.e.)) this background would be reduced by a factor $\simeq 12$, as the site is far away from reactors. Hence we expect for LENA at CUPP a reactor background rate of about 687 events per year in the relevant energy window from 1.8 MeV to 3.5 MeV. Assuming a reactor run time of 100% this rate would increase by 15% to 790 events. This background can be subtracted statistically using the information on the entire reactor neutrino spectrum up to $\simeq 8$ MeV.

Another important background for KamLAND is induced by radio impurities. A large concentration of the long-lived isotope ^{210}Pb is present in the KamLAND scintillator. In the decay chain of ^{210}Pb the α -emitting isotope ^{210}Po is present. Thus the reaction $^{13}\text{C}(\alpha, n)^{16}\text{O}$ can occur, mimicking the signature of geoneutrinos due to neutron scattering on protons and the subsequent neutron capture. The number of these background events in KamLAND is estimated to be 42 ± 11 (Araki *et al.* 2005). However, with an enhanced radiopurity of the scintillator, the background can be significantly reduced. Taking the radio purity levels of the CTF detector, where a ^{210}Po activity of $35 \pm 12/\text{m}^3\text{d}$ in PXE has been observed (Back *et al.* 2004), this background would be reduced by a factor of about 150 compared to KamLAND and would account for less than 10 events per year in the LENA detector.

An additional background that imitates the geoneutrino signal is due to ^9Li , which is produced by cosmic muons in spallation reactions with ^{12}C and decays in a β -neutron cascade. Only a small part of the ^9Li decays falls into the energy window which is relevant for geoneutrinos. KamLAND estimates this background to be 0.30 ± 0.05 (Araki *et al.* 2005). At CUPP the muon reaction rate would be reduced by a factor $\simeq 10$ due to better shielding and this background rate should be at the negligible level of $\simeq 1$ event per year in LENA.

3. Models of the Earth

In order to obtain realistic Earth models we use the Bulk Silicate Earth model (McDonough and Sun 1995) abundances for radioactive elements, particularly the reference values derived by (Mantovani *et al.* 2003), and follow the discussion in (Fields and Hochmuth 2004) to generate angle dependent flux spectra. For an experiment located on a continent we have assumed a thickness of 50 km for the crust, implying a total neutrino flux in our Reference Model of $4.2 \times 10^6 \text{ cm}^{-2} \text{ sec}^{-1}$ from uranium and $4.1 \times 10^6 \text{ cm}^{-2} \text{ sec}^{-1}$ from thorium decays. For an oceanic site we have chosen the crust to be rather thick (50 km), but not included any sediments. If one wanted to determine

the mantle contribution, the oceanic crust would be a background to the measurement so that the assumption of a thick oceanic crust is conservative. The neutrino fluxes in this case are $1.25 \times 10^6 \text{ cm}^{-2} \text{ sec}^{-1}$ from uranium and $0.88 \times 10^6 \text{ cm}^{-2} \text{ sec}^{-1}$ from thorium decays.

Besides our reference model we get inspiration from the discussions on additional radioactivity in the core (Herndon 1993; Herndon 2003; Labrosse *et al.* 2001) and consider two highly speculative models:

- (A) Fully radiogenic model with additional uranium and thorium in the core, accounting for 20 TW additional heat production. (Integrated neutrino flux increase of about 32% relative to the reference model in a continental location, and 116% in an oceanic location.)
- (B) Same as (A) except with 10 TW in the core. (Flux increase of 16% and 58%, respectively.)

To obtain the event rate neutrino flavor oscillations have to be accounted for by including a global $\bar{\nu}_e$ survival-probability factor of 0.57 as measured by KamLAND (Araki *et al.* 2004). Matter effects for oscillations are not important because of the small geoneutrino energies. Moreover, for geoneutrino energies of 1.8–3.2 MeV and $\Delta m^2 = 7.9 \times 10^{-5} \text{ eV}^2$ the vacuum oscillation length is 57–101 km. Including distance and energy dependent survival probabilities is a negligible correction to a global reduction factor (Fiorentini *et al.* 2003). The annual event rates corresponding to our models, including the reduction factor, are shown in Table 1 for a 50 kton detector with a fiducial volume corresponding to 2.5×10^{33} protons.

Up to now we have assumed that the exotic heat source in the Earth’s core is caused by uranium and thorium decays, i.e. the neutrino spectrum from this additional source was taken to be identical with the geoneutrino spectrum from the crust and mantle. However, the possibility of a natural reactor in the Earth’s core (“georeactor”) has been discussed in the literature (Herndon 1993; Herndon 2003). In this case the neutrino flux could be similar to that from an ordinary power reactor with energies reaching up to about 8 MeV. With this assumption the total georeactor neutrino flux can be estimated to be $\Phi_\nu \simeq 1.9 \times 10^{23} \text{ s}^{-1}$ for a thermal power of 1 TW. Taking into account neutrino oscillations, the distance to the center of the Earth, and the detection cross section we calculate an event rate of about $210 \text{ y}^{-1} \text{ TW}^{-1}$ in LENA. At Pyhäsalmi one would observe about 2,200 events per year due to neutrinos from nuclear power plants. Assuming a systematic uncertainty for the neutrino flux from the power plants of 6.5%, as suggested in

Table 1: Annual event rates for 2.5×10^{33} target protons. Flavor oscillations have been included with a global reduction factor of 0.57.

Model	Continental Crust	Oceanic Crust
Reference Model	1.02×10^3	0.29×10^3
(A) 20 TW core	1.35×10^3	0.62×10^3
(B) 10 TW core	1.19×10^3	0.45×10^3

(Araki *et al.* 2004), we conclude that LENA will be able to identify a georeactor of ≥ 2 TW after one year of measurement with a 3σ significance.

4. Monte-Carlo Study

To study the power of directional discrimination of a large liquid-scintillator detector we have performed a Monte-Carlo simulation of a large number of geoneutrino events and the corresponding directional reconstruction. We have assumed that the detector response is independent of the event location, i.e. only the spatial separation between the event $\bar{\nu}_e + p \rightarrow n + e^+$ and the location of neutron capture is relevant. However, as pointed out in Sec. 2, we consider a position resolution of point-like events located at the central axis of the detector. We have assumed that, on average, the neutron capture point is displaced by 1.9 cm in the forward direction relative to the e^+ event in agreement with the CHOOZ measurement (Apollonio *et al.* 2003). Moreover, we have assumed that neutron diffusion before capture causes a Gaussian distribution around this mean value with a width $\sigma_x = \sigma_y = \sigma_z = 4.0$ cm for an unloaded PXE-based scintillator as described in Sec. 2.

In addition to this distribution, the main uncertainty originates from the reconstruction of both events. For the positron event we have assumed that the reconstructed location follows a Gaussian distribution with a width given by Eq. (3). The actual spread of relevant visible energies is small so that we have always used $E_{\text{vis}} = 1.4$ MeV as a typical value. For an unloaded scintillator, the reconstruction of the neutron event introduces an even larger uncertainty; we have used a distribution as in Fig. 1 appropriate for the given light yield.

We conclude that, given the relatively poor angular reconstruction capability of scintillator detectors, the only angular-distribution information that can be extracted is the slope of the geoneutrino distributions. Put another way, one can extract the total event rate and the dipole contribution of the angular distribution, whereas a determination of higher multipoles is unrealistic. Therefore, we write the reconstructed zenith-angle distribution in the form

$$\frac{d\dot{N}}{d\cos\theta} = \dot{N} \left(\frac{1}{2} + p \cos\theta \right) \quad (4)$$

where the event rate \dot{N} and the coefficient p are the two numbers that characterize a given configuration of geophysical model and detector type.

The event rates for 2.5×10^{33} target protons and different geophysical models have already been reported in Tab. 1. What remains to be determined by means of a Monte-Carlo simulation are the corresponding coefficients p and their uncertainty. In Tab. 2 we show the results for p for different cases, always assuming a light yield of 300 pe/MeV. The uncertainty σ_p of the measured p value scales with the inverse square root of the number of events N so that $s_p = \sigma_p \sqrt{N}$ is a quantity independent of N . The value of s_p can be derived analytically for $p = 0$, yielding

$$s_p = \frac{\sqrt{3}}{2} = 0.866, \quad (5)$$

which is valid for all $p \ll 1$. We have checked with our Monte Carlo that Eq. (5) indeed applies to all p values of interest to us.

The number of events it takes to distinguish at the 1σ level between an isotropic event distribution ($p = 0$) and the actual coefficient is given by $N_{1\sigma} = (s_p/p)^2 = (3/4)p^{-2}$. For our reference model at a continental site we find $N_{1\sigma} \approx 500$ events, for an oceanic site about 200 events. In order to distinguish a geophysical model i from model j at the 1σ level, the required number of events is

$$N_{1\sigma} = \frac{2s_p^2}{(p_i - p_j)^2} = \frac{3}{2} \frac{1}{(p_i - p_j)^2}. \quad (6)$$

A detection at the $n\sigma$ level requires n^2 times more events.

In the same way as for Tab. 2 we have calculated the slope p for different light yields of the scintillator and have determined the number of events it takes to distinguish each of the exotic models from the reference case. In Fig. 2 we display $N_{1\sigma}$ for these cases and for both the continental- and oceanic-crust situation as a function of the light yield N_{pe} .

Of course, the time required to achieve this discriminating power depends on the detector size. For our fiducial volume with 2.5×10^{33} target protons as in LENA one needs to scale with the event rates shown in Tab. 1. In a continental-crust location, all models produce an event rate of roughly 1000 events per year, in full agreement with the KamLAND measurement (Araki *et al.* 2005). Therefore, even with optimistic assumptions a 50 kt detector would need several decades for distinguishing in a meaningful way between different geophysical models on the basis of the angular event distribution. Moreover, detector backgrounds should be included in a realistic assessment.

Table 2: Coefficient p for the reconstructed zenith-angle distribution for different Earth models and different detector types, always assuming a light yield of 300 pe/MeV.

Model	Coefficient p for scintillator detectors
Continental Crust	
Reference Model	0.0283
(A) 20 TW core	0.0377
(B) 10 TW core	0.0333
Oceanic Crust	
Reference Model	0.0468
(A) 20 TW core	0.0597
(B) 10 TW core	0.0560

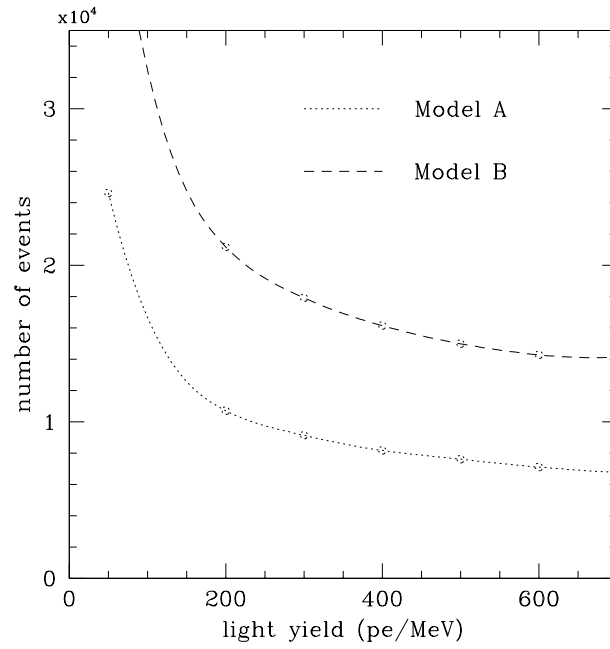
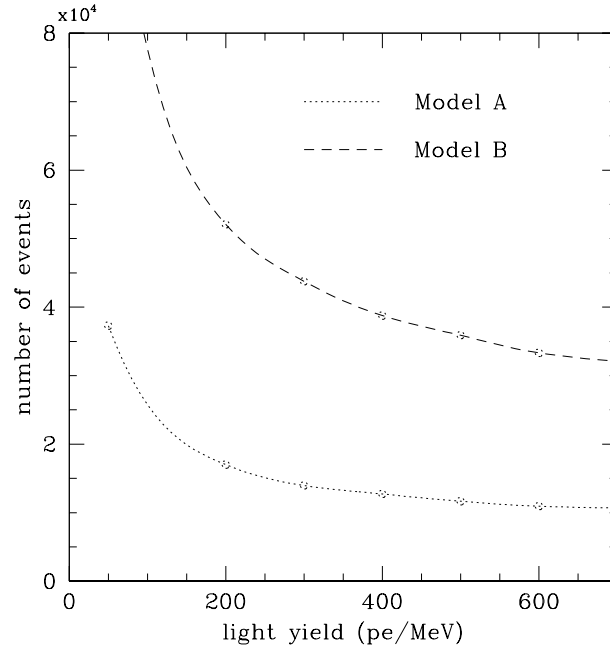


Fig. 2.— Number of events needed to distinguish between models A, B and the continental-crust reference model at 1σ significance. The points correspond to the values calculated with the Monte Carlo. *Upper panel:* Continental Crust. *Lower panel:* Oceanic Crust

5. Conclusions

A future large-volume scintillator detector such as the proposed 50 kt LENA would provide a high-statistics measurement of the geoneutrino flux. The event rate would depend strongly on the detector location, notably on whether an oceanic site such as Hawaii is chosen where a reference event rate of about 300 per year (50 kt scintillator) is expected or a continental site such as the Pyhäsalmi mine in Finland where the reference rate would be about 1000 per year. Therefore, the total geoneutrino flux could be measured with high significance and would allow one to distinguish between different Earth models.

The forward displacement of the neutron in the inverse beta decay detection reaction provides directional information on the geoneutrino flux. We have studied if this effect can be used to distinguish between different geophysical models, notably if one could diagnose a strong exotic energy source in the Earth’s core under the assumption that its neutrino spectrum is identical with that emitted by the crust and mantle. While a deviation from an isotropic flux can be ascertained with high significance, we find that a 50 kt detector is too small to distinguish between different geophysical models on the basis of the directional information alone, except perhaps for extreme cases and optimistic assumptions about the detector performance.

In our study we have only used the neutrino flux from the Earth, ignoring the contribution from power reactors because it depends strongly on location. For example, in Pyhäsalmi the neutrino flux from power reactors adds roughly 60% to the counting rate in the energy window relevant for geoneutrinos. This contribution is not negligible, but it does not change our overall conclusions.

We have also estimated the sensitivity of a LENA- type detector for determining a hypothetical georeactor in the Earth’s core. As a possible location the CUPP underground laboratory in Pyhäsalmi (Finland) was chosen and the background due to nuclear power plants was calculated. At CUPP a 2 TW georeactor could be identified at a statistical level of 3σ after only one year of measurement.

In summary, large-volume scintillator detectors of the next generation will be extremely useful to study the interior of the Earth in the “light of neutrinos.” However, the prime information will be the total geoneutrino flux and its spectrum. It would be extremely challenging to use the directional information alone to distinguish between different geophysical models.

We thank E. Lisi for crucial discussions of an earlier version of this paper. Partial support by the Maier-Leibnitz-Laboratorium (Garching), the Virtual Institute for Dark Matter and Neutrinos (VIDMAN, HGF), the Deutsche Forschungsgemeinschaft under Grant No. SFB-375 and the European Union under the ILIAS project, contract No. RII3-CT-2004-506222, is acknowledged.

REFERENCES

- Alimonti G. *et al.* (1998) [Borexino Collaboration], “A large-scale low-background liquid scintillation detector: The Counting Test Facility at Gran Sasso”, Nucl. Instrum. Meth. A **406** (1998) 411.
- Apollonio M. *et al.* [CHOOZ Collaboration] (1999), “Determination of neutrino incoming direction in the CHOOZ experiment and its application to supernova explosion location by scintillator detectors,” Phys. Rev. D **61**, 012001 (2000) [arXiv:hep-ex/9906011].
- Apollonio M. *et al.* (2003), “Search for neutrino oscillations on a long base-line at the CHOOZ nuclear power station,” Eur. Phys. J. C **27**, 331 [arXiv:hep-ex/0301017].
- Araki T. *et al.* [KamLAND Collaboration] (2004), “Measurement of neutrino oscillation with KamLAND: Evidence of spectral distortion,” Phys. Rev. Lett. **94**, 081801 [arXiv:hep-ex/0406035].
- Araki T. *et al.* (2005), “Experimental investigation of geologically produced antineutrinos with KamLAND,” Nature **436** 499.
- Back H. O. *et al.* [Borexino Collaboration] (2004), “Phenylxylylethane (PXE): A high-density, high-flashpoint organic liquid scintillator for applications in low-energy particle and astrophysics experiments,” arXiv:physics/0408032.
- Fields B. D. and Hochmuth K. A. (2004), “Imaging the earth’s interior: The angular distribution of terrestrial neutrinos,” arXiv:hep-ph/0406001, accepted for publication in Earth, Moon and Planets
- Fiorentini G. , Lasserre T. , Lissia M. , Ricci B. and Schonert S. (2003), “KamLAND, terrestrial heat sources and neutrino oscillations,” Phys. Lett. B **558**, 15 [arXiv:hep-ph/0301042].
- Herndon J .M. (1993), J. Geomagn. Geoelectr. 45, 423
- Herndon J. M. (2003), “Nuclear Georeactor Origin of Oceanic Basalt He3/He4, Evidence, and Implications,” PNAS, March 18 , Vol. 100, No. 6, pp. 3047-3050
- Labrosse S. *et al.* (2001), Earth Planet. Sci. Lett. 190, 111
- Mantovani F. , Carmignani L. , Fiorentini G. and Lissia M. (2003), “Antineutrinos from the earth: The reference model and its uncertainties,” Phys. Rev. D **69**, 013001 [arXiv:hep-ph/0309013].
- McDonough W. F. and Sun S. -s. (1995), ”The composition of the Earth”, Chem. Geol. 120, 223
- Oberauer L. , von Feilitzsch F. and Potzel W. (2005), “A large liquid scintillator detector for low-energy neutrino astronomy,” Nucl. Phys. Proc. Suppl. **138** 108.

Oberauer L. , Grieb C. ,von Feilitzsch F. ,Manno I. (2004), “Light concentrators for Borexino and CTF,” Nucl. Instrum. Meth. A **530** 453 [arXiv:physics/0310076].

Vogel P. and Beacom J. F. (1999), “The angular distribution of the neutron inverse beta decay, anti- ν /e + p \rightarrow e+ + n,” Phys. Rev. D **60** 053003 [arXiv:hep-ph/9903554].

Marrodán Undagoitia T. *et al.* (2005), “Search For The Proton Decay P \rightarrow K+ Anti-Nu In The Large Liquid Scintillator Low Energy Neutrino Astronomy Detector LENA,” Phys. Rev. D **72**, 075014 (2005) [arXiv:hep-ph/0511230].

Wurm M. (2005), “Untersuchungen zu den optischen Eigenschaften eines Flüssigszintillators und zum Nachweis von Supernovae Relic Neutrinos mit LENA”, Diploma thesis, TU München, Germany (2005).