

New nonperturbative approach to the Debye mass in hot QCD

N. O. Agasian* and Yu. A. Simonov†

State Research Center

Institute of Theoretical and Experimental Physics

117218 Moscow, Russia

Abstract

The Debye mass m_D is computed nonperturbatively in the deconfined phase of QCD, where chromomagnetic confinement is known to be present. The latter defines m_D to be $m_D = c_D \sqrt{\sigma_s}$, where $c_D \cong 2.06$ and $\sigma_s = \sigma_s(T)$ is the spatial string tension. The resulting magnitude of $m_D(T)$ and temperature dependence are in good agreement with lattice calculations. Background perturbation theory expansion for $m_D(T)$ is discussed in comparison to standard perturbative results and recent gauge-invariant definitions.

PACS:11.10.Wx,12.38.Mh,11.15.Ha,12.38.Gc

1 Introduction

The screening of electric fields in QCD was originally considered in analogy to QED plasma, where the Debye screening mass was well understood [1], and the perturbative leading order (LO) result for QCD was obtained long ago [2], $m_D^{(LO)} = \left(\frac{N_c}{3} + \frac{N_f}{6}\right)^{1/2} gT$. For not very large T , however, the purely perturbative expansion is not reliable, and attempts have been made to use the effective $3d$ theory [3, 4, 5, 6] to define the Debye mass m_D through the coefficients, which are to be determined nonperturbatively [7]. In doing so one obtains a series [7], with the leading term of the same form as $m_D^{(LO)}$.

The lattice calculations of $m_D(T)$ have been made repeatedly [8]-[15], and recently $m_D(T)$ was computed on the lattice for $N_f = 0, 2$ [13, 14] using the free-energy asymptotics

$$\delta F_1(r, T) \equiv F_1(r, T) - F_1(\infty, T) \approx -\frac{4}{3} \frac{\alpha_s(T)}{r} e^{-m_D(T)r}, \quad (1)$$

*e-mail: agasian@itep.ru

†e-mail: simonov@itep.ru

where $F_1(r, T)$ was found from color singlet Polyakov loop correlator. A comparison of lattice defined $m_D(T)$ with $m_D^{(\text{LO})}$ made in [15] in the interval from T_c up to temperatures about $5.5T_c$ shows that one requires a multiplicative coefficient $A_{N_f=0} = 1.51$, $A_{N_f=2} = 1.42$. A difficulty of the perturbative approach is that the gauge-invariant definition of the one-gluon Debye mass is not available. The purpose of our paper is to provide a gauge-invariant and a nonperturbative method, which allows to obtain Debye masses in a rather simple analytic calculational scheme. In what follows we use the basically nonperturbative approach of Field Correlator Method (FCM) [16]-[22] and Background Perturbation Theory (BPTh) for nonzero T [23, 24, 25] to calculate $m_D(T)$ in a series, where the first and dominant term is purely nonperturbative,

$$m_D(T) = M_0 + \text{BPTh series.} \quad (2)$$

Here M_0 is the gluelump mass due to chromomagnetic confinement in 3d, which is computed to be $M_0 = c_D \sqrt{\sigma_s}$, with $\sigma_s(T)$ being the spatial string tension and $c_D \simeq 2.06$ for $N_c = 3$. The latter is simply expressed in FCM through chromomagnetic correlator [19], and can be found either from lattice measurements of the correlator itself as in [21], or from the 3d effective theory [3]-[7], $\sqrt{\sigma_s} = c_\sigma g^2(T)T$, or else from the lattice data [26]. Therefore $M_0(T)$ is predicted for all T and can be compared with lattice data [13, 14, 15], see Fig. 2.

We note, that $m_D(T)$ is defined here as the screening mass in the static $Q\bar{Q}$ potential V_1 , which can be expressed through the gauge-invariant correlator of chromomagnetic and chromoelectric fields [21, 27, 28]. The screened Coulomb part of the potential V_1 coincides with the singlet free energy $F_1(r, T)$ at the leading order [29], and in what follows we shall consider also the leading order in BPTh, where the static potential $V_1(r)$ has a term of the same form as the r.h.s. of Eq. (1).

The paper is organized as follows. In section 2 the nonperturbative part and the perturbative BPTh series for the thermal Wilson loop are defined, and the gluelump Greens function is identified, using the path-integral formalism. In section 3 an effective Hamiltonian is derived and the first terms of expansion (2) are obtained for $m_D(T)$ computed through the spatial string tension $\sigma_s(T)$. In section 4 a comparison is made of $m_D(T)$ with lattice data and other approaches. Section 5 is devoted to a short summary of results and outlook.

2 Background Perturbation Theory for the thermal Wilson loop

It is well known that the introduction of the temperature for the quantum field system in thermodynamic equilibrium is equivalent to compactification along the euclidean "time" component x_4 with the radius $\beta = 1/T$ and imposing the periodic boundary conditions (PBC) for boson fields (anti-periodic for fermion ones). Thermal vacuum averages are defined in a standard way

$$\langle \dots \rangle = \frac{1}{Z_\beta} \int_{\text{PBC}} [DA] \dots e^{-S_\beta[A]}, \quad (3)$$

where partition function is

$$Z_\beta = \int_{\text{PBC}} [DA] e^{-S_\beta[A]}, \quad S_\beta = \int_0^\beta dx_4 \int d^3x L_{YM}. \quad (4)$$

One starts as in [28] and [30] with the correlator of Polyakov loops $\langle L(0)L^+(\mathbf{r}) \rangle$

$$L(\mathbf{x}) \equiv \frac{1}{N_c} \text{tr} P \exp(ig \int_0^\beta A_4(\mathbf{x}, x_4) dx_4),$$

and obtains (cf. [30]).

$$\langle L(0)L^+(\mathbf{r}) \rangle = \frac{1}{N_c^2} \exp(-\beta F_1(r, \beta)) + \frac{N_c^2 - 1}{N_c^2} \exp(-\beta F_8(r, \beta)). \quad (5)$$

As it is explained in the Appendix in [27] the representation (5) can be obtained from two Polyakov loops by identical deformation of contours with tentacles meeting at some intermediate point and subsequent merging of contour into one Wilson loop using completeness relation at the meeting point $\delta_{\alpha_1\beta_1}\delta_{\alpha_2\beta_2} = \frac{1}{N_c}\delta_{\alpha_1\beta_2}\delta_{\alpha_2\beta_1} + 2t_{\beta_2\alpha_1}^a t_{\beta_1\alpha_2}^a$, the first term contributing to the free energy F_1 of the static $Q\bar{Q}$ -pair in the singlet color state, the second to the octet free energy F_8 . Accordingly one ends for F_1 with the thermal Wilson loop of time extension $\beta = 1/T$ and space extension r ,

$$\exp(-\beta F_1(r, \beta)) = \langle W(r, \beta) \rangle = \frac{1}{N_c} \langle \text{tr} P \exp(ig \int_C A_\mu dz_\mu) \rangle. \quad (6)$$

Note, that in contrast to the case of the zero-temperature Wilson loop, the averaging in (6) is done with PBC applied to A_μ , as in (3), (4).

Eq.(6) is the basis of our approach. In what follows we shall calculate however not F_1 , which contains all tower of excited states over the ground state of heavy quarks $Q\bar{Q}$, but rather the static potential $V_1(r, T)$, corresponding to this ground state, for more details see [27].

Separating, as in BPTh [23] the field A_μ into NP background B_μ and valence gluon field a_μ ,

$$A_\mu = B_\mu + a_\mu \quad (7)$$

one can assign gauge transformations as follows

$$B_\mu \rightarrow U^+(B_\mu + \frac{i}{g}\partial_\mu)U, \quad a_\mu \rightarrow U^+a_\mu U. \quad (8)$$

As a next step one inserts (7) into (6) and expands in powers of ga_μ , which gives

$$\langle W(r, \beta) \rangle = \langle W^{(0)}(r, \beta) \rangle_B + \langle W^{(2)}(r, \beta) \rangle_{B,a} + \dots, \quad (9)$$

where according to [23] one can write $\langle \Gamma \rangle_A = \langle \langle \Gamma \rangle_a \rangle_B$, and $\langle W^{(2)} \rangle$ can be written as

$$\langle W^{(2)} \rangle_{B,a} = \frac{(ig)^2}{N_c} \int \langle \text{tr} P \Phi(\prod_{xy} \langle a_\mu(x) a_\nu(y) \rangle_a \Phi(\prod_{xy}^{xy}) \rangle_B dx_\mu dy_\nu. \quad (10)$$

Here $\Phi(\prod)$ and $\Phi(\prod)$ are parallel transporters along the pieces of the original Wilson loop $W(r, \beta)$, which result from the dissection of the Wilson loop at points x and y , see Fig.1. Thus the Wilson loop $W^{(2)}(r, \beta)$ is the standard loop $W^{(0)}(r, \beta)$ augmented by the adjoint line connecting points x and y . It is easy to see using (8), that this construction is gauge invariant.

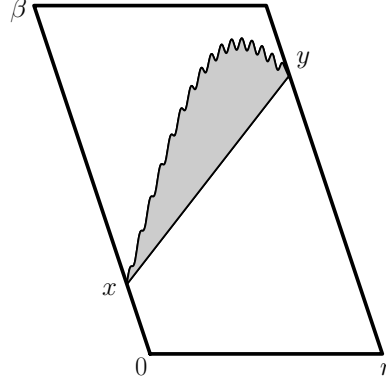


Figure 1: The gluon trajectory (wavy line) and the adjoint surface S^H_{gl} (dark region) attached to the thermal Wilson loop.

For OGE propagator one can write the path integral Fock-Feynman-Schwinger (FFS) representation for nonzero T as in [23]

$$G_{\mu\nu}(x, y) = \langle a_\mu(x) a_\nu(y) \rangle_a =$$

$$= \int_0^\infty ds \int (D^4 z)_{xy}^w \exp(-K) \Phi^{adj}(C_{xy}) \left(P_F \exp(2ig \int_0^s F_{\sigma\rho}(z(\tau)) d\tau) \right)_{\mu\nu}, \quad (11)$$

$$\Phi^{adj}(C_{xy}) = P \exp(ig \int_{C_{xy}} B_\mu dz_\mu),$$

where the open contour C_{xy} runs along the integration path in (11) from the point x to the point y as shown Fig.1, and $K = \frac{1}{4} \int_0^s (\dot{z}_\mu)^2 d\tau$. The path integration measure $(D^4 z)_{xy}^w$ is given by

$$(D^4 z)_{xy}^w = \prod_{k=1}^N \frac{d^4 \Delta z(k)}{(4\pi\varepsilon)^2} \int \frac{d^4 p}{(2\pi)^4} \sum_{n=-\infty}^{+\infty} \exp \left(ip_\mu \left(\sum_{k=1}^N \Delta z_\mu(k) - (x - y)_\mu - n\beta\delta_{\mu 4} \right) \right) \quad (12)$$

with $N\varepsilon = s$ and $\Delta z_\mu(k) = z_\mu(k) - z_\mu(k-1)$. Thus, $(D^4 z)_{xy}^w$ is a path integration with boundary conditions $z_\mu(\tau=0) = x_\mu$ and $z_\mu(\tau=s) = y_\mu$ (this is marked by the subscript xy) and with all possible windings in the Euclidean temporal direction (this is marked by the superscript w).

We must now average over B_μ the geometrical construction obtained by inserting (11) into (10), i.e.

$$\langle \Phi(\prod_{xy}) \Phi^{adj}(C_{xy}) \Phi(\prod_{xy}) \rangle_B \equiv \langle W_{xy}(r, \beta) \rangle_B. \quad (13)$$

One can apply to (10) the nonabelian Stokes theorem, and to this end one has to fix the surface bounded by the rectangular r, β with the adjoint line passing on the surface. The standard prescription of the minimal surface valid for the fixed boundary contours, in our case when chromoelectric confinement is missing and only spatial projections of the surface enter, leads to the deformation of the original plane surface due to gluon propagation, consisting of this original surface plus the additional adjoint surface S_{gl}^H connecting gluon trajectory with its projection on the plane (r, β) , see Fig.1, where this projection is simplified to be the straight line. The nonabelian Stokes theorem yields the area law [16, 17] for distances $r \gg \lambda_g$, λ_g – gluon correlation length, $\lambda_g \sim 0.2$ fm

$$\langle W_{xy}(r, \beta) \rangle_B = \exp(-\sigma^E S_{\text{plane}}) \exp(-\sigma_{adj}^E S_{gl}^E - \sigma_{adj}^H S_{gl}^H), \quad (14)$$

where $S_{gl}^{E,H}$ are projections of gluon-deformed piece of surface S_{gl} into time-like, space-like surfaces respectively.

For $T > T_c$ one has $\sigma^E \equiv 0$ and one obtains exactly the form containing the gluelump Green's function

$$\langle W^{(2)} \rangle_{B,a} = (ig)^2 C_2(f) \int_0^\beta dx_4 \int_0^\beta dy_4 G_{44}(r, t_4), \quad (15)$$

where $t_4 \equiv x_4 - y_4$, $C_2(f) = (N_c^2 - 1)/2N_c$ and $G_{44}(r, t_4)$ is

$$G_{44}(r, t_4) = \int_0^\infty ds \int (D^4 z)_{xy}^w \exp(-K) \exp(-\sigma_{adj}^H S_{gl}^H). \quad (16)$$

In (16) we have neglected the last exponent on the r.h.s. of (11), which produces spin-dependent terms found small in [31], for more discussion see Appendix 4 of [32].

Thus the gluon Green's function in the confined phase becomes a gluelump Green's function, where the adjoint source trajectory is the projection of the gluon trajectory on the Wilson loop plane.

Now in the deconfined phase, $T \geq T_c$, where, magnetic confinement takes place in spatial coordinates, so that one can factorize as follows ($G_{\mu\nu}(x, y) \equiv \delta_{\mu\nu} G(x, y)$)

$$G(x, y) = \int_0^\infty ds \int (Dz_4)_{x_4 y_4}^w (Dz_3)_{x_3 y_3} G^{(2)}(0, 0; s) \exp\left(-\frac{1}{4} \int_0^s (\dot{z}_3^2 + \dot{z}_4^2) d\tau\right), \quad (17)$$

where $G^{(2)}(0, 0; s)$ is the 2d Green's function with s playing the role of time and interaction given by the area law term, $\exp(-\sigma_{adj}^H S_{gl}^H)$. Here S_{gl}^H is the Nambu-Goto expression

$$S_{gl}^H = \int_0^s d\tau \int_0^1 d\beta \sqrt{\dot{w}_i^2 w_k'^2 - (\dot{w}_i w_i')^2}, \quad (18)$$

and $w_i = z_i(\tau)\beta$, $i = 1, 2$, $w_i' = \frac{\partial w_i}{\partial \beta}$, $\dot{w}_i = \frac{\partial w_i}{\partial \tau}$.

In (17) one can specify coordinates in such a way, that $x_4 = 0, y_4 = t_4, x_3 = 0, y_3 = r$ and $x_{1,2} = y_{1,2}$.

For $G^{(2)}$ one can write

$$G^{(2)}(0, 0; s) = \int (Dz_1)_{00} (Dz_2)_{00} \exp \left(-\frac{1}{4} \int_0^s (\dot{z}_1^2 + \dot{z}_2^2) d\tau - \sigma_{adj}^H S_{gl}^H \right). \quad (19)$$

The path integral (19) can be expressed through the Hamiltonian $H^{(2)}$, which is obtained from the Euclidean action

$$A = \int_0^s d\tau \mathcal{L}(z_i, \dot{z}_i) = \frac{1}{4} \int_0^s (\dot{z}_1^2 + \dot{z}_2^2) d\tau + \sigma_{adj}^H S_{gl}^H \quad (20)$$

$$G^{(2)}(x, y; s) = \langle x | \exp(-H^{(2)}s) | y \rangle \quad (21)$$

It is easy to derive, that $G^{(2)}(0, 0; s) \equiv G^{(2)}(s)$ behaves at small and large s as

$$G^{(2)}(s \rightarrow 0) \propto \frac{1}{4\pi s}; \quad G^{(2)}(s \rightarrow \infty) \propto M_0^2 \exp(-M_0^2 s), \quad (22)$$

where M_0^2 is the lowest mass eigenvalue of $H^{(2)}$. As an explicit example one can consider a rather realistic case when interaction term $\sigma_{adj}^H S_{gl}^H$ in (19) is replaced by the oscillator term

$$\sigma_{adj}^H S_{gl}^H \rightarrow \frac{1}{4} \int_0^s d\tau \bar{\omega}^2 z_i^2(\tau)$$

and one obtains

$$G_{osc}^{(2)}(s) = \frac{\bar{\omega}}{4\pi \sinh \bar{\omega} s}, \quad \bar{\omega} = M_0^2 \quad (23)$$

One can see that asymptotic behaviour (22) is satisfied provided that $\bar{\omega} = M_0^2$. On the other hand, the eigenvalues of $H^{(2)}$ (when the role of time is played by s), M_n^2 can be expressed through \tilde{M}_n^2 , where \tilde{M}_n are eigenvalues of gluelump Hamiltonian $\tilde{H}^{(2)}$ when Euclidean time evolution is chosen along z_3 . Those will be found in the next section. Since $d\tau = dz_3/2\mu$, $dz_3 \equiv dt$ and $\tilde{M}_n = 2\mu_n$, the Hamiltonian $\int H^{(2)} d\tau = \int (H^{(2)}/2\mu) dz_3 = \int \tilde{H}^{(2)} dz_3$ and one has the equality $M_n^2 \cong \tilde{M}_n^2$ with the accuracy of $\sim 5\%$ known for the einbein technic calculations [24].

Calculating $(Dz_3)_{0r}$ one has

$$\int (Dz_3)_{0r} \exp \left(-\frac{1}{4} \int_0^s \dot{z}_3^2 d\tau \right) = \frac{1}{\sqrt{4\pi s}} \exp \left(-\frac{r^2}{4s} \right). \quad (24)$$

A similar calculation with $(Dz_4)_{ot_4}^w$ yields

$$\int (Dz_4)_{ot_4}^w \exp \left(-\frac{1}{4} \int_0^s \dot{z}_4^2 d\tau \right) = \frac{1}{\sqrt{4\pi s}} \sum_{n=-\infty}^{+\infty} \exp \left(-\frac{(t_4 + n\beta)^2}{4s} \right), \quad (25)$$

and combining all terms one has

$$G(r, t_4) = \frac{C_2(f)g^2}{16\pi^2} \int_0^\infty \frac{ds}{s^2} \tilde{G}^{(2)}(s) \sum_{n=-\infty}^{+\infty} \exp \left(-\frac{[(t_4 + n\beta)^2 + r^2]}{4s} \right), \quad (26)$$

where we have defined $\tilde{G}^{(2)}(s) \equiv 4\pi s G^{(2)}(0, 0; s)$ so that $\tilde{G}^{(2)}(s \rightarrow 0) \rightarrow 1$, $\tilde{G}^{(2)}(s \rightarrow \infty) \rightarrow \exp(-M_0^2 s)$.

We are now in the position to obtain the screened static (color Coulomb) potential. Indeed, identifying in the lowest order in $O(g^2)$ in (6), (15), (16), (26), one has

$$F_1(r, \beta) = V_1^{(1)}(r, \beta) = -C_2(f)g^2 \int_{-\frac{\beta}{2}}^{\frac{\beta}{2}} dt_4 G(r, t_4), \quad (27)$$

which can be rewritten using (26) as

$$V_1^{(1)}(r, \beta) = -\frac{C_2(f)g^2}{16\pi^2} \int_0^\infty \frac{ds}{s^2} \exp\left(-\frac{r^2}{4s}\right) \chi(s, \beta) \tilde{G}^{(2)}(s), \quad (28)$$

where $\chi(s, \beta)$

$$\chi(s, \beta) = \int_{-\frac{\beta}{2}}^{\frac{\beta}{2}} dt_4 \sum_{n=-\infty}^{+\infty} \exp\left(-\frac{(t_4 + n\beta)^2}{4s}\right). \quad (29)$$

Now for large β (small T), $\beta \gg r, \beta M_0 \gg 1$, one can keep in the sum (29) only the term $n = 0$, which yields $\chi_{n=0}(s, \beta) = \sqrt{4\pi s}$. From (28) one then can conclude that $s \sim r^2$, and for $r^2 M_0^2 \sim s M_0^2 \gg 1$ one can replace $\tilde{G}^{(2)}(s)$ by the asymptotics, $\tilde{G}^{(2)}(s) \cong \exp(-M_0^2 s)$, which yields

$$V_1^{(1)}(r, T) = -\frac{C_2(f)\alpha_s}{r} e^{-M_0 r}, \quad rT \ll 1. \quad (30)$$

In the opposite limit of small β (large T), $\beta \ll r$, one can use the following relation [33] for the sum in (29)

$$\sum_{n=-\infty}^{+\infty} \exp\left(-\frac{(t_4 + n\beta)^2}{4s}\right) = \frac{\sqrt{4\pi s}}{\beta} \sum_{k=-\infty}^{+\infty} \exp\left(-\frac{4\pi^2 k^2}{\beta^2} s + i\frac{2\pi k}{\beta} t_4\right), \quad (31)$$

which yields for $\chi(s, \beta)$,

$$\chi(s, \beta) = \sqrt{4\pi s} \left(1 + O(e^{-4\pi^2 k^2 s/\beta^2})\right) \quad (32)$$

and hence the screened color Coulomb potential $V_1^{(1)}(r, T)$ has the form (30) also at $rT \gg 1$. We shall assume accordingly that (30) holds for all temperatures and distances $r \geq \lambda_g$ in the order $O(\alpha_s)$, and the next section will be devoted to the calculation of M_0 .

3 Nonperturbative Debye mass

As it was argued in the previous section, the screened gluon propagator is actually the gluelump Green's function, defined in (16). In this section we shall calculate the gluelump spectrum and hence the set of Debye masses. This problem is similar to the calculation of the so-called meson and glueball screening masses, which was done analytically in [25], and in our present case we must compute the gluelump screening masses. Below we shall

heavily use the glueball calculation of [25], simplifying it to the case, when one of the gluon masses is going to infinity—thus yielding a gluelump.

We note, that the role of time is played by the coordinate z_3 , (when the third axis passes through the positions of Q and \bar{Q}).

So we write $z_3 \equiv t_3$, $0 \leq t_3 \leq r$, and define transverse vector $\mathbf{z}_\perp = (z_1, z_2)$ and $z_4(t_3)$. Introducing the einbein variable μ [34], one has

$$\frac{dz_3}{d\tau} = 2\mu, \quad 0 \leq \tau \leq s; \quad K = \frac{1}{2} \int_0^r dt_3 \mu(t_3) (1 + \dot{\mathbf{z}}_\perp^2 + \dot{z}_4^2) \quad (33)$$

and $G(x, y)$ acquires the form

$$G(x, y) = \int D\mu \int (D^2 z_\perp)_{00} (Dz_4)_{xy}^w \exp(-A), \quad (34)$$

where the action is

$$A = K + \sigma_{adj}^H S_{gl}^H \quad (35)$$

Proceeding as in [25] one arrives to the effective Hamiltonian representation

$$G(x, y) = \langle x | \sum_n \exp(-H_n r) | y \rangle, \quad (36)$$

with the temperature-dependent Hamiltonian ($r_\perp \equiv |\mathbf{z}_\perp|$)

$$H_n = \sqrt{\mathbf{p}_\perp^2 + (2n\pi T)^2} + \sigma_{adj}^H r_\perp. \quad (37)$$

The spatial gluelump masses are to be found from the eigenvalues of the equation

$$H_n \varphi_k^{(n)} = M_K^{(n)} \varphi_k^{(n)}. \quad (38)$$

and for $n = 0$ the Hamiltonian (37) has the form

$$H_0 = \sqrt{\mathbf{p}_\perp^2} + \sigma_{adj}^H r_\perp \quad (39)$$

or in the form with einbein variables which will be useful for discussion

$$H_0^{\text{einb}} = \frac{\mathbf{p}_\perp^2}{2\mu} + \frac{\mu}{2} + \sigma_{adj}^H r_\perp = \frac{\mathbf{p}_\perp^2}{2\mu} + \frac{\mu}{2} + \frac{\sigma_{adj}^H{}^2 r_\perp^2}{2\nu} + \frac{\nu}{2}. \quad (40)$$

The OGE potential, $\Delta V = -3\alpha_s^{\text{eff}}/r$, will be considered as the small correction. Note the difference between two-dimensional distance r_\perp entering in the spatial protection of the area in the gluelump Wilson loop, S_{gl}^H , and the $3d$ distance r entering in the $3d$ color Coulomb interaction in ΔV . The eigenvalue of (40), $H_0^{\text{einb}} \varphi = \varepsilon_0 \varphi$, with $\alpha_s^{\text{eff}} = 0$ is

$$\varepsilon_0(\mu, \nu) = \frac{\mu + \nu}{2} + \frac{\sigma_{adj}^H}{\sqrt{\mu\nu}} \quad (41)$$

and the minimization in μ, ν implied in the einbein formalism [34] yields

$$\varepsilon_0(\mu_0, \nu_0) = 2\sqrt{\sigma_{adj}^H} = 3\sqrt{\sigma_s}, \quad (42)$$

where σ_s is the fundamental spatial string tension and $\sigma_{adj}^H = (9/4)\sigma_s$ for $SU(3)$.

One can compare this value with more exact one, obtained from solution of the differential equation in (40) and to this end one can use the eigenvalue of the screening glueball mass found in [25], (which is larger by a factor of $\sqrt{2}$ than that of our gluelump mass, cf. Eq. (44) of [25] and our Eq. (39)). In this way one obtains

$$\varepsilon_0 = 2.82\sqrt{\sigma_s} \quad (43)$$

which differs from (42) by 6%.

In the next approximation the OGE potential for the gluelump comes into play. Here one should take into account that the gluon-gluon OGE interaction acquires a large NLO correction, which strongly reduces the LO result as it is seen in the BFKL calculation (see discussion in [35]), and therefore the effective value of α_s^{eff} is smaller than in the $Q\bar{Q}$ interaction. Specifically, in the gluelump mass calculation at $T = 0$ [31] the mass of the lowest gluelump for $\alpha_s^{\text{eff}} = 0$ is $M = 1.4$ GeV, and it decreases to $M \approx 1$ GeV, when $\alpha_s^{\text{eff}} = 0.15$. This latter value of M is in agreement with lattice correlator calculations [21]; the same situation takes place in the glueball mass calculation [35], where also $\alpha_s^{\text{eff}} \cong 0.15$ and we shall adopt it in our Eq. (40). The correction of ε_0 due to α_s^{eff} in the lowest order is easily computed using (40); as a result one has $\Delta\varepsilon_0 = -(9/\sqrt{\pi})\alpha_s^{\text{eff}}\sqrt{\sigma_s} \approx -5.08\alpha_s^{\text{eff}}\sqrt{\sigma_s}$. As a final result we write the Debye mass (lowest gluelump mass $M_0 \equiv m_D$) for $\alpha_s^{\text{eff}} = 0.15$

$$m_D = \varepsilon_0 + \Delta\varepsilon_0 = (2.82 - 5.08\alpha_s^{\text{eff}})\sqrt{\sigma_s} \cong 2.06\sqrt{\sigma_s} \quad (44)$$

4 Numerical results and discussion

One can now compare our prediction for $m_D(T) = c_D\sqrt{\sigma_s(T)}$ with the latest lattice data [15]. The spatial string tension is chosen in the form [26, 36]¹

$$\sqrt{\sigma_s(T)} = c_\sigma g^2(T)T, \quad (45)$$

with the two-loop expression for $g^2(T)$

$$g^{-2}(t) = 2b_0 \ln \frac{t}{L_\sigma} + \frac{b_1}{b_0} \ln \left(2 \ln \frac{t}{L_\sigma} \right), \quad t \equiv \frac{T}{T_c} \quad (46)$$

where

$$b_0 = \left(\frac{11}{3}N_c - \frac{2}{3}N_f \right) \frac{1}{16\pi^2}, \quad b_1 = \left(\frac{34}{3}N_c^2 - \left(\frac{13}{3}N_c - \frac{1}{N_c} \right)N_f \right) \frac{1}{(16\pi^2)^2}.$$

The measured in [26] spatial string tension in pure glue QCD corresponds to the values of $c_\sigma = 0.566 \pm 0.013$ and $L_\sigma \equiv \Lambda_\sigma/T_c = 0.104 \pm 0.009$. On the left panel of Fig. 2 are

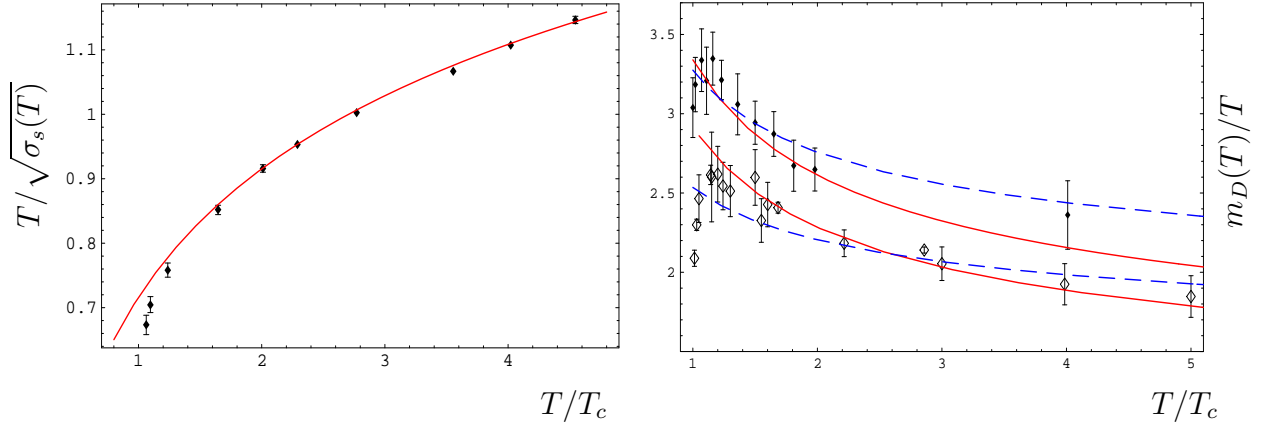


Figure 2: Left panel: The temperature over the square root of the spatial string tension versus T/T_c for pure glue QCD. Solid line corresponds to Eq.(45). The lattice data are from [26]. Right panel: Chromoelectric Debye mass m_D/T for 2-flavor QCD (upper lines) and quenched ($N_f = 0$) QCD (lower lines) versus T/T_c . Solid lines are calculated using $m_D(T) = 2.09\sqrt{\sigma_s(T)}$, where $\sqrt{\sigma_s(T)}$ corresponds to Eq.(45) with $N_f = 2$ for upper solid line and $N_f = 0$ for lower solid line. Dashed lines are calculated using Eq.(47), $N_f = 2$ –upper line, $N_f = 0$ –lower line. The lattice data are from [13].

shown lattice data [26] and the theoretical curve (solid line) for $T/\sqrt{\sigma_s(T)}$ calculated according to (45) with $c_\sigma = 0.564$, $L_\sigma = 0.104$ and $N_f = 0$.

On the right panel of Fig. 2 are shown lattice data [13] and theoretical curves for the Debye mass in quenched ($N_f = 0$) and 2-flavor QCD. Solid lines correspond to our theoretical prediction, $m_D(T) = c_D\sqrt{\sigma_s(T)}$, with $c_D = 2.09$ and for $\sqrt{\sigma_s(T)}$ we exploit the same parameter ($c_\sigma = 0.564$, $L_\sigma = 0.104$) as in the left panel. The upper solid line is for the Debye mass in 2-flavor QCD, and the lower – for quenched QCD. We note that in computing $m_D(T)$ using (45), (46) all dependence on N_f enters only through the Gell-Mann–Low coefficients b_0 and b_1 . For comparison we display in the right panel of Fig. 2 dashed lines for $m_D(T)/T$, calculated with a perturbative inspired ansatz [15]

$$m_D^{Latt}(T) = A_{N_f} \sqrt{1 + \frac{N_f}{6} g(T)T}. \quad (47)$$

Quenched QCD corresponds to $A_{N_f=0} = 1.51$ and $L_\sigma^{N_f=0} = 1/(1.14 \cdot 2\pi)$ [15], and for the 2-flavor QCD $A_{N_f=2} = 1.42$ and $L_\sigma^{N_f=2} = 1/(0.77 \cdot 2\pi)$ [15].

Let us now consider higher orders of BPTth for m_D . From the gauge-invariant expansion (9) one obtains the next term $\langle W^{(4)}(r, \beta) \rangle$, which contains the double gluon propagator $\langle a_{\mu_1}(x_1) a_{\mu_2}(x_2) a_{\nu_1}(y_1) a_{\nu_2}(y_2) \rangle_a$ in the background field of the Wilson loop, which is proportional to $g^4(T)$. One can show that the background averaging of this propagator attached to the Wilson loop yields the diagram of the exchange of a double

¹Physical justification for resorting to dimensionally reduced regime at $T = \sqrt{\sigma_s(T)}$ was given by [22] (see also [37])

gluon gluelump between Q and \bar{Q} , and therefore the NLO BPTh Debye mass will coincide with the double gluon gluelump mass, computed for $T = 0$ in [31] analytically and in [38] on the lattice. As a result the lightest $2g$ gluelump mass appeared to be 1.75 times heavier than the lightest $1g$ gluelump mass. We expect therefore that also at $T > T_c$ the same ratio of masses takes place, so that the asymptotics of gluon (gauge-invariant and background-averaged) gluon exchanges in BPTh has the form [23, 39]

$$V^{GE}(r, T) = -\frac{4}{3} \frac{\alpha_s^{(0)}}{r} e^{-m_D^{(1gl)}(T)r} - \frac{c_2(r)(\alpha_s^{(0)})^2}{r} e^{-m_D^{(2gl)}(T)r} + \dots, \quad (48)$$

where $c_2(r)$ contains the asymptotic freedom logarithm.

One can see in (48) that the second term on the r.h.s. is subleading and small as compared to the first one, both due to $(\alpha_s^{(0)})^2$ and due to higher mass of $m_D^{(2gl)}$. At this point it is essential to note that this second term should enter as a sum over all possible $2g$ gluelumps. In one particular case, when two gluons form a color singlet, they decouple from the plane surface of the Wilson loop and create a $2g$ glueball, coupled by the spatial string (see Fig.3). The corresponding glueball mass is computed in [25] and is 1.7 times larger than the LO BPTh mass (44), which is denoted as $m_D^{(1gl)}(T)$ in (48). It is interesting that the aforementioned glueball mass corresponds to the gauge-invariant Debye mass suggested in [40], and as seen in (48) it appears in the NLO BPTh, giving a small correction to the LO Debye screening potential. Therefore one can identify the Debye mass $m_D \equiv m_D^{(1gl)}$ with the accuracy $O(\alpha_s^{(0)} e^{-\Delta m_D r})$ where $\Delta m_D = m_D^{(2gl)} - m_D^{(1gl)} \geq 0.6 \text{ GeV}$.

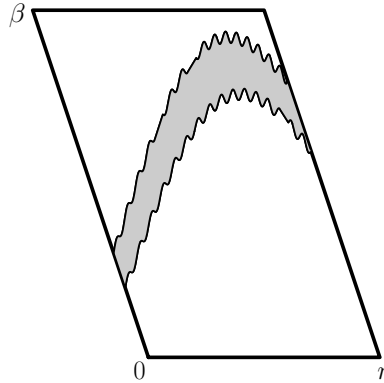


Figure 3: NLO BPTh contribution to the Debye screening potential from the $2g$ glueball exchange

The consideration above was done for the chromoelectric Debye mass, which appears in the screening Coulomb potential in the temporal plane (4i) appearing due to the $G_{44}(x, y)$ gluelump Green's function. One can similarly consider exchange of "magnetic gluon" by insertion of the magnetic field vertex $F_{ik} \sim D_i a_k - D_k a_i$ into the Wilson or Polyakov loops. This vertex automatically appears in the Green's function from the term $\propto \exp(g\sigma_{\mu\nu} \int_0^s F_{\mu\nu} d\tau)$ creating spin-dependent interaction. The same procedure as above leads to the "magnetic gluelump" Green's function, which differs from the "electric gluelump" case by the nonzero gluelump momentum $L = 1$. The corresponding mass is

easily obtained as in (43), giving

$$\varepsilon_L(\mu_0, \nu_0) = 2\sqrt{(1 + L + 2n_r)\sigma_{adj}}, \quad \varepsilon_1 = \sqrt{2}\varepsilon_0 \approx 4\sqrt{\sigma_s}.$$

Thus nonperturbative magnetic Debye mass is $\sqrt{2}$ times heavier than the electric one.

5 Conclusions

We have studied Debye screening in the hot nonabelian theory. For that purpose the gauge-invariant definition of the free energy of the static $Q\bar{Q}$ -pair in the singlet color state was given in terms of the thermal Wilson loop. Due to the chromomagnetic confinement persisting at all temperatures T , the hot QCD is essentially nonperturbative. To account for this fact in a gauge-invariant way the BPTh was developed for the thermal Wilson loop using path-integral FFS formalism. As a result one obtains from the thermal Wilson loop the screened Coulomb potential with the screening mass corresponding to the lowest gluelump mass. Applying the Hamiltonian formalism to the BPTh Green's functions with the einbein technic the gluelump mass spectrum was obtained. As a result, we have derived the leading term of the BPTh for the Debye mass which is the purely nonperturbative, $m_D(T) = c_D\sqrt{\sigma_s(T)}$ with $c_D \approx 2.06$.

Comparison of our theoretical prediction (solid lines on the right panel Fig. 2) with the perturbative-like ansatz (47) (dashed lines) shows that both agree reasonably with lattice data in the temperature interval $T_c < T \leq 5T_c$; the agreement is slightly better for our results. At the same time, in (47) a fitting constant is used $A_{N_f} \sim 1.5$, which is necessary even at $T/T_c \sim 5$. At this point one can discuss the accuracy and approximations of our approach. As it was checked in numerous applications to hadron masses and wave function (see review [17]) the accuracy of the Hamiltonian technic is around $(5 \div 7)\%$, while the area law is as accurate for loop sizes beyond $\lambda_g \sim 0.2$ fm. At smaller distances the area law in (16), (19) is replaced by the "area squared" expression [16] which yields effectively much smaller $m_D(T)$. Therefore we expect that the Debye regime (1) with the m_D as in (44) starts at $r \geq \lambda_g \approx 0.2$ fm. As a whole we expect the accuracy of the first approximation of our approach, Eq. (44) to be better than 10%, taking also into account the bias in the definition of α_s^{eff} for the gluelump. The temperature region near T_c needs additional care because i) the behaviour (45) deviates from the data (see left panel of Fig. 2) and ii) contribution of chromoelectric fields above T_c (correlator D_1^E , see [27]) which was neglected above. Both points can be cured and will be given elsewhere.

The authors are grateful to Frithjof Karsch for supplying us with numerical data, useful remarks and fruitful discussion with one of the authors (Yu.S). Our gratitude is also to M.A.Trusov for help and useful advices.

The work is supported by the Federal Program of the Russian Ministry of Industry, Science, and Technology No.40.052.1.1.1112, and by the grant of RFBR No. 06-02-17012, and by the grant for scientific schools NS-843.2006.2.

References

- [1] I.Akhiezer and S.Peletminski, ZhETF **38** (1960) 1829; J.-P.Blaizot, E.Iancu and R.Parwani, Phys. Rev. **D52** (1995) 2543.
- [2] E.Shuryak, ZhETF **74** (1978) 408; J.Kapusta, Nucl. Phys. B **148** (1979) 461; D.Gross, R.Pisarski and L.Yaffe, Rev. Mod. Phys. **53** (1981) 43.
- [3] P.Ginsparg, Nucl. Phys. **B 170** (1980) 388; T.Appelquist and R.Pisarski, Phys. Rev. **D23** (1981) 2305; S.Nadkarni, Phys. Rev. **D27** (1983) 917.
- [4] K.Kajantie, K.Rummukainen and M.Shaposhnikov, Nucl. Phys. **B407** (1993) 356; K.Kajantie, M.Laine, K.Rummukainen and M.Saposhnikov, Nucl. Phys. **B458** (1996) 90.
- [5] E.Braaten and A.Nieto, Phys. Rev. **D 51** (1995) 6990; Phys. Rev. **D 53** (1996) 3421.
- [6] M.E.Shaposhnikov, hep-ph/9610247.
- [7] K.Kajantie, M.Laine, K.Rummukainen and M.Shaposhnikov, Nucl.Phys. **B503** (1997) 357; K.Kajantie, et al., Phys.Rev.Lett. **79** (1997) 3130.
- [8] U.Heller, F.Karsch and J.Rank, Phys. Rev. **D57** (1998) 1438.
- [9] O.Kaczmarek, F. Karsch, E.Laermann and M.Lutgemeier, Phys. Rev. **D62** (2000) 034021.
- [10] S.Digal, S.Fortunato and P.Petreczky, Phys. Rev. **D68** (2003) 034008.
- [11] A.Nakamura and T.Saito, Prog. Theor. Phys. III (2004) 733.
- [12] O.Kaczmarek, F. Karsch, P.Petreczky and F.Zantow, Phys. Rev. **D70** (2004) 074505.
- [13] O.Kaczmarek and F.Zantow, Phys. Rev. **D71** (2005) 114510.
- [14] M.Döring, S.Ejiri, O.Kaczmarek, F. Karsch and E.Laermann, hep-lat/0509150.
- [15] O.Kaczmarek and F.Zantow, hep-lat/0512031.
- [16] H.G.Dosch, Phys. Lett. B **190**(1987) 177;
H.G.Dosch and Yu.A.Simonov, Phys. Lett. B **205** (1988) 339;
Yu.A.Simonov, Nucl. Phys. B **307** (1988) 512.
- [17] A.Di Giacomo, H.G.Dosch, V.I.Shevchenko, Yu.A.Simonov, Phys. Rept. **372** (2002) 319.
- [18] Yu.A.Simonov, in: Proc. of the Intern.School of Physics, E.Fermi, Varena, 1995; IOS Press, 1996; hep-ph/9509404.
- [19] Yu.A.Simonov, JETP Lett. **54**(1991) 249 .

- [20] Yu.A.Simonov, JETP Lett. **55** (1992) 605.
- [21] A.Di Giacomo and H.Panagopoulos, Phys. Lett. **B285** (1992) 133;
M.D'Elia, A.Di Giacomo, and E.Meggiolaro, Phys. Lett. **B408** (1997) 315;
A.Di Giacomo, E.Meggiolaro and H.Panagopoulos, Nucl. Phys. **B483** (1997) 371;
M.D'Elia, A.Di Giacomo, and E.Meggiolaro, Phys. Rev. **D67** (2003) 114504;
G.S.Bali, N.Brambilla, A.Vairo, Phys. Lett. **B 42** (1998) 265;
E.Meggiolaro, Phys. Lett. **B451** (1999) 414.
- [22] N.O.Agasian, Phys. Lett. **B562** (2003) 257.
- [23] Yu.A.Simonov, Phys. At. Nucl. **58** (1995) 309;
N.O.Agasian, JETP Lett. **57** (1993) 208; JETP Lett. **71** (2000) 43.
- [24] Yu.A.Simonov, J.A.Tjon, Ann. Phys. **228** (1993) 1; ibid **300** (2002) 54.
- [25] E.L.Gubankova and Yu.A.Simonov, Phys. Lett. **B360** (1995) 93.
- [26] G.Boyd et al., Nucl. Phys. **B 469** (1996) 419.
- [27] Yu.A.Simonov, Phys. Lett. **B 619** (2005) 293.
- [28] A.Di Giacomo, E.Meggiolaro, Yu.A.Simonov, A.I.Veselov, hep-ph/0512125.
- [29] P.Petreczky, Eur. Phys. J. **C43** (2005) 51.
- [30] L.G.Mc Lerran, B.Svetitsky, Phys. Rev. **D24** (1981) 450;
S.Nadkarni, Phys. Rev. **D33** (1986), ibid **D34** (1986) 39904.
- [31] Yu.A.Simonov, Nucl. Phys. **B592** (2001) 350.
- [32] Yu.A.Simonov, Phys. Atom Nucl. (in press), hep-ph/0501182.
- [33] D.Mamford, "Tata Lectures on theta I", Birkhauser, Boston, 1983.
- [34] A.Dubin, A.B.Kaidalov, Yu.A.Simonov, Phys. Lett. **B323** (1994) 41; Yad. Fiz. **56** (1993) 213.
- [35] A.B.Kaidalov, Yu.A.Simonov, Phys. Lett. **B477** (2000) 163; Phys. Atom. Nucl. **63** (2000) 1428; hep-ph/0512151.
- [36] F.Karsch, E.Laermann, M.Lutgemeier, Phys. Lett. **B346** (1995) 94.
- [37] N.O.Agasian and K.Zarembo, Phys. Rev. **D57** (1998) 2475.
- [38] M.Foster, C.Michael, Phys. Rev. **D59** (1999) 094509.
- [39] Yu.A.Simonov, Phys. Atom. Nucl. **58** (1995) 107.
- [40] P.Arnold and L.G.Yaffe, Phys. Rev. **D52** (1995) 7208.