

Stochastic Optimization for Collision Selection in High Energy Physics

S. Whiteson¹ and D. Whiteson²

¹*Dept. of Computer Science, University of Texas, Austin, Texas*

²*Dept. of Physics and Astronomy, University of Pennsylvania, Philadelphia, Pennsylvania*

The underlying structure of matter can be deeply probed via precision measurements of the mass of the *top quark*, the most massive observed fundamental particle. Top quarks can be produced and studied only in collisions at high energy particle accelerators. Most collisions, however, do not produce top quarks; making precise measurements requires culling these collisions into a sample that is rich in collisions producing top quarks (*signal*) and spare in collisions producing other particles (*background*). Collision selection is typically performed with heuristics or supervised learning methods. However, such approaches are suboptimal because they assume that the selector with the highest classification accuracy will yield a mass measurement with the smallest statistical uncertainty. In practice, however, the mass measurement is more sensitive to some backgrounds than others. Hence, this paper presents a new approach that uses stochastic optimization techniques to directly search for selectors that minimize statistical uncertainty in the top quark mass measurement. Empirical results confirm that stochastically optimized selectors have much smaller uncertainty. This new approach contributes substantially to our knowledge of the top quark's mass, as the new selectors are currently in use selecting real collisions.

PACS numbers:

I. INTRODUCTION

The underlying structure of matter and the laws that govern its interaction remain compelling mysteries. Physicists hope to solve these mysteries with the help of modern high energy accelerators, which collide protons and anti-protons to create exotic particles that have not existed since the early universe. Of particular interest is the *top quark*, the most massive observed fundamental particle and nearly as massive as a gold atom. The top quark is intriguing not only because of its mass, but because of what it may reveal about the nature of mass itself: precision measurements of its mass stringently test theories that attempt to explain the origins of particle mass [11, 12, 14, 15].

Only the world's most powerful collider, the FermiLab Tevatron in Batavia, Illinois, has sufficient energy to produce top quarks [2, 3]. Even so, out of approximately 10^{10} collisions per hour, on average fewer than one produces a top quark. Since collisions are extraordinarily expensive to generate, maximizing the precision of the resulting mass measurement is critical. Doing so requires culling these collisions into a sample that is rich in collisions producing top quarks (*signal*) and spare in collisions producing other particles (*background*). Collision selection is difficult because several types of background mimic the top quark's characteristic signature.

However, these difficulties can be overcome with the help of machine learning. Previous research on related collision selection problems used *supervised learning* methods to train neural networks [1, 7] or support vector machines [20] that classify collisions as signal or background. While this approach has proven effective, it is applicable only to the narrow class of problems where higher classification accuracy consistently yields more precise measurements. The measurement of the top quark mass exemplifies a broader class of problems where this assumption does not hold. Instead, the mass measurement is more sensitive to the presence of some background collisions than others, in ways that are difficult to predict *a priori*. Therefore, selectors that maximize classification

accuracy may perform worse than those that 1) increase the quantity of signal by tolerating harmless background or 2) reduce the quantity of signal to eliminate disruptive background.

This paper presents a new approach that uses *stochastic optimization* techniques to find such a selector. Rather than maximizing classification accuracy, this approach directly searches for selectors that yield mass measurements with the smallest statistical uncertainty. Using NEAT [18], an evolutionary method for training neural networks, we train collision selectors that operate either in conjunction with supervised classifiers or in lieu of them.

We present experiments that compare the performance of neural network selectors trained with backpropagation [16], a supervised method, to those trained with NEAT. The results confirm the advantage of the stochastic optimization approach, as the NEAT selectors yield much more precise mass measurements. These NEAT selectors are currently in use at FermiLab for selecting collisions from real data collected with the Tevatron collider. Hence, this new approach to collision selection contributes substantially to our knowledge of the top quark's mass and our understanding of the larger questions upon which it sheds light.

II. MEASURING THE TOP QUARK'S MASS

This section presents an overview of the three steps required to measure the top quark's mass: 1) generating collisions, 2) selecting collisions, and 3) measuring mass.

A. Generating Collisions

To provide enough energy to produce massive exotic particles such as the top quark, one must accelerate and annihilate lighter particles and their anti-particles. The Tevatron collider at FermiLab accelerates protons and anti-protons to a center-of-mass energy of 1.96 tera electron-volts, the highest con-

trolled energy collisions ever achieved. Figure 1 shows the accelerator complex, which includes a series of smaller accelerators that seed the final 4-mile Tevatron ring.

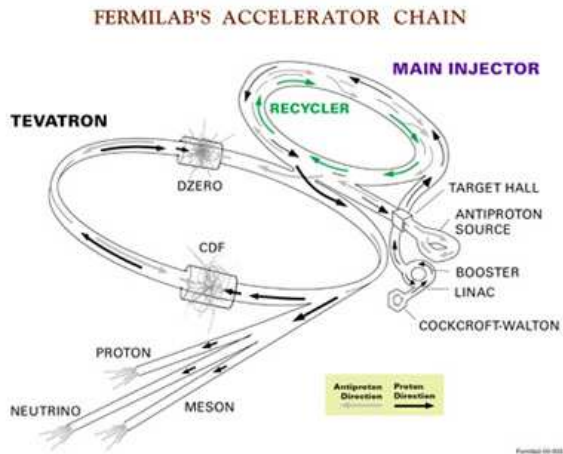


FIG. 1: Accelerator complex at FermiLab, showing the chain of lower energy accelerators used to prime the Tevatron, the world's highest energy accelerator, which collides protons and anti-protons at two points (CDF and DZERO) in the ring.

Every hour, the Tevatron collider produces approximately 10^{10} collisions, the vast majority of which do not produce top quarks. When produced, the rare top quark cannot be directly observed, as it decays into a series of lighter particles, called *decay products*, in approximately 10^{-23} seconds. These decay products can be observed via multiple layers of detectors [5] that surround the point of collision and measure the decay products' direction and energy.

B. Selecting Collisions

Most background collisions are removed during a *pre-selection* phase, which discards all collisions that do not display the top quark's characteristic signature. This signature, which emerges from the top quark's decay products (see Figure 2), consists of two leptons, two jets caused by bottom quarks, and an energy imbalance caused by missing neutrinos, which escape undetected.

Unfortunately, this signature is not unique to top quarks [4]. After pre-selection, 83% of the data sample is expected to consist of backgrounds that mimic the top quark's signature. In particular, five types of backgrounds may survive pre-selection: production of 1) two gluons and a Z boson which decays to a pair of stable leptons ($e\bar{e}$ or $\mu\bar{\mu}$) contributes 71% of the sample 2) three gluons with a \bar{W} boson at 6% 3) two gluons with a Z boson which decays to a pair unstable leptons ($\tau\bar{\tau}$) at 3% 4) two gluons and two \bar{W} bosons at 2% 5) a Z boson and a \bar{W} boson at 1%.

While these backgrounds mimic the top quark's basic signature, they differ from top quark collisions in more subtle ways, e.g. the distribution of energy in the leptons or jets. By exploiting these differences, physicists have devised a heuristic selector that further prunes the data sample [4]. How-

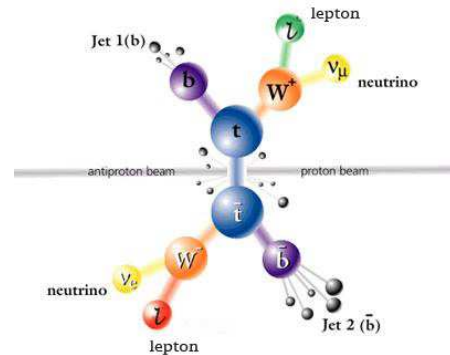


FIG. 2: Production and decay of top quark pairs, which decay almost immediately to a pair of W particles and bottom quarks. W particles decay to leptons and their accompanying neutrinos while bottom quarks decay to jets of lower energy particles.

ever, more effective selectors can be generated using machine learning, a process detailed in Section III.

C. Measuring Mass

Given a sample of selected collisions, the top quark's mass can be measured by inferring the likely mass of the observed decay products in each collision [6]. The goal in generating and selecting collisions is to minimize the uncertainty of this measurement.

III. MACHINE LEARNING FOR COLLISION SELECTION

This section describes how collision selection can be performed with the aid of machine learning. First, we describe an approach based on supervised methods. This approach is standard in the physics community and serves as a baseline of comparison for the results presented in Section IV. Second, we present a novel approach based on stochastic optimization techniques.

A. Supervised Learning for Collision Selection

Training a classifier which separates signal from background with supervised methods requires a data set of correctly labeled collisions. The correct labels for real collisions are not known. However, physicists have developed a sophisticated simulator of the collider [17] and detector [8] which generates collisions and models the interaction of their decay products with the detector. These collisions are generated using three likely mass values: 165, 175, and 185 giga-electronvolts per speed of light squared ($\text{GeV}=c^2$).

1. Training Binary Classifiers

In previous research on related collision selection problems, such examples have served as training sets for binary classifiers represented as neural networks [1, 7] or support vector machines [20]. In this paper, we follow this approach to produce baseline top quark selectors. In particular, we train feed-forward neural networks with six inputs, fourteen hidden nodes, and one output. The inputs correspond to six features that describe each collision: 1) the mass of the system of two leptons, 2) the number of identified bottom quarks, 3) the imbalance of transverse momentum, indicating the presence of undetected neutrinos, 4) the total transverse energy of all decay products, 5) the minimum angle between a jet and the unbalanced transverse momentum, and 6) the minimum angle between a jet and a lepton. Figure 3 shows the distribution of values in the data set of simulated collisions, after pre-selection, for three of these six features.

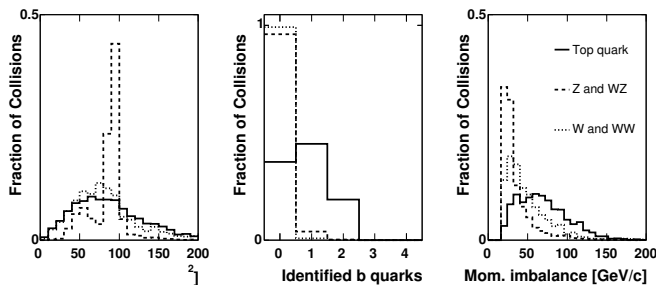


FIG. 3: The distribution of values in the data set of simulation collisions, after pre-selection, for three of the six features. Left, the mass of the two leptons shows a strong peak for Z background. Center, only top quark decays contain real bottom quarks, a powerful discriminator when identified. Right, the momentum imbalance in collisions producing top quarks is typically large due to the inability to detect neutrinos produced in top quark decay.

In training, each collision is labeled 1 if it is signal and 0 otherwise. In testing, a collision is classified as signal if the network’s output is greater than a threshold $\tau \in [0;1]$. Since we cannot quantify *a priori* the trade-off between precision and recall, we set τ to the value that maximizes classification accuracy on the training set. To find this value, we sample the range $[0;1]$ at regular intervals of 0.025, computing the classification accuracy at each point.

2. Training Multi-Class Classifiers

A potential disadvantage of the binary classification approach is that it gives all backgrounds the same label. We hypothesized that better performance was possible by treating each type of background as a separate class, yielding a multi-class classification task instead of a binary one. We train a set of *one-against-all* [13] classifiers: six binary classifiers, each of which uses the same network topology described above and strives to distinguish a given class from all the others. Hence, when training the k th classifier, each collision is labeled 1 if

it is in class k and 0 otherwise. Note that one of these classifiers, that which distinguishes signal from all five background classes, is identical to the binary classifier described above. In testing, a collision’s classification corresponds to the network with the highest output.

Multi-class classification may outperform binary classification but is still suboptimal because it only maximizes classification accuracy and cannot favor harmless background collisions over disruptive ones. Cost-sensitive learning methods [10] are designed for exactly such problems but are inapplicable in collision selection because the relative costs of misclassification for each class are not known. However, stochastic optimization methods, described in the remainder of this section, are applicable.

B. Optimization Methods for Collision Selection

The supervised approach described above has proven effective at training collision selectors. However, it is not ideal because it assumes that the collision selector with the highest classification accuracy will result in the lowest mass measurement uncertainty. In practice, however, the mass measurement is more sensitive to some backgrounds than others. Therefore, selectors that maximize classification accuracy may perform worse than those that 1) increase the quantity of signal by tolerating harmless background or 2) reduce the quantity of signal to eliminate disruptive background.

1. Measuring Mass Uncertainty

To find such selectors, we must define a metric that evaluates the quality of any given selector. Ultimately, we want the selector that produces top quark mass measurements with maximal accuracy and precision. However, optimizing collision selectors for accuracy is unnecessary because the mass measurement is calibrated for accuracy using simulated collisions, a process known as *bias correction* [6]. Hence, background collisions that do not lower precision are harmless even if they introduce bias. The best selector is that which produces the most precise mass measurements, regardless of the resulting bias.

The most precise measurements are those with the smallest statistical uncertainty, which we measure by calculating the standard deviation of the mass estimates the selector produces on a series of 1000 independent trials at each of the three likely top quark masses. In each trial, we randomly select collisions, with replacement, from the pre-selected training set and feed them to the selector.[23] The collisions that survive selection are used to estimate the top quark’s mass, as described in Section II C. The standard deviation of these estimates after bias correction reflects the statistical uncertainty of mass measurements produced by that selector.

2. Optimizing Binary Classifiers

The simplest way to exploit this new metric is in setting the threshold τ of the binary classifier. Instead of setting τ to maximize classification accuracy, we set it to minimize mass measurement uncertainty. As before, we sample the range $[0;1]$ at regular intervals of 0.025. However, at each point, we compute the mass measurement uncertainty of the resulting selection, not the classification accuracy.

3. Optimizing Multi-Class Classifiers

Optimizing τ could improve performance by effectively balancing the trade-off between precision and recall. However, it is still suboptimal because it treats all background types equally. A selector that optimizes the output of the multi-class classifier (made up of six binary classifiers) could perform much better: by distinguishing between different background types, it could favor harmless collisions and discard disruptive ones.

The one-against-all approach to multi-class classification does not have thresholds to tune. Nonetheless, its performance can be improved using stochastic optimization techniques. Instead of directly using the classifiers for selection, we use their classifications as input to a selector trained to minimize mass measurement uncertainty. This selector is also a neural network but its structure and weights are determined by NEAT, a stochastic optimization technique, described below, that searches for networks that minimize mass measurement uncertainty. Since this selector receives as input estimates of the class of a given collision, it can learn to distinguish between harmless and disruptive backgrounds.

4. Optimizing Selectors Without Supervised Learning

This paper also investigates a more dramatic departure from the standard approach to collision selection, one which does not employ supervised methods at all. In this approach, the inputs to the NEAT selector are not the outputs of the one-against-all classifiers but instead the original six features, described in Section III A, that served as inputs to those classifiers. As a result, training classifiers is no longer necessary. Instead, we treat collision selection purely as an optimization problem and rely on NEAT to find a selector that minimizes mass measurement uncertainty. The remainder of this section provides a brief overview of the NEAT method and details the two ways we employ it to train collision selectors.

5. Stochastic Optimization With NEAT

NEAT (NeuroEvolution of Augmenting Topologies) [18], is a stochastic optimization technique that uses evolutionary computation to train neural networks. While many other optimization methods could be used in its place, we chose NEAT

for collision selection because of its previous empirical success on difficult optimization tasks [18, 21].

In a typical neuroevolutionary system [22], the weights of a neural network are strung together to form an individual genome. A population of such genomes is then evolved by evaluating each one and selectively reproducing the fittest individuals through crossover and mutation. Most neuroevolutionary systems require the designer to manually determine the network's topology (i.e. how many hidden nodes there are and how they are connected). By contrast, NEAT automatically evolves the topology to fit the given problem.

NEAT begins with a uniform population of simple networks with no hidden nodes and inputs connected directly to outputs. In addition to standard weight mutations, two special mutation operators incrementally introduce new structure to the population. Figure 4 depicts these operators, which add hidden nodes and links to the network. Only those structural mutations that improve performance tend to survive; in this way, NEAT searches through a minimal number of weight dimensions and finds the appropriate level of complexity for the problem.

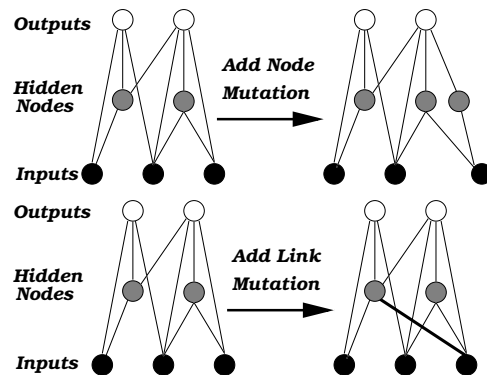


FIG. 4: Examples of NEAT's structural mutation operators. At top, a new hidden node, shown on the right, is added to the network by splitting an existing link in two. At bottom, a new link, shown with a thicker black line, is added to connect two existing nodes.

In collision selection, NEAT evolves networks that indicate whether a given collision should be kept or discarded. Hence, a network's inputs describe a single collision, either using the output of the multi-class classifier or using the original six features, as described above. The networks have one output and use the threshold $\tau = 0.5$ in both training and testing. It is no longer necessary to tune τ since NEAT evolves networks that are optimized for a fixed value of τ .

To operate, NEAT must have a way to measure the fitness of each network in its population. In collision selection, the fitness of a given selector is negatively proportional to the mass measurement uncertainty, computed as described above. NEAT favors for reproduction those networks that minimize this uncertainty.

Finding a good selection in this manner is challenging in part because of the size of the search space. The set of possible selections is the power set of the collisions. Hence, given n collisions, there are 2^n possible selections. Nonetheless, directly searching for selectors that minimize mass measure-

ment uncertainty yields much better performance than maximizing classification accuracy, as the results in the following section confirm.

IV. RESULTS

To assess the efficacy of the methods presented in this paper, we evaluated each one on ten independent runs, using 10,000 simulated collisions. These runs were conducted using ten-fold cross validation: in each run, 75% of the collisions are selected at random for training and the remaining 25% reserved for testing.

A. Supervised Learning Results

Figure 5 shows the classification accuracy on training data for networks trained with backpropagation on simulated pre-selected collisions, averaged over ten independent runs. As described in Section III A, each network is trained to identify one class of collisions. Binary classification uses only the network trained to identify top quark collisions, while multi-class classification uses all six networks. The networks had six inputs, fourteen hidden nodes, one output, and were trained with a learning rate of 0.001 and a momentum rate of 0.5. Accuracy

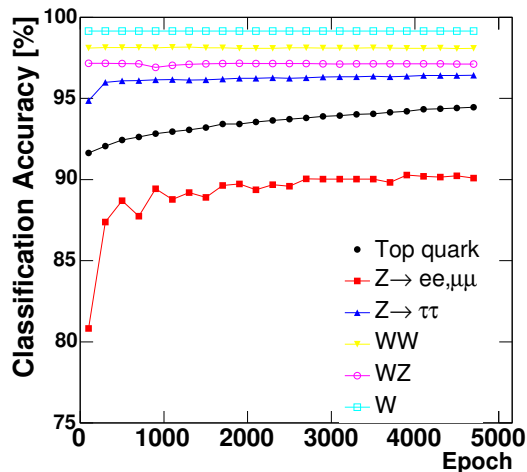


FIG. 5: Classification accuracy on training data for the six networks, each trained to recognize the signal (top quark) or one of the five backgrounds. Accuracy is averaged over all classes, weighted by the expected contributions (see Section 2.2). Networks trained to recognize rare backgrounds therefore have high accuracy. The signal network is used in the binary classification case; all six networks are used in the *one-against-all* multi-class approach.

On the data reserved for testing, the binary classifier had an average classification accuracy of 93.1%. The multi-class classifier identified the correct class with an accuracy of 83.1%. If the multi-class classifier is not penalized for labelling backgrounds with the wrong background class, its accuracy improves to 91.1%. Binary and multi-classifiers give mass measurements with an average uncertainty of $10.1 \pm 0.4 \text{ GeV}=\mathcal{C}$ and $10.0 \pm 0.5 \text{ GeV}=\mathcal{C}$, respectively.

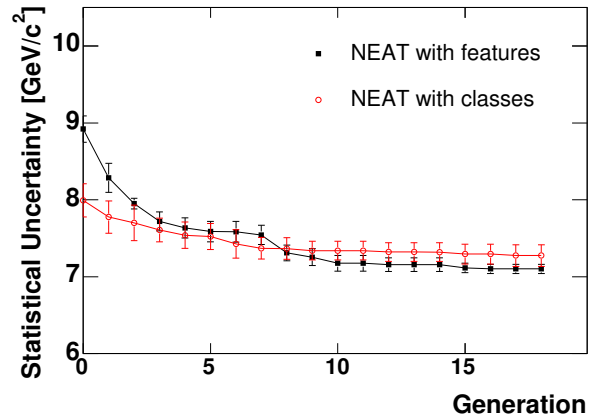


FIG. 6: Mass uncertainty in training data for the best network in each generation trained with NEAT.

B. Optimization Results

If the threshold of the binary classifier is selected to minimize mass measurement uncertainty instead of maximizing classification accuracy, the resulting selectors allow for mass measurements with substantially better average uncertainty: $9.1 \pm 0.4 \text{ GeV}=\mathcal{C}$.

Using NEAT to perform stochastic optimization yields even more precise measurements. Figure 6 shows mass uncertainty on the training set for the best network in each generation trained with NEAT. It compares the performance of NEAT optimizing multi-class classifiers to its performance optimizing directly on the features, without the help of supervised methods. The results are averaged over ten runs for each method. In testing, the average mass uncertainty of the final generation champions was $7.3 \pm 0.3 \text{ GeV}=\mathcal{C}$ and $7.1 \pm 0.2 \text{ GeV}=\mathcal{C}$ for the two approaches, respectively.

Figure 7 summarizes the performance on testing data of all the machine learning methods we employed and compares it to the performance of the heuristic selector designed manually by physicists. Student's t-tests confirm with > 98% confidence the statistical significance of the differences between 1) the heuristic selector and each learning method, 2) each supervised method and each optimization method, and 3) the optimized binary classifier and each NEAT method.

V. DISCUSSION

The results presented above confirm the conclusion of earlier work [1, 7, 20] that machine learning methods can substantially outperform heuristic collision selectors. However, previous results demonstrated only that learned selectors had higher classification accuracy, while these results directly verify that they improve the precision of mass measurements.

Furthermore, these results confirm the advantage of treating collision selection as an optimization problem rather than a supervised learning one. Even the simplest optimization strategy, which tunes the threshold of a binary classifier, yields significantly more precise mass measurements than either purely

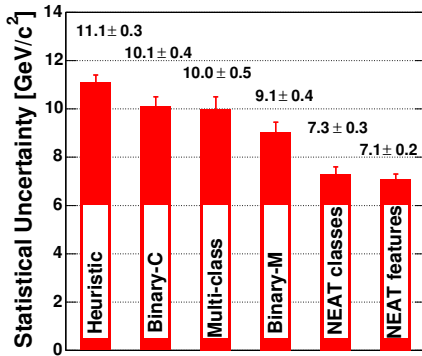


FIG. 7: Average mass measurement uncertainty on testing data for the heuristic selector, binary classifiers with τ optimized for classification accuracy (Binary-C), or mass uncertainty (Binary-M), multi-class classifiers (Multi-class), NEAT with multi-class classifiers as inputs (NEAT classes), and NEAT with the original features as inputs (NEAT features).

supervised approach. Using NEAT to directly search for effective selectors performs even better, yielding 29% smaller mass uncertainty than the supervised approach. Obtaining comparable precision using supervised selectors would require 66% more collisions, costing tens of millions of dollars and hundreds of person-years.

Surprisingly, the multi-class supervised learning approach performs only as well as the binary approach, which suggests that knowing the type of a particular background is not helpful in distinguishing it from signal. However, multi-class classification performs better than binary classification when serving as a starting point for optimization. This result makes sense since its six outputs form a richer description of each collision than the binary approach, which leaves only a single threshold to optimize. However, the performance of NEAT given the original features instead of classifier outputs suggests that supervised methods are unnecessary in this task. Even without their aid, NEAT is able to quickly discover collision selectors that yield highly precise mass measurements.

This novel approach to collision selection directly aids the progress of high energy physics, since the NEAT selectors described in this paper are currently in use at FermiLab for

selecting collisions from real data collected with the Tevatron collider. Hence, stochastically optimized collision selectors contribute substantially to our knowledge of the top quark's mass and our understanding of the larger questions upon which it sheds light.

VI. FUTURE WORK

In addition to those tested in this paper, many other machine learning techniques that could aid top quark collision selection. Optimization methods like hill climbing, simulated annealing, or other evolutionary methods could be used instead of NEAT. In addition, recently developed methods for structured prediction [19] may improve the performance of supervised methods by allowing them to minimize arbitrary cost functions like mass measurement uncertainty.

Furthermore, top quark mass measurement is only one of many potential applications of machine learning techniques to high energy physics. For example, current theories of particle physics require the existence of a not-yet-observed particle, the Higgs boson, which gives mass to other particles through its interactions. Observation of the Higgs is one of the primary goals of the Tevatron and its successor, the Large Hadron Collider near Geneva, Switzerland [9]. Extracting the subtle signals of the Higgs boson's decay will require effective collision selectors. Hence, we hope to apply stochastic optimization or other machine learning techniques to aid this search.

VII. CONCLUSION

This paper presents a new approach to training collision selectors for high energy physics. Rather than relying on supervised methods to train classifiers that separate signal from background, this approach uses stochastic optimization methods to directly search for selectors that minimize the statistical uncertainty in the resulting mass measurements. Empirical results on multiple independent trials confirm that, while supervised approaches outperform heuristic selectors, stochastically optimized selectors substantially outperform them both.

-
- [1] V.M. Abazov *et al.* Search for single top production at DZero using neural networks. *Physics Letters B*, 517:282, 2001.
 - [2] F. Abe *et al.* Observation of top quark production in $p\bar{p}$ collisions with the collider detector at FermiLab. *Physical Review Letters*, 74:2626, 1995.
 - [3] B. Abott *et al.* Observation of the top quark. *Physical Review Letters*, 74:2632, 1995.
 - [4] A. Abulencia *et al.* Measurement of the $t\bar{t}$ production cross section in $p\bar{p}$ collisions at $\sqrt{s} = 1.96$ TeV using dilepton events. *Physical Review Letters*, 93:142001, 2004.
 - [5] A. Abulencia *et al.* Measurement of the J/ψ meson and b hadron production cross sections in $p\bar{p}$ collisions at $\sqrt{s} = 1.96$ gev. *Physical Review D*, 71:032001, 2005.
 - [6] A. Abulencia *et al.* Top quark mass measurement from dilepton events at CDF II. *Physical Review Letters*, 96:152002, 2005.
 - [7] D. Acosta *et al.* Measurement of the cross section for $t\bar{t}$ production in $p\bar{p}$ collisions using the kinematics of lepton + jets events. *Physical Review D*, 52:052003, 2005.
 - [8] S. Agostinelli *et al.* GEANT4. *Nuclear Instruments and Methods in Physics Research*, A506:250–303, 2003.
 - [9] A. Cho. Aging atom smasher runs all out in race for most coveted particle. *Science*, 312:1302–1303, 2006.
 - [10] C. Elkan. The foundations of cost-sensitive learning. In *Proceedings of the Seventeenth International Joint Conference on*

Artificial Intelligence, 2001.

- [11] M. Hashimoto, M. Tanabashi, and K. Yamawaki. Top mode standard model with extra dimensions. *Physical Review D*, 64:056003, 2001.
- [12] S. Heinemeyer. Impact of a precise top mass measurement. *Journal of High Energy Physics*, 0309:075, 2003.
- [13] C.-W. Hsu and C.-J. Lin. A comparison of methods for multi-class support vector machines. *IEEE Transactions on Neural Networks*, 13:415–425, 2002.
- [14] The LEP Collaboration. Combination of preliminary electroweak measurements and constraints on the standard model. *CERN-PH-EP/2004-069*, 2004.
- [15] V. Miransky, M. Tanabashi, and K. Yamawaki. Is the t quark responsible for the mass of the w and Z bosons? *Modern Physics Letters A*, 4:1043, 1989.
- [16] D. E. Rumelhart, G. E. Hinton, and R. J. Williams. Learning internal representations by error propagation. In *Parallel Distributed Processing*, pages 318–362. 1986.
- [17] T. Sjostrand *et al.* High-energy physics event generation with PYTHIA 6.1. *Computer Physics Communications*, 135:238, 2001.
- [18] K. O. Stanley and R. Miikkulainen. Evolving neural networks through augmenting topologies. *Evolutionary Computation*, 10(2):99–127, 2002.
- [19] I. Tsochantaridis, T. Joachims, T. Hofmann, and Y. Altun. Large margin methods for structured and interdependent output variables. *Journal of Machine Learning Research*, 6:1453–1484, 2005.
- [20] D.O. Whiteson and N.A. Naumann. Support vector regression as a signal discriminator in high energy physics. *Neurocomputing*, 55:251, 2003.
- [21] S. Whiteson and P. Stone. Evolutionary function approximation for reinforcement learning. *Journal of Machine Learning Research*, 7(May):877–917, 2006.
- [22] X. Yao. Evolving artificial neural networks. *Proceedings of the IEEE*, 87(9):1423–1447, 1999.
- [23] The number of collisions in each trial was chosen to approximately equal the number of collisions produced by the Tevatron collider in one year that survive pre-selection.