

Summation by parts and dissipation for domains with excised regions

Gioel Calabrese^{1,2}, Luis Lehner¹, Oscar Reula³, Olivier Sarbach¹, and Manuel Tiglio^{1,4;5}

¹ Department of Physics and Astronomy, Louisiana State University,
202 Nicholson Hall, Baton Rouge, LA 70803-4001

² School of Mathematics, University of Southampton, Southampton, SO17 1BJ, UK

³ FaMAF, Universidad Nacional de Córdoba, Córdoba, Argentina 5000

⁴ Center for Computation and Technology, 302 Johnston Hall,
Louisiana State University, Baton Rouge, LA 70803-4001

⁵ Center for Radiophysics and Space Research, Cornell University, Ithaca, NY 14853

We discuss finite difference techniques for hyperbolic equations in non-trivial domains, as those that arise when simulating black hole spacetimes. In particular, we construct dissipative and difference operators that satisfy the summation by parts property in domains with excised multiple cubic regions. This property can be used to derive semi-discrete energy estimates for the associated initial-boundary value problem which in turn can be used to prove numerical stability.

I. INTRODUCTION

An important problem in astrophysics is to model in a detailed way the collision of two black holes [1, 2]. This requires numerically integrating Einstein's field equations and extracting from the simulations the relevant physical information. Unfortunately, it is difficult to obtain numerical solutions of these equations in generic three-dimensional settings, especially for long term simulations. Obstacles to this goal are encountered in both the analytical and numerical arenas. In the analytical one, the formulation of a well-posed initial-boundary value problem is not completely understood. This includes the definition of proper initial and boundary conditions and the equations determining the future evolution of the fields. In the numerical arena one seeks to define numerical techniques that allow for long term accurate evolutions. This requires the construction of appropriate discrete operators to implement the initial-boundary value problem. To date, despite considerable advances in both fronts [23], the challenge of simulating generic three-dimensional black hole systems remains unattained.

This article intends to provide some initial steps for setting up numerical techniques suitable to address the numerical stability of equations like the ones in question, by extending and devising finite difference techniques to tackle first order symmetric hyperbolic problems in non-trivial domains, with numerical stability being guaranteed in the linear case. Furthermore, via a local argument, one can assert that these methods should be useful in evolving smooth solutions of quasi-linear symmetric hyperbolic equations as well, as is the case of the full, non-linear Einstein vacuum equations when appropriately written [5]. Although the main motivation of this work is to present techniques for the simulation of Einstein's equations on domains with excised regions, the techniques here presented are readily applicable to any symmetric hyperbolic problem in such domains. Applications of these techniques in a variety of scenarios will be presented elsewhere [6, 7, 8, 9, 10].

This work is organized in the following way. In sections II and III we review some of the issues involved in obtaining stable numerical schemes through the energy method, to set the stage for the specialized discussions that follow. In section IV, the main new results of the article are presented: we derive three dimensional difference operators satisfying summation by parts for non-trivial domains which enable one to obtain energy estimates. We further introduce

dissipative operators which do not spoil these estimates. To complete a stability proof, one needs to impose boundary conditions without affecting the semi-discrete energy estimates obtained thanks to the use of the constructed dissipative and difference operators. One way of doing so is by imposing boundary conditions through an orthogonal projection, as done by Olsson [11], a technique which can even be applied to non-smooth domains. Conclusions are drawn in section V. The appendices include technicalities, discussions about Courant limits and further details about the implementation of boundary conditions.

II. NUMERICAL STABILITY THROUGH THE ENERGY METHOD: AN OVERVIEW

In order to construct stable finite difference schemes for initial-boundary value problems (IBVPs) associated with partial differential evolution equations we will use the method of lines [12]. This means that we first discretize the spatial derivatives appearing in the partial differential equations so as to obtain a large system of ordinary differential equations for the grid functions. This system is usually called semi-discrete system. In the following, we assume that the solutions of the partial differential equations satisfy an energy estimate which bounds some norm of the solution at some fixed time in terms of a constant $C = C(t)$ which is independent of the the initial and boundary data times

the same norm of the initial data and a bound on the boundary data. As we will discuss in more details below, one can derive a similar energy estimate for the semi-discrete system if the partial derivatives and the boundary conditions are discretized in an appropriate way. Provided that the constant C involved in this semi-discrete estimate can be chosen to be resolution-independent for small enough resolution, this immediately implies numerical stability for the semi-discrete problem. An important ingredient in the derivation of such estimates is the summation by parts (SBP) property which is the discrete analogue of integration by parts.

There are many possible discretizations of the partial derivatives and the boundary conditions which are consistent with the IBVP and which yield a stable semi-discrete scheme, and in general, the constant C will be larger than the corresponding constant C of the continuum problem. By carefully choosing the discretization one can achieve optimal semi-discrete energy bounds, in the sense that $C = C$ which means that the norm of the solution to the semi-discrete problem satisfies the same estimate as the norm of the solution to the analytic solution. Alternatively or complementary, one might want to add artificial dissipation in order to control the high frequency modes of the solution which are always poorly represented with finite difference approximations.

Finally, by discretizing the time derivatives one obtains the fully discrete system which is numerically implemented. If the semi-discrete system is stable one can show that the fully discrete system is stable as well, provided an appropriate time integrator is chosen. This will be briefly discussed later on.

To summarize, numerical stability in this approach reduces to

Formulate a wellposed IBVP for the problem one wants to solve at the continuum.

Construct difference operators for the domain of interest that satisfy the SBP property.

Optionally or even complementary:

{ Construct dissipative operators that do not spoil the energy estimate.

{ Rearrange the semi-discrete equations to achieve optimal energy estimates.

Impose boundary conditions without spoiling the semi-discrete stability.

Achieve fully discrete stability by appropriately choosing the time integrator.

The next subsections give an overview of these points. Section III discusses some issues that appear in the IBVP case, while section IV presents results for the case in which there are inner boundaries and excised regions in the computational domain.

A. Semi-discrete stability

1. Wellposedness

There are many definitions of wellposedness though roughly, and without going into too many technical details, an IBVP is said to be wellposed if

1. a local in time solution with certain smoothness exists,
2. the solution is unique, and,
3. the solution depends continuously on the initial and boundary data of the problem.

There are different approaches to obtaining wellposed formulations of a given problem. A common one is the so called energy method [12] where one seeks an energy norm which has the form

$$E(t) = \int \mathbf{u}(t; \cdot) \mathbf{u}(t; \cdot) = (\mathbf{u}; \mathbf{u}); \quad (1)$$

where $\mathbf{u}(t; \cdot)$, the solution of the IBVP at some given time t , lies in some Hilbert space with scalar product $(\cdot; \cdot)$. In many physical situations, this Hilbert space can be motivated by the existence of a conserved energy. In general however, the expression E does not need to coincide with any physical energy. For first order symmetric hyperbolic linear systems, the Hilbert space can be taken to be the space of square integrable functions over some domain with scalar product

$$(\mathbf{u}; \mathbf{v}) = \int \mathbf{u}^T \mathbf{H} \mathbf{v} dx; \quad (2)$$

where the symmetrizer H is a symmetric positive definite matrix-valued function on Ω which is bounded from above and away from zero, and $u \cdot v$ denotes the standard scalar product between the vector-valued functions u and v . In this case, and for suitable boundary conditions, one has an a priori estimate of the form

$$E(t) \leq C(t)E(0) + G(t); \quad t \geq 0; \quad (3)$$

where $C(t)$ is independent of the initial and boundary data, and $G(t)$ bounds the boundary data. This means that the solution at time t can be bounded by the energy at $t = 0$ and a bound on the energy pumped in through the boundary of the domain. In particular, for each fixed $t \geq 0$, small variations in the data result in small variations of the solution.

As an example, consider the initial-boundary value problem

$$\partial_t u(t; x) = \partial_x u(t; x); \quad x > 0; \quad t > 0; \quad (4)$$

$$u(0; x) = f(x); \quad (5)$$

$$u(t; 0) = g(t); \quad (6)$$

with smooth initial and boundary data, $f(x)$ and $g(x)$, respectively, that satisfy appropriate compatibility conditions at $(t; x) = (0; 0)$. We also assume appropriate fall-off conditions at $x = 1$. Taking a time derivative of the energy (1) with $H = 1$ and using the evolution equation (4) we obtain

$$\frac{d}{dt} E = (u; \partial_x u) - (\partial_x u; u) = u^2(t; 0); \quad (7)$$

where we have used integration by parts in the last step. Using the boundary condition (6) and integrating one obtains the energy estimate (3) with $C(t) = 1$ and $G(t) = \int_0^t g^2(\tau) d\tau$.

The energy method is not only a valuable tool in studying the system at the analytical level, but it can also be used to produce stable numerical discretizations by considering a discrete analogue. Essentially, this involves defining discrete operators with which one reproduces, at the discrete level, the steps taken at the continuum when obtaining the energy estimate. In what follows we briefly review the steps involved.

Before we proceed, we mention that the existence of an a priori energy estimate, where the energy norm has the form of an integral over a local density expression, is a sufficient but not necessary condition for well-posedness [12]. A different approach for analyzing stability is the Laplace method [13] which gives necessary conditions for well-posedness. However, the application of this method to obtain sufficient conditions is rather cumbersome and problem dependent. On the other hand, the energy method is considerably simpler and so it is preferred when applicable. This is the approach we shall follow in this article. It can be applied to a very large set of physical problems.

2. Summation by parts

As we have seen, a tool that is used in the derivation of energy estimates is integration by parts. In one dimension (1D) it reads

$$\int_a^b v(x) \partial_x u(x) dx + \int_a^b \partial_x v(x) u(x) dx = v(x) u(x) \Big|_a^b$$

where $a < b$. Let N be a positive integer, $x = (b-a)/N$ and consider the grid defined by $x_j = a + jx$, $j = 0; \dots; N$. The function $u(x)$ is approximated by a grid function $(u_j) = (u_0; \dots; u_N)$. One of the ingredients needed to obtain an energy estimate for the semi-discrete problem is to construct difference operators D (approximating the first order partial differential operator $\partial = \partial_x$) which satisfy a SBP rule [12]

$$(v; D u)^{[0; N]} + (D v; u)^{[0; N]} = v_j u_j \Big|_{j=0}^N; \quad (8)$$

with respect to some scalar product

$$(u; v)^{[0; N]} = \sum_{i; j=0}^N \tilde{w}_{ij} u_i v_j \quad (9)$$

Here, the weights (\tilde{w}_{ij}) must be chosen such that the norm $E = \|u\|^2 = (u; u)$, which can be seen as the discrete version of that defined in Eq. (1), is positive definite. A chief element of SBP in general requires a careful choice of both

the scalar product and difference operator; for a given choice of scalar product there might not exist any difference operators satisfying the SBP property. In the following, we skip the label when it refers to the trivial scalar product $\tilde{u}_{ij} = u_{ij}$. Also, when there is no need to specify the domain, we skip the superscript $[0;N]$.

Having a 1D operator that satisfies SBP with respect to a diagonal scalar product $\tilde{u} = (\tilde{u}_{ij}) = (u_{ij})$, one can construct a 3D operator by simply applying the 1D difference operator in each direction. The resulting 3D operator satisfies SBP with respect to the scalar product

$$(u;v) = \sum_{ijk} u_{ijk} v_{ijk};$$

with coefficients (making a slight abuse of notation) $u_{ijk} = u_{ijk}$ [1]. This is not necessarily true if \tilde{u} is not diagonal. For this reason, we will only consider diagonal scalar products in this article. In the absence of boundaries, SBP reduces to

$$(v;D u)^{(1,1)} + (D v;u)^{(1,1)} = 0; \quad (10)$$

provided suitable fall-off conditions are imposed. In this case simple 1D operators that satisfy SBP with respect to the trivial scalar product are the standard centered difference operators $D = D_0$; for example,

$$(D_0 u)_j = \frac{u_{j+1} - u_{j-1}}{2 \Delta x} \quad (\text{second order accurate}) \quad (11)$$

$$(D_0 u)_j = \frac{u_{j+2} + 8u_{j+1} - 8u_{j-1} - u_{j-2}}{12 \Delta x} \quad (\text{fourth order accurate}) \quad (12)$$

etc. Defining a 3D difference operator by just applying this one-dimensional one in each direction will satisfy SBP with respect to the trivial 3D scalar product.

As a simple application, consider the initial value problem for the symmetric hyperbolic system,

$$\partial_t u(t;x) = A^i \partial_i u(t;x) + B u(t;x); \quad x \in \mathbb{R}^3; t > 0; \quad (13)$$

$$u(0;x) = f(x); \quad (14)$$

where $u(t;x)$ is a vector-valued function, the initial data $f(x)$ vanishes for $|x|$ sufficiently large, and where the matrices A^i are symmetric. Assume for simplicity that the A^i are constant and that $B = 0$. At the analytic level, the energy norm defined by Eq. (1) with $H = 1$ satisfies $E(t) = E(0)$. If we replace ∂_i by the centered differencing operator D_i in the i 'th direction, the discrete energy $E(t) = \|u(t)\|_k^2$ with respect to the trivial discrete scalar product satisfies the same estimate: $E(t) = E(0)$, and the scheme is stable by construction.

3. Dissipation

Even though one can achieve numerical stability through SBP, it is sometimes convenient to add artificial dissipation to the problem. One possible reason for doing so is the presence of high frequency modes which (even if they go away with increasing resolution) grow in time at fixed resolution. Although this would not be the case in our present discussion, it is well known that the addition of dissipation can aid in stabilizing schemes that would otherwise be numerically unstable. An example of this would be the case of system that is stable at the semi-discrete level (for example, a symmetric system discretized with operators satisfying SBP) but becomes unstable because the region of absolute stability of the time integrator does not contain a neighborhood of the origin along the imaginary axis.

As an example, consider the initial value problem (13,14). The standard way [12] to introduce dissipation in the problem is to modify the right-hand side (RHS) of the equations

$$A^i \partial_i u + B u \rightarrow A^i D_i u + B u + Q_d^{(x)} u + Q_d^{(y)} u + Q_d^{(z)} u;$$

where D_i is a differential operator satisfying SBP and where Q_d is a differential operator that vanishes in the limit of infinite resolution, such that the consistency of the scheme is not altered, and such that

$$(u;Q_d u) \leq 0 \quad \text{for all } u; \quad (15)$$

with some inner product for which a discrete energy estimate holds (for example, the one with respect to which SBP holds). The dissipative property (15) ensures that the discrete energy estimate is not spoiled and might be useful to

stabilize an otherwise unstable scheme. Furthermore, Q_d can be chosen such that it controls spurious high frequency modes in the solution.

As mentioned above, in the absence of boundaries, standard centered derivatives satisfy SBP with respect to the trivial scalar product. Similarly, the Kreiss-Oliger dissipation [14]

$$Q_d = (-1)^{r-1} (x)^{2r-1} D_+^r D_-^r; \quad 0; \quad (16)$$

where

$$D_+ u_j = \frac{u_{j+1} - u_j}{x}; \quad D_- u_j = \frac{u_j - u_{j-1}}{x}; \quad (17)$$

denote the one-sided difference operators, satisfies the dissipative property (DP) with respect to that scalar product. Furthermore, if the accuracy of the scheme without artificial dissipation is q , choosing $2r-1 \geq q$ does not affect the accuracy of the scheme. Notice also that with a slight abuse of notation we have used D to denote the dissipative parameter; this should not cause confusion with respect to ρ_i used in the context of weights of scalar products, since the latter have subindices.

4. Optimal energy bounds

So far, we have discussed how to obtain energy estimates for the semi-discrete problem by constructing finite difference operators that satisfy SBP. These estimates imply numerical stability, by providing a discrete analogue of Eq. (3). Although the resulting scheme is stable the discrete estimate in principle might not agree with that found at the continuum; that is, the constant $C(t)$ appearing in the discrete analogue of Eq. (3) might be larger than $C(t)$. If one can show that $C(t) = C(t)$ we say that the scheme is strictly stable [24]. The solution to non-strictly stable schemes can have unwanted features such as artificial growth in time of the errors. In the limit $\Delta x \rightarrow 0$ these features would disappear; but one would like to avoid or minimize them even at fixed resolution.

For first order symmetric hyperbolic linear systems, like the one described by Eqs. (13,14), one can achieve strict stability [11] by rewriting the partial differential equation in skew-symmetric form:

$$\partial_t u = \frac{1}{2} A^i D_i u + \frac{1}{2} D_i (A^i u) + B - \frac{1}{2} \partial_i (A^i) u; \quad (18)$$

One can show that the resulting scheme is strictly stable with respect to the energy $E(t) = \frac{1}{2} \int u^T k^2 u$ defined by the trivial discrete scalar product. In contrast to this, the simple discretization $\partial_t u = A^i D_i u + B u$, while yielding a stable scheme, does not necessarily yield a strictly stable scheme if the matrices A^i are not constant. Strict stability is particularly useful if the formulation at the continuum admits a sharp estimate. In this case, the construction of a strictly stable scheme can be exploited to rule out artificial growth of the solutions [6]. Consider, for example, a system with time-independent coefficients,

$$\partial_t u = A^i(x) \partial_i u + B(x) u; \quad (19)$$

Let H be a symmetrizer, i.e. a symmetric positive definite matrix-valued function $H(x)$ which is bounded from above and away from zero and which is such that the matrices $H A^i$ are symmetric. If H can be chosen such that

$$\partial_i (H A^i) = H B + (H B)^T; \quad (20)$$

one can show that the energy given by Eq. (1) is conserved, and that by rewriting the semi-discrete equations as

$$\partial_t u = \frac{1}{2} A^i D_i u + \frac{1}{2} H^{-1} D_i (H A^i u) + B - \frac{1}{2} H^{-1} \partial_i (H A^i) u;$$

the semi-discrete energy does not grow either. Therefore the numerical solution will not have spurious growth even at a fixed resolution. In principle, there is no reason why such a symmetrizer should exist. However, on physical grounds, there should be one whenever there is a well defined local energy density.

The usefulness of having a conserved energy at the semi-discrete level is discussed in detail in Ref. [6].

B . Fully discrete stability

Proceeding through the steps above described (IIA 1-IIA 2), and optionally (IIA 3-IIA 4), one obtains an energy estimate for the semi-discrete problem which implies numerical stability for this semi-discrete system .

However, one is of course interested in the stability of the fully discrete problem . One particular simple but powerful approach to achieve this goal is to follow the strategy based on the method of lines and employ a time-integrator guaranteed to give rise to a stable scheme. A useful feature of this approach is that one can derive conditions for the time integrator that are sufficient for fully discrete stability and independent of the details of the spatial discretization [15, 16, 17]. Two rather straightforward options are given by third and fourth order Runge-Kutta schemes [15, 16, 17]. In appendix C we present an elementary discussion, for a wave equation in a domain without boundaries, that gives an idea of possible values of the Courant factor. For more complicated equations and domains see Ref. [17].

So far our discussion has ignored the presence of boundaries. However these are unavoidable in most problems of interest. In the next sections we discuss how to modify the previously described techniques such that one recovers an energy estimate in the presence of boundaries. For the sake of clarity in the presentation, we first concentrate on simple domains which do not possess inner boundaries and then consider the case of domains with holes.

III. NUMERICAL STABILITY FOR IBVPS

We here discuss appropriate finite-difference schemes for simple 3D domains. Consider the following IBVP in the cubic domain $\Omega = [0;1] \times [0;1] \times [0;1]$, with maximally dissipative boundary conditions (ν denoting its (non-smooth) boundary),

$$\partial_t u(t; \mathbf{x}) = \mathbf{A}^i \partial_i u(t; \mathbf{x}) + \mathbf{B} u(t; \mathbf{x}); \quad \mathbf{x} \in \partial\Omega; t > 0; \quad (21)$$

$$u(0; \mathbf{x}) = f(\mathbf{x}); \quad \mathbf{x} \in \Omega; \quad (22)$$

$$w_{\pm}(t; \mathbf{x}) = \mathbf{S}(\mathbf{x}) w_{\mp}(t; \mathbf{x}) + g(t; \mathbf{x}); \quad \mathbf{x} \in \partial\Omega; t > 0; \quad (23)$$

where the matrices \mathbf{A}^i are symmetric and $w_{\pm}(t; \mathbf{x})$ represent the in- and outgoing characteristic variables with respect to the unit outward normal to the boundary. It is assumed that the coupling matrix $\mathbf{S}(\mathbf{x})$ does not depend on time and is smooth enough so as to imply an energy estimate [18]. It is also assumed that the initial and boundary data are smooth enough and satisfy compatibility conditions at the intersection between the initial surface and boundaries.

A . Summation by parts

If one discretizes the RHS of equation (21) according to

$$\partial_t u(t) = \mathbf{A}^i D_i u(t; \mathbf{x}) + \mathbf{B} u(t; \mathbf{x}); \quad \mathbf{x} \in \partial\Omega; t > 0; \quad (24)$$

where the discrete derivative operator D_i satisfies SBP, one will obtain an energy estimate, modulo boundary contributions that appear after SBP. As already mentioned, a simple strategy to construct 3D operators satisfying SBP is to use in each direction a 1D operator satisfying SBP with respect to a diagonal scalar product, and this is what we do in what follows.

Existence proofs of high order difference operators and scalar products satisfying SBP in 1D with boundaries can be found in [19]. Explicit expressions for these operators can be found in [12, 20] (some of these operators have non-diagonal associated scalar products, and therefore their use beyond one dimensional cases does not guarantee numerical stability). In the interior the derivatives are approximated by one of the centered finite difference operators mentioned in the previous section, and the operator is modified near the boundary points. The simplest example is

$$D_0 u_0 = D_+ u_0; \quad D_j u_j = D_0 u_j \quad (j = 1; \dots; N-1); \quad D_N u_N = D_- u_N; \quad (25)$$

where the operators $D_0; D_+; D_-$ are defined in Eqs. (11) and (17). The operator (25) is second order accurate in the interior and first order at the boundaries. It satisfies SBP, Eq. (8), with respect to the diagonal scalar product $\langle u, v \rangle = \sum_{j=0}^N u_j v_j = 1=2, \quad v_j = 1$ for $j = 1; \dots; N-1$. For high order difference operators, the operator and the weights in the scalar product may need to be modified at points that are near the boundary points as well.

If the boundary is not smooth and possesses corners and edges the prescription remains the same, provided the vertices and edges are convex. Since in the diagonal case the 3D scalar product is just the product of the 1D one, the weights w_{ijk} are $w_{ijk} = 1$ in the interior points, and in the outer boundary: $w_{ijk} = 1=2 = 1=2$ at the boundary faces, $w_{ijk} = 1=2 = 1=2 = 1=4$ at the edges and $w_{ijk} = 1=2 = 1=2 = 1=2 = 1=8$ at the vertices. The presence of concave edges and vertices requires modifications, which need to be treated carefully. These will arise, for instance, when considering a computational domain with an interior excised region. We discuss this case in section IV.

B. Artificial dissipation

Having introduced the simple difference operator (25) that satisfies SBP in a cubic domain with respect to the 1D scalar product $\text{diag}(1=2;1;1;:::;1;1;1=2)$, we now construct some operators that satisfy the dissipative property with respect to the same scalar product. We start with the dissipation operator (16) for $r = 1$ but redefine and rewrite the operator as

$$Q_d = (\mathbf{x})^s D_+ D_- \quad ; \quad (26)$$

In the absence of boundaries, it satisfies the DP for all $s = 1;2;3:::$. Notice that unless $s = 1$, the dissipation parameter is not dimensionless. As we will see later, this redefinition is convenient when boundaries are present. The goal is to define Q_d through Eq. (26) for $i = 1:::N-1$, and to extend its definition to $i = 0;N$ such that the DP holds. Through a straightforward expansion one gets

$$\begin{aligned} (u; Q_d u)^{[0;N]} &= \frac{\mathbf{x}}{2} u_0 Q_d u_0 + (\mathbf{x})^s (u; D_+ D_- u)^{[1;N-1]} + \frac{\mathbf{x}}{2} u_N Q_d u_N \\ &= (\mathbf{x})^s kD_- u k^{[1;N]}^2 + \frac{\mathbf{x}}{2} u_0 Q_d u_0 - 2 (\mathbf{x})^{s-1} D_+ u_0 \\ &\quad + \frac{\mathbf{x}}{2} u_N Q_d u_N + 2 (\mathbf{x})^{s-1} D_- u_N \quad ; \end{aligned}$$

where the second equality comes from Eq. (A4) of appendix A.

Certainly, there are many possible definitions of Q_d at the boundary points that imply the DP, Eq. (15). The simplest one is

$$\begin{aligned} Q_d u_0 &= 2 (\mathbf{x})^{s-1} D_+ u_0 \quad ; \\ Q_d u_j &= (\mathbf{x})^s D_+ D_- u_j \quad ; (j = 1:::N-1) \quad ; \\ Q_d u_N &= 2 (\mathbf{x})^{s-1} D_- u_N \quad ; \end{aligned} \quad (27)$$

Note that this dissipative term vanishes in the limit $\mathbf{x} \rightarrow 0$ only if $s > 1$. On the other hand, in those cases, the amplification factor of the high frequency modes depends on the resolution already in the absence of boundaries. That is, consistency requires $s > 1$, and in those cases the amplification factor converges to the non-dissipative one as $\mathbf{x} \rightarrow 0$. This means that the dissipative operator just constructed cannot be expected to cure difference schemes which are unstable. It can only be applied to systems where the amplification factor does not become greater than one in the limit of high resolution; that is, to schemes which are already stable in the absence of dissipation. We now prove on this.

In the absence of boundaries, the standard way of correcting this is by considering dissipative operators of the form (16) with $2r-1 \leq q$, which satisfy the DP and do not change the accuracy of a scheme which uses q 'th order accurate difference operators. Therefore, we now look for corrections to the operator (16) at and near the boundary points. For simplicity, let us consider the case of a dissipative operator for an otherwise second order scheme; that is, assume we are using difference operators of order two in the interior, and first order at boundary points. Then, for $i = 2:::N-2$ we define Q_d through equation (16) with $r = 2$, that is, we set

$$Q_d = (\mathbf{x})^s D_+^2 D_-^2 \quad ; \quad (28)$$

where we have redefined \mathbf{x} , as before. The modification at and near the boundary points is motivated by a calculation that is similar to the one presented above:

$$\begin{aligned} (u; Q_d u)^{[0;N]} &= \frac{1}{2} \mathbf{x} u_0 Q_d u_0 + \mathbf{x} u_1 Q_d u_1 - (\mathbf{x})^s (u; D_+^2 D_-^2 u)^{[2;N-2]} \\ &\quad + \mathbf{x} u_{N-1} Q_d u_{N-1} + \frac{1}{2} \mathbf{x} u_N Q_d u_N \quad ; \quad (29) \\ &= u_0 \left[\frac{\mathbf{x}}{2} Q_d u_0 + (\mathbf{x})^{s-1} D_+^2 u_0 \right] \\ &\quad + u_1 \left[\mathbf{x} Q_d u_1 + (\mathbf{x})^{s-1} D_+^2 D_-^2 u_1 \right] \\ &\quad + (\mathbf{x})^s kD_+ D_- u k^{[1;N-1]}^2 \\ &\quad + u_{N-1} \left[\mathbf{x} Q_d u_{N-1} + (\mathbf{x})^{s-1} D_-^2 D_+^2 u_{N-1} \right] \\ &\quad + u_N \left[\frac{\mathbf{x}}{2} Q_d u_N + (\mathbf{x})^{s-1} D_-^2 u_N \right] \quad ; \quad (30) \end{aligned}$$

where in the last equality we have used properties listed in appendix A .

As before, there is more than one way of satisfying the DP, the simplest one being:

$$\begin{aligned}
 Q_d u_0 &= 2 (\Delta x)^s {}^2 D_+^2 u_0 ; \\
 Q_d u_1 &= (\Delta x)^s {}^2 (D_+^2 - 2D_+ D) u_1 ; \\
 Q_d u_j &= (\Delta x)^s (D_+ D)^2 u_j ; \quad j = 2; \dots; N - 2 ; \\
 Q_d u_{N-1} &= (\Delta x)^s {}^2 (D_+^2 - 2D_+ D) u_{N-1} ; \\
 Q_d u_N &= 2 (\Delta x)^s {}^2 D_-^2 u_N ;
 \end{aligned} \tag{31}$$

For $s = 3$ the high frequency modes are now damped in a resolution independent way while the dissipative term vanishes in the limit $\Delta x \rightarrow 0$. In this case, the dissipative operator constitutes a third order correction in the interior and a first order one at the boundary points and the two grid points next to it. Adding this operator to the RHS of the equations does not affect the consistency of the scheme, but reduces in one the order of accuracy at the grid points 1 and $N - 1$ (recall that the difference scheme was already first order at the boundary points, so the accuracy there is not changed).

C . Boundary conditions

Finally, the maximally dissipative boundary conditions (23) are implemented by multiplying the RHS of (24) from left by an appropriate projection operator $[11] P$. For homogeneous boundary conditions, P is the projection on the space of grid functions that satisfy the boundary conditions (23) with $g = 0$ which is orthogonal with respect to the scalar product for which SBP holds. The orthogonality of P makes sure that the energy estimate is not spoiled, and hence numerical stability still follows. Furthermore, if P is time-independent, a solution to the resulting semi-discrete system automatically satisfies the boundary conditions. Inhomogeneous boundary conditions are discussed in appendix D .

IV . SBP AND DISSIPATION FOR IBVP IN DOMAINS WITH EXCISED REGIONS

In the previous section we restricted our discussions to computational domains without inner boundaries. Now we extend those results to non-trivial computational domains. To simplify the discussion we restrict ourselves to the case where a single cubic box is cut out of the computational domain. However, it is straightforward to see that the difference and dissipative operators constructed in this section can also be applied to a domain with multiple cubic boxes excised from the computational domain, such that SBP and the dissipative property (DP) are satisfied.

A . Summation by parts

We will only analyze the case in which the second order centered difference operator D_0 , defined in Eq. (11), is used in the interior. The possibility of constructing higher order accurate operators is discussed in appendix B . The modification of D_0 and its associated scalar product at the outer boundary points has already been discussed in the previous section .

In order to define the scalar product and the difference operators at the excision boundary such that SBP holds, we restrict ourselves, without loss of generality, to an arbitrary line which is parallel to the x axis. For points on such a line we assume that the difference operator in the x direction depends only on neighboring points on this line (as we will see next, this assumption suffices for our purposes). In order to label the grid points on such a line we only need the index i and assume that there is an inner boundary at, say, $i = 0$. We will use centered differences at the neighbors $i = 1$ and $i = -1$ (this will also turn out to be sufficient) but leave the scalar product at these points undefined for the moment. That is, Δ_{ijk} at points $i = -1; 0; 1$ takes some values $\Delta_{-1,0}, \Delta_{0,0}, \Delta_{0,1}$, respectively. Note that since the difference operators at the outer boundaries have already been introduced in section III, for the sake of clarity and without loss of generality, we will now ignore this outer boundary and consider the case where only an inner boundary is present. Therefore, in what follows, the subindices range from -1 to 1 .

By splitting the scalar product in the different sub-domains one gets (omitting the sum over j and k)

$$(u; D v) + (v; D u) = (u; D_0 v)^{(-1; 1)} + (v; D_0 u)^{(-1; 1)} +$$

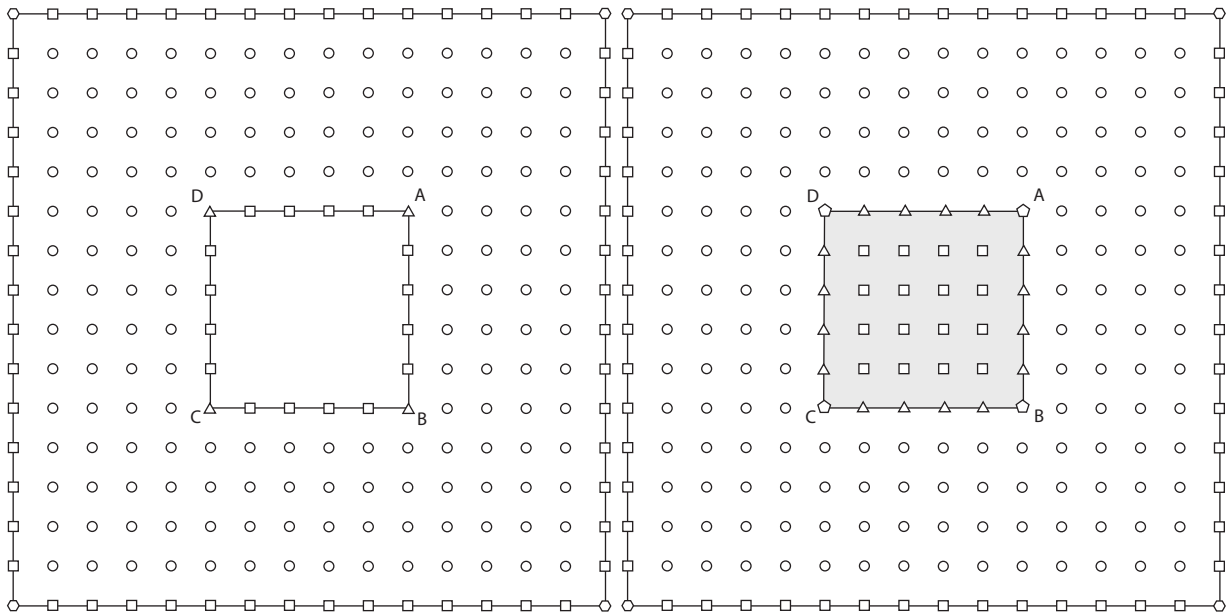


FIG . 1: The figure illustrates the set of grid points belonging to a $z = \text{const.}$ plane that passes through the interior of the excised cube (left panel), or cuts the top or bottom of it (right panel, also shown in Fig.2). The weights w_{ijk} that appear in the scalar product are 1 at interior grid points (circles), 1=2 at boundary faces (squares), 1=4 at convex edges (hexagons), 1=8 at convex vertices, 3=4 at concave edges (triangles) and 7=8 at concave vertices (pentagons).

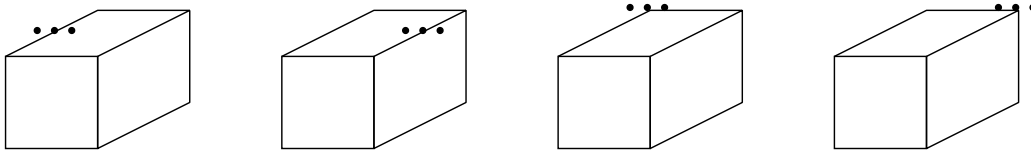


FIG . 2: Examples with interior points at the left and right of an edge, respectively, and to the left and right of a vertex, respectively (sweeping from left to right in the figure).

$$\begin{aligned} & x (u_0 D v_0 + v_0 D u_0) + (u; D_0 v)^{[1;1]} + (v; D_0 u)^{[1;1]} \\ & = \frac{1}{2} (v_0 u_1 + u_0 v_1) + x (u_0 D v_0 + v_0 D u_0) - \frac{1}{2} (u_0 v_1 + v_0 u_1) : \end{aligned} \tag{32}$$

We now assume that the modified difference operator at $i = 0$ has a stencil of width three; that is, we assume that it has the form

$$D u_0 = \frac{q u_1 + r u_0 + s u_{-1}}{x} ; \tag{33}$$

with q, r, s to be determined later. Taylor-expanding Eq. (33) in x one obtains that in order for $D u_0$ to be consistent with ∂_x the conditions

$$q + r + s = 0 ; \quad q - s = 1 \tag{34}$$

must be satisfied. Inserting Eq. (33) and these conditions in Eq. (32) one sees that in order for SBP to hold, the mixed terms of the form $v_0 u_{-1}$ must vanish. This yields

$$+ 2 s = 0 ; \quad 2 q = 0 : \tag{35}$$

Equations (34) and (35) completely fix, at $i = 0$, the derivative operator (i.e. the coefficients q, r, s), and the scalar product (i.e.,):

$$= \frac{+}{2} ;$$

$$D u_0 = \frac{u_1 + (\dots)u_0 - u_{-1}}{(\dots)x} :$$

Notice that, unless $\dots = \dots$ (which in our case would correspond to $i=0$ actually not being part of a boundary, as we will now see), the modified difference operator (36) is only a first order accurate approximation of ∂_x , as is the case at the outer boundary points.

We now explicitly write down the scalar product and difference operator just constructed for the different possible inner boundary points:

Edges:

By definition of an edge, one neighbor lies in the interior (and has scalar product weight equal to 1) and the other lies at a face (and has scalar product weight equal to 1=2). Therefore, Eq. (36) implies that $\dots = (1+1=2)=2=3=4$. Thus, the expressions for the derivative operator (depending on the face's side) are,

interior points are (see Fig. 2)	(; ;)	$D u_0$
to the left of face	(1;3=4;1=2)	$\frac{u_1 + u_0 - 2u_{-1}}{3x}$
to the right of face	(1=2;3=4;1)	$\frac{2u_1 - u_0 - u_{-1}}{3x}$

Vertices:

Similarly, at a vertex one neighbor lies in the interior (and has scalar product weight equal to 1), and the other lies at an edge (and has scalar product weight equal to 3=4), therefore $\dots = (1+3=4)=2=7=8$ and the corresponding derivative operators are:

interior points are (see Fig. 2)	(; ;)	$D u_0$
to the left of vertex	(1;7=8;3=4)	$\frac{3u_1 + u_0 - 4u_{-1}}{7x}$
to the right of vertex	(3=4;7=8;1)	$\frac{4u_1 - u_0 - 3u_{-1}}{7x}$

B. Dissipative operator: second order form

The dissipative operators computed in section IIIB need to be modified at the excision boundary. We again assume that the grid point under consideration at the inner boundary is at index 0 with $u_0 = \dots$, and that at the neighbors, $u_1 = \dots$, $u_{-1} = \dots$. We expand the corresponding scalar product:

$$\begin{aligned} (u; Q_d u) &= (u; Q_d u)^{(\dots; \dots)} + (u; Q_d u)^{(0;0)} + (u; Q_d u)^{[\dots; \dots]} \\ &= (u; Q_d u)^{(\dots; \dots)} + (u; Q_d u)^{(0;0)} + (u; Q_d u)^{[\dots; \dots]} \\ &= (\dots)^s (u; D_+ D_- u)^{(\dots; \dots)} \\ &\quad + \dots Q_d u_0 + (\dots)^s (u; D_+ D_- u)^{[\dots; \dots]} \\ &= (\dots)^s \left[k D u k^{(\dots; 0]}^2 + k D u k^{[\dots; \dots]}^2 \right] \\ &\quad + u_0 [Q_d x + (\dots)^s (D_+ D_-)] u_0 ; \end{aligned}$$

where the last equality is due to Eq. (A 4).

Therefore one (non-unique, but simple) possibility is to choose:

$$Q_d u_0 = -(\dots)^s (D_+ D_-) u_0 :$$

in which case

$$(u; Q_d u) = (\dots)^s \left[k D u k^{(\dots; 0]}^2 + k D u k^{[\dots; \dots]}^2 \right] :$$

Making the expressions for the dissipation explicit:

Edges:

interior points are (see Fig. 2)	(; ;)	$Q_d u_0$
to the left of face	(1;3=4;1=2)	$\frac{2}{3} (x)^{s-1} (D_+ + 2D_-) u_0$
to the right of face	(1=2;3=4;1)	$\frac{2}{3} (x)^{s-1} (2D_+ + D_-) u_0$

Vertices:

interior points are (see Fig. 2)	(; ;)	$Q_d u_0$
to the left of face	(1;7=8;3=4)	$\frac{2}{7} (x)^{s-1} (3D_+ + 4D_-) u_0$
to the right of face	(3=4;7=8;1)	$\frac{2}{7} (x)^{s-1} (4D_+ + 3D_-) u_0$

C. Dissipative operator: fourth order form

The modification in this case follows along similar lines:

$$\begin{aligned}
 (u; Q_d u) &= (u; Q_d u)^{[1; 2]} + (u; Q_d u)^{[1; 1]} + (u; Q_d u)^{[0; 0]} \\
 &+ (u; Q_d u)^{[1; 1]} + (u; Q_d u)^{[1; 1]} \\
 &= (u; Q_d u)^{[1; 2]} + (u; Q_d u)^{[1; 1]} + (u; Q_d u)^{[0; 0]} \\
 &+ (u; Q_d u)^{[1; 1]} + (u; Q_d u)^{[2; 1]} \\
 &= (x)^s u; (D_+ D_-)^2 u^{[1; 2]} + x u_1 Q_d u_1 \\
 &+ x u_0 Q_d u_0 + x u_1 Q_d u_1 + (x)^s (u; D_+^2 D_-^2 u)^{[2; 1]} \\
 &= (x)^s k_{D_+ D_-} u k^{[1; 1]}^2 + k_{D_+ D_-} u k^{[1; 1]}^2 \\
 &+ u_1 (x)^{s-1} (2D_+ D_- + D_-^2) + x Q_d u_1 \\
 &+ u_0 x Q_d + (x)^{s-1} (D_-^2 + D_+^2) u_0 \\
 &+ u_1 x Q_d u_1 + (x)^{s-1} (D_+^2 + 2D_+ D_-);
 \end{aligned} \tag{36}$$

where the last equality is due to Eq. (A3).

Therefore one possible choice is

$$\begin{aligned}
 Q_d u_1 &= (x)^{s-2} (D_-^2 + 2D_+ D_-) u_1; \\
 Q_d u_0 &= \frac{(x)^{s-2}}{(D_-^2 + D_+^2)} u_0; \\
 Q_d u_1 &= (x)^{s-2} (D_+^2 + 2D_+ D_-) u_1;
 \end{aligned}$$

The case $s = 3$ should be the preferred one, since then the amplification factor does not depend on resolution.

Making the expressions for the dissipation explicit:

Edges:

interior points are (see Fig. 2)	(; ;)	$Q_d u_0$
to the left of face	(1;3=4;1=2)	$\frac{2}{3} (x)^{s-1} (2D_-^2 + D_+^2) u_0$
to the right of face	(1=2;3=4;1)	$\frac{2}{3} (x)^{s-1} (D_-^2 + 2D_+^2) u_0$

Vertices:

interior points are (see Fig. 2)	(; ;)	$Q_d u_0$
to the left of vertex	(1;7=8;3=4)	$\frac{2}{7} (x)^{s-1} (4D^2 + 3D^2_+) u_0$
to the right of vertex	(3=4;7=8;1)	$\frac{2}{7} (x)^{s-1} (3D^2 + 4D^2_+) u_0$

V. CONCLUSIONS

We have presented a set of 3D operators satisfying summation by parts which can be used in non-trivial domains. The use of these operators to numerically implement first order symmetric hyperbolic systems guarantee stability of the semi-discrete system. Additionally, the use of appropriate time integrators and a consistent treatment of the boundary provide a systematic way to achieve a stable implementation. Furthermore, in order to rule out artificial growth, we have defined dissipative operators which do not spoil the energy growth estimates.

The usefulness of these techniques will be highlighted in their application to different problems elsewhere. In particular, these applications include the evolution of scalar and electromagnetic fields propagating in black hole backgrounds in 3D [6]; scalar fields in 2D with a moving black hole [7]; bubble spacetimes which require evolving the 5D Einstein equations in the presence of symmetries [8], the construction of schemes capable to deal with the axis of symmetry in 2D, axisymmetric scenarios [9] and 3D numerical simulations of single black holes in full nonlinear GR [10].

VI. ACKNOWLEDGMENTS

We would like to thank H.O. Kreiss, D. Nielsen, P. O. Jansson, J. Pullin, and E. Tadmor for very useful discussions, comments and suggestions throughout this work. This work was supported in part by grants NSF-PHY-9800973, NSF-PHY-0244335, NSF-INT-0204937, PHY 99-07949, NASA-NAG 5-13430, by funds of the Horace Hearn Jr. Institute for Theoretical Physics, and by Agencia Cordoba Ciencia, CONICET, and SeCyT UNC. LL has been partially supported by the Sloan Foundation.

APPENDIX A: BASIC PROPERTIES OF FINITE DIFFERENCE OPERATORS

In this appendix the definition and some properties of the first order

$$D_+ u_j = \frac{u_{j+1} - u_j}{x} ; \quad D_- u_j = \frac{u_j - u_{j-1}}{x} ;$$

and second order accurate

$$D_0 u_j = \frac{u_{j+1} - u_{j-1}}{2x}$$

finite difference operators are given. The proofs of the following statements can be found in Ref. [12], for instance. One can show that with respect to the scalar product and norm

$$(u;v)^{[r;s]} = \sum_{j=r}^s u_j v_j x; \quad \|u\|^{[r;s]} = (u;u)^{[r;s]} ;$$

the following properties hold:

$$\begin{aligned} (u;D_+ v)^{[r;s]} &= (D_- u;v)^{[r+1;s+1]} + u_j v_j \frac{1}{x} \\ &= (D_+ u;v)^{[r;s]} - h (D_+ u;D_+ v)^{[r;s]} + u_j v_j \frac{1}{x} ; \\ (u;D_- v)^{[r;s]} &= (D_+ u;v)^{[r-1;s-1]} + u_j v_j \frac{1}{x} \\ &= (D_- u;v)^{[r;s]} + h (D_- u;D_- v)^{[r;s]} + u_j v_j \frac{1}{x} ; \\ (u;D_0 v)^{[r;s]} &= (D_0 u;v)^{[r;s]} + \frac{1}{2} (u_j v_{j+1} + u_{j+1} v_j) \frac{1}{x} ; \end{aligned}$$

The following equalities are needed in the derivation of the modified derivative and dissipative operators near the boundary

$$(u; D_0 u)^{[r;s]} = \frac{1}{2} (u_j u_{j+1})_{\frac{1}{2}}^{s+1}; \quad (\text{A } 1)$$

$$(u; D_+ D_- u)^{[r;s]} = k D_+ u k^{[r;s+1]} + u_{s+1} D_- u_{s+1} - u_{r-1} D_+ u_{r-1}; \quad (\text{A } 2)$$

$$(u; (D_+ D_-)^2 u)^{[r;s]} = k D_+ D_- u k^{[r-1;s+1]} + \frac{u_{s+1}}{x} 2 D_+ D_- D_-^2 u_{s+1} \\ + \frac{u_{s+2}}{x} D_-^2 u_{s+2} + \frac{u_{r-1}}{x} 2 D_+ D_- D_+^2 u_{r-1} - \frac{u_{r-2}}{x} D_+^2 u_{r-2}; \quad (\text{A } 3)$$

A sketch of the calculation that leads to the last equality is:

$$(u; (D_+ D_-)^2 u)^{[r;s]} = k D_+ D_- u k^{[r;s]} + (u_j D_- D_+ D_- u_j - D_+ u_j D_+ D_- u_j)_{\frac{1}{2}}^{s+1} \\ = (k D_+ D_- u k^{[r;s]})^2 + \frac{1}{h} (u_{j-1} D_+^2 u_{j-1} - u_j D_-^2 u_j)_{\frac{1}{2}}^{s+1} \\ = k D_+ D_- u k^{[r-1;s+1]} + \frac{u_{s+1}}{x} 2 D_+ D_- D_-^2 u_{s+1} \\ + \frac{u_{s+2}}{x} D_-^2 u_{s+2} + \frac{u_{r-1}}{x} 2 D_+ D_- D_+^2 u_{r-1} - \frac{u_{r-2}}{x} D_+^2 u_{r-2}; \quad (\text{A } 4)$$

APPENDIX B: ON THE EXISTENCE OF CERTAIN CLASS OF FOURTH ORDER DIFFERENCE OPERATORS SATISFYING SBP WHEN EXCISED REGIONS ARE PRESENT

Here we analyze the question of whether one can construct high order difference operators satisfying SBP in a domain with excised cubic regions. More precisely, we seek difference operators that are fourth order in the interior and, as in the rest of the article, we assume that the 3D operator is inherited by a 1D one with diagonal scalar product, that the operator approximating, say, ∂_x , depends only on points to the left or the right. Unfortunately the calculation below shows that such an operator cannot be constructed. However, a difference operator that satisfies SBP and is fourth order accurate almost everywhere in the interior could be obtained by means of a different approach where one decomposes the domain into cubes [22].

1. Fourth order accurate operators for domains without excised regions

The finite difference operator

$$(Q u)_j = D_0 \cdot I \cdot \frac{(x)^2}{6} D_+ D_- u_j = \frac{u_{j+2} + 8u_{j+1} - 8u_{j-1} + u_{j-2}}{12x} \quad (\text{B } 1)$$

is a fourth order approximation of $d=dx$. Strand [20] showed that there exists a unique second order accurate modification of this operator near the boundaries, given by

$$(Q u)_0 = (48u_0 + 59u_1 - 8u_2 - 3u_3)/(34x); \\ (Q u)_1 = (u_2 - u_0)/(2x); \\ (Q u)_2 = (8u_0 - 59u_1 + 59u_3 - 8u_4)/(86x); \\ (Q u)_3 = (3u_0 - 59u_2 + 64u_4 - 8u_5)/(98x); \\ (Q u)_{N-3} = (8u_{N-5} - 64u_{N-4} + 59u_{N-2} - 3u_N)/(98x); \\ (Q u)_{N-2} = (8u_{N-4} - 59u_{N-3} + 59u_{N-1} - 8u_N)/(86x); \\ (Q u)_{N-1} = (u_N - u_{N-2})/(2x); \\ (Q u)_N = (3u_{N-3} + 8u_{N-2} - 59u_{N-1} + 48u_N)/(34x) \quad (\text{B } 2)$$

that satisfies SBP with respect to a diagonal scalar product, with

$$i = \left(\frac{17}{48}; \frac{59}{48}; \frac{43}{48}; \frac{49}{48}; 1; 1; \dots; 1; 1; \frac{49}{48}; \frac{43}{48}; \frac{59}{48}; \frac{17}{48} \right);$$

By inspection of Eq. (B 6) carefully, one sees that there are many coefficients of the modified difference operators that must vanish. This reduces the number of parameters from $7^4 = 28$ to 6. Eq. (B 6) becomes

$$\begin{aligned}
 0 = & \frac{j}{12} (8u_0u_1 - u_1u_1 - u_0u_2) \\
 & + u_0u_0 - \frac{3}{8}(a_0 + b_0)u_3 + a_0u_2 + \frac{1}{2} - \frac{3}{4}a_0 + \frac{5}{4}b_0 - u_1 \\
 & + \frac{1}{2} + \frac{1}{8}a_0 - \frac{15}{8}b_0 - u_1 + b_0u_2 \\
 & + u_1u_1 - a_1u_3 + \frac{1}{2} - 2a_1 - u_2 + \frac{1}{2} + 2a_1 - u_0 - a_1u_1 \\
 & + u_2u_2 - a_2u_4 + \frac{1}{2} - 2a_2 - u_3 + \frac{1}{2} + 2a_2 - u_1 - a_2u_0 \\
 & + u_3u_3 - a_3u_5 + \frac{1}{2} - \frac{15}{8}a_3 + \frac{1}{8}b_3 - u_4 + \frac{1}{2} + \frac{5}{4}a_3 - \frac{3}{4}b_3 \\
 & + b_3u_1 - \frac{3}{8}(a_3 + b_3)u_0 \\
 & \frac{1}{12} (8u_4u_3 - u_5u_3 - u_4u_2) :
 \end{aligned}$$

Unless $j = 1$ there is no solution; to see this it is sufficient to look at the coefficients of $u_0u_2, u_1u_1, u_2u_0, u_3u_0, u_3u_1, u_4u_2$ and u_5u_3 .

On the other hand, $j = 1$ is in contradiction with the structure of the scalar product under consideration, see (B 3).

APPENDIX C: COURANT LIMITS

1. Courant limits

When discretizing a hyperbolic system of partial differential equations with an explicit scheme the Courant-Friedrich-Lewy (CFL) condition has to be satisfied in order to have numerical stability. Below we obtain necessary and sufficient conditions for the numerical stability of a 3D wave equation, using a standard von Neumann analysis. In particular, we want to determine what is the maximum value of $\Delta t = \Delta x$ that one can use if artificial dissipation is added to the RHS. One can use this information as guide for choosing the Courant factor in more general situations.

We start by considering the scalar advective equation.

a. Scalar advective equation

Consider the advective equation $u_t = au_x$, with a a real constant. If the spatial derivative is discretized using a second order centered differencing operator and the resulting semi-discrete system is integrated using a Runge-Kutta time integrator of order p , the solution at a time step $n + 1$ can be expressed in terms of the solution at the previous time step n as

$$u_k^{n+1} = \sum_{s=0}^{X^p} \frac{1}{s!} (a \Delta t \partial_x)^s u_k^n : \quad (C1)$$

This difference scheme (C1) is stable if and only if it satisfies the von Neumann condition. The Courant limit is a $\frac{1}{3}$ for the $p = 3$ case (third order Runge-Kutta) and a $\frac{1}{2}$ for the $p = 4$ case (fourth order Runge-Kutta).

These limits change when artificial dissipation is added to the RHS. The fully discrete system becomes

$$u_k^{n+1} = \sum_{s=0}^{X^p} \frac{1}{s!} a \Delta t \partial_x - t(x) \partial_x^3 (D - D_+)^2 u_k^n : \quad (C2)$$

The amplification factor depends on the parameters $\tilde{\omega} = \omega \Delta t$ and $\tilde{\sigma} = \sigma \Delta t$. If, for a given value of $\tilde{\omega}$, we numerically compute the value of $\tilde{\sigma}$ beyond which the amplification factor becomes in magnitude greater than one for some frequency, we obtain the plot in figure 3.

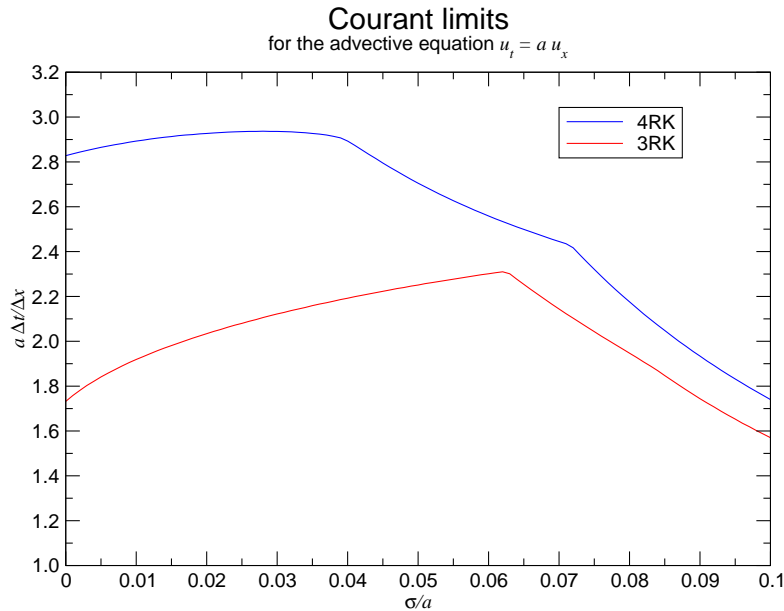


FIG . 3: The maximum value of the Courant factor that satisfies the von Neumann condition is plotted as a function of the dissipation parameter σ .

b. 3D wave equation

Consider now the 3D wave equation $u_{tt} = u_{xx} + u_{yy} + u_{zz}$ written in first order form. As before, we use the second order centered difference operator to approximate the spatial derivatives and p-th order Runge-Kutta. The finite difference scheme is

$$u_{ijk}^{n+1} = \sum_{s=0}^{X^p} \frac{1}{s!} (\Delta t Q)^s u_{ijk}^n$$

where $u = (u; u_x; u_y; u_z)^T$,

$$Q = A^{(x)} D_0^{(x)} + A^{(y)} D_0^{(y)} + A^{(z)} D_0^{(z)} - (u_x)^3 (D_+^{(x)} D_+^{(x)})^2 - (u_y)^3 (D_+^{(y)} D_+^{(y)})^2 - (u_z)^3 (D_+^{(z)} D_+^{(z)})^2 :$$

We assume that $\Delta x = \Delta y = \Delta z$ and set $\Delta t = \Delta x$. In Fourier space the difference scheme becomes

$$\hat{u}^{n+1}(\xi; \eta; \zeta) = G(\xi; \eta; \zeta) \hat{u}^n(\xi; \eta; \zeta)$$

and the amplification matrix is given by

$$G(\xi; \eta; \zeta) = \sum_{s=0}^{X^p} \frac{1}{s!} \begin{pmatrix} 0 & & & & 1_s \\ \vdots & S & 0 & 0 & iR_x \\ \vdots & 0 & S & 0 & iR_y \\ \vdots & 0 & 0 & S & iR_z \\ \vdots & iR_x & iR_y & iR_z & S \end{pmatrix} A$$

where $R_x = \sin(\xi \Delta x)$, $R_y = \sin(\eta \Delta y)$, $R_z = \sin(\zeta \Delta z)$ and $S = 16 (\sin(\xi \Delta x)^4 + \sin(\eta \Delta y)^4 + \sin(\zeta \Delta z)^4)$. The maximum values for the Courant factor are plotted in figure 4.

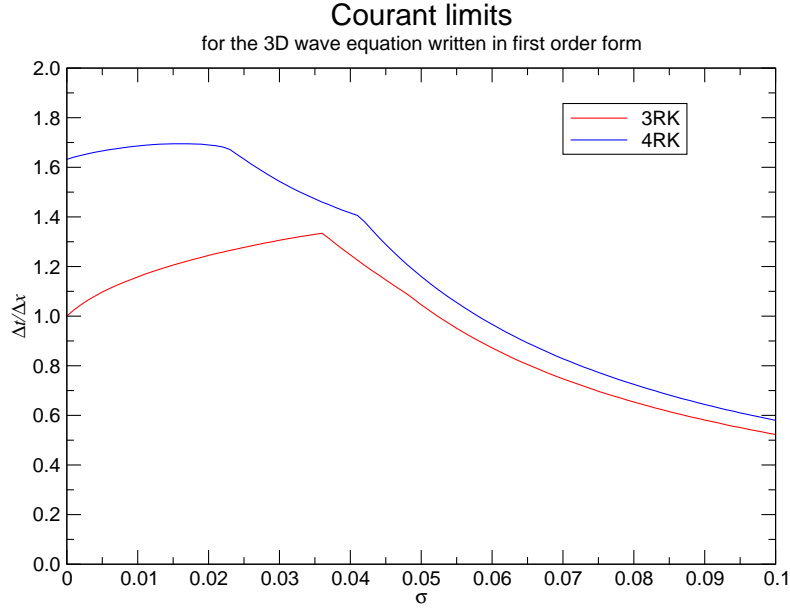


FIG . 4: The maximum value of the Courant factor for the stability of the difference scheme approximating the first order 3D wave equation as a function of the dissipation parameter σ .

APPENDIX D : BOUNDARY CONDITIONS

Here we discuss how to discretize inhomogeneous boundary conditions of the type (23). Let P be the orthogonal projector onto the space of grid functions that satisfy the homogeneous version of the boundary conditions (23). By orthogonal we mean that P is Hermitian with respect to the scalar product for which SBP holds. Eq. (21) is discretized in the following way:

$$\partial_t v = P A D v + B v + (I - P) \partial_t g; \quad (D 1)$$

where I denotes the identity matrix on the space of grid functions. Numerical stability for the resulting semi-discrete scheme can be shown under additional assumptions on the boundary data (see [11]).

The construction of the RHS in (D 1) proceeds as follows:

Discretize the partial derivatives using a difference operators that satisfies SBP.

At each x_{jk}

- { Calculate the outward pointing unit normal and let $A_n = A \cdot n_i$ denote the boundary matrix. Note that the normal at edges and vertices needs special consideration. In the next subsection it is discussed how this normal is to be defined in these cases.
- { Multiply the RHS by Q^T , where Q is the (orthogonal) matrix that diagonalizes A_n , i.e. $Q^T A_n Q = \text{diag}(\pm; \pm; 0)$, where \pm is a diagonal positive (negative) definite matrix. Let $(W_+; W_-; W_0)^T = Q^T A D v$;
- { Apply P . Since it is Hermitian with respect to the scalar product for which SBP holds, this projector is non-trivial in the sense that, in general, it overwrites the ingoing and outgoing modes. Consider, for simplicity, the case in which there is one ingoing and one outgoing mode (or more generally, the case in which the coupling matrix between ingoing and outgoing modes is diagonal). Then, we define

$$W_+^{(new)} = \frac{S}{1+S^2} (S W_+^{(old)} + W_+^{(old)}) + \frac{1}{1+S^2} g$$

$$W_-^{(new)} = \frac{1}{1+S^2} (S W_+^{(old)} + W_+^{(old)}) - \frac{S}{1+S^2} g$$

where S is the coupling that appears in the boundary condition $w_+ = S w_- + g$. Note that only when $S = 0$ does the outgoing mode remain unchanged, otherwise it is overwritten. In the continuum limit, this overwriting is, of course, consistent with the partial differential equation.

Go back to the primitive variables v by multiplying by Q .

1. Corners, edges and vertices

It is useful to have stability results that allow for cubic domains, since they are used quite often. The corners in 2D or edges and vertices in 3D deserve special attention. In particular, the normal to the boundary is not defined there. The stability of the whole scheme is affected by the treatment of these points. In Ref. [11] it is discussed how to control (i.e. how to achieve numerical stability) the boundary terms that appear after SBP at non-smooth parts of the boundary. Here we will summarize some aspects of this treatment.

For simplicity, let us assume that the domain is a 2D square $= [0;1] \times [0;1]$ and that the partial differential equation is a symmetric hyperbolic, constant-coefficients one with no principal terms,

$$\partial_t u = A^x \partial_x u + A^y \partial_y u \quad (D 2)$$

where A^x and A^y are constant symmetric matrices. If we define the energy norm to be $E = \int_{\Omega} u^T u \, dx \, dy$, the time derivative of the energy norm will be given by the boundary terms

$$\frac{d}{dt} E = \int_0^1 u^T A^x u \Big|_{x=0}^{x=1} dy + \int_0^1 u^T A^y u \Big|_{y=0}^{y=1} dx : \quad (D 3)$$

In particular, in these boundary terms, there is no contribution due to corners, since they constitute a set of measure zero.

The semi-discrete energy estimate obtained by discretizing the RHS with a difference operator satisfying SBP is simply the discrete version of (D 3):

$$\begin{aligned} \frac{d}{dt} E = & \sum_{j=0}^{N_y} \int_{x_j}^{x_{j+1}} (u_{N_x, j}^T A^x u_{N_x, j} - u_{0, j}^T A^x u_{0, j}) \\ & + \sum_{i=0}^{N_x} \int_{y_i}^{y_{i+1}} (u_{i, N_y}^T A^y u_{i, N_y} - u_{i, 0}^T A^y u_{i, 0}) : \end{aligned} \quad (D 4)$$

One needs to prescribe boundary conditions to the semi-discrete system at the corners. There, the unit vector n is not defined. In [11] it is shown how to define n so that a bound to the semi-discrete energy estimate can be given. Essentially, the idea is that by looking at the contribution coming from the corner $(x; y) = (0; 0)$ in (D 4), which is given by,

$$u_{00}^T (y A^x + x A^y) u_{00}$$

(note that the "cross-terms" $y A^x$ and $x A^y$ are not a typo but do result from a non-trivial contribution to the discrete energy), we see that we need to control the positive speed characteristic variables in the effective direction $n = (y; x) = \frac{1}{\sqrt{2}} ((x)^2 + (y)^2)^{1/2}$. For uniform grids with $x = y$ this effective unit vector at the corners of Ω is

$$\begin{aligned} m(0; 0) &= \frac{1}{\sqrt{2}} (1; 1); & m(1; 0) &= \frac{1}{\sqrt{2}} (+1; 1); \\ m(0; 1) &= \frac{1}{\sqrt{2}} (1; +1); & m(1; 1) &= \frac{1}{\sqrt{2}} (+1; +1); \end{aligned} \quad (D 5)$$

This is equivalent to providing boundary conditions as if the normal was at 45 degrees with respect to the faces of the cube. Which data to give might be completely or partially determined by compatibility conditions. As discussed before, the way in which the boundary conditions are imposed in [11], including at corners, is through a non-trivial orthogonal projector.

2. A brief discussion about other boundary conditions at corners

One might wonder whether or not giving boundary conditions at corners along the normal to one of the two faces that define the corner yields an energy estimate. That is, if controlling characteristic fields in one of the directions (say, the term $u^T y A^x u$) implies that the other one is also under control because of some compatibility conditions. The general answer is no, but it might work in some particular cases. Let us illustrate this with one example.

Consider the 2D symmetric hyperbolic system

$$\partial_t \begin{pmatrix} u \\ v \end{pmatrix} + \begin{pmatrix} 1 & 0 \\ 0 & 1 \end{pmatrix} \partial_x \begin{pmatrix} u \\ v \end{pmatrix} + \begin{pmatrix} 0 & 1 \\ 1 & 0 \end{pmatrix} \partial_y \begin{pmatrix} u \\ v \end{pmatrix} = \begin{pmatrix} 0 \\ 0 \end{pmatrix}$$

in the domain $x > 0, y > 0$. The characteristic fields in the x direction are u (eigenvalue 1) and v (eigenvalue -1). In the y direction they are $u + v$ (eigenvalue 1) and $u - v$ (eigenvalue -1). As boundary conditions in the $x = 0$ and $y = 0$ boundaries use $v = su$ and $u - v = r(u + v)$, respectively, with $|r|, |s| \leq 1$.

Defining the energy

$$E = \frac{1}{2} \int_0^1 \int_0^1 (u^2 + v^2) dx dy;$$

taking a time derivative, using the evolution equations and integrating by parts gives (note that in the discrete analogue this is where the "cross term" comes from)

$$\frac{d}{dt} E = \int_0^1 \frac{(v^2 - u^2)}{2} \Big|_{x=0} dx + \int_0^1 (uv) \Big|_{y=0} dy ;$$

At the discrete level one is essentially left with the discrete version of this expression provided operators that satisfy SBP are used. In particular, the corner's contribution is

$$\frac{d}{dt} E = \dots + \frac{1}{2} (v^2 - u^2) \Big|_{(0,0)} - (x) (uv) \Big|_{(0,0)} ;$$

where the dots represent the contributions from the boundary from points other than the corner. One has to control the complete corner term as it will not be canceled or changed by any contribution from other boundary points. Suppose $x = y$. The projector should set, for example, $\frac{1}{2} (v^2 - u^2) \Big|_{(0,0)} - (uv) \Big|_{(0,0)}$ to zero. Suppose one does not do this but, instead, controls only the ingoing mode in the x direction (that is, v) by setting it to zero. This does give an energy estimate, since

$$\frac{d}{dt} E = \dots + \frac{1}{2} (u^2) \Big|_{(0,0)} ;$$

which has the appropriate sign (that is, the corner term can be bounded from above by zero). Suppose on the other hand that one does not set it to zero but, instead, couples it to the outgoing mode, $v = su$, with $s = -1$. Then

$$\frac{d}{dt} E = \dots - s (u^2) \Big|_{(0,0)} ;$$

and the energy estimate follows or not, depending on the sign of s .

[1] C. Cutler and K. S. Thome, gr-qc/0204090.

[2] S. A. Hughes, Annals Phys. 303, 142 (2003).

[3] T. W. Baumgarte and S. L. Shapiro, Phys. Rept. 376, 41 (2003). L. Lehner, Class. Quantum Grav. 18, R25 (2001)

[4] B. Brügmann, W. Tichy, and N. Jansen, Phys. Rev. Lett. 92, 211101 (2004). M. Anderson and R. Matzner, gr-qc/0307055; U. Sperhake, K. Smith, B. Kelly, P. Laguna and D. Shoemaker, Phys. Rev. D 69, 024012 (2004); D. Shoemaker, K. Smith, U. Sperhake, P. Laguna, E. Schnetter and D. Fiske, Class. Quantum Grav. 20, 3729 (2003); L. Lindblom and M. Scheel, Phys. Rev. D 67, 124005 (2003); T. Baumgarte and S. Shapiro, Astrophys. J. 585, 930 (2003); P. Laguna and D. Shoemaker, Class. Quantum Grav. 19, 3679 (2002); H. J. Yo, T. W. Baumgarte and S. L. Shapiro, Phys. Rev. D 66, 084026 (2002); M. Alcubierre, B. Brügmann, D. Pollney, E. Seidel, and R. Takahashi, Phys. Rev. D 64, 061501, (2001); M. Alcubierre and B. Brügmann, Phys. Rev. D 63, 104006 (2001). H. Yo, T. Baumgarte and S. Shapiro, Phys. Rev. D 64, 124011 (2001); M. A. Scheel, L. E. Kidder, L. Lindblom, H. Pfeiffer and S. A. Teukolsky, Phys. Rev. D 66, 124005 (2002); Kidder, Scheel, and Teukolsky, Phys. Rev. D 64, 064017 (2001).

[5] See, for instance, O. Reula, Living Rev. Relativ. 1, 3 (1998) and references therein.

[6] L. Lehner, D. Neilsen, O. Reula and M. Tiglio, gr-qc/0406116.

[7] G. Calabrese and D. Neilsen, Phys. Rev. D 69, 044020 (2004).

[8] O. Sarbach and L. Lehner, Phys. Rev. D 69, 021901 (2004).

- [9] O. Sarbach and L. Lehner, in preparation.
- [10] M. Tiglio, L. Lehner and D. Neilsen, gr-qc/0312001.
- [11] P. Olsson, *Math. Comp.* 64, 1035 (1995); 64, S23 (1995); 64, 1473 (1995).
- [12] B. Gustafson, H. K. Reiss, and J. O. Liger, *Time Dependent Problems and Difference Methods* (Wiley, New York, 1995).
- [13] See, for instance, H. O. K. Reiss, J. Lorenz, "Initial-boundary value problems and then Navier-Stokes equations", Academic Press, New York (1989) or Ref. [12].
For applications in General Relativity see: J. M. Stewart, *Class. Quantum Grav.* 15, N 9, 1581 (1998); G. Calabrese and O. Sarbach, *J. Math. Phys.* 44, 3888 (2003).
- [14] H. K. Reiss and J. O. Liger, "Methods for the approximate solution of time dependent problems" (Geneva: GARP Publication Series, 1973).
- [15] H. K. Reiss and L. Wu, *Applied Numerical Mathematics* 12, 213 (1993).
- [16] D. Levy and E. Tadmor, *SIAM Rev.* 40, 40 (1998).
- [17] E. Tadmor, "From semi-discrete to fully discrete: stability of the Runge-Kutta schemes by the energy method. II", in "Collected Lectures on the Preservation of Stability under Discretization", Lecture Notes from Colorado State University Conference, Fort Collins, CO, 2001 (D. Estep and S. Tavener, eds.) Proceedings in Applied Mathematics 109, SIAM 2002, 25-49. (downloadable from <http://www.math.ucla.edu/~tadmor/pub/subjhtml>)
- [18] J. Rauch, *Trans. Am. Math. Soc.*, 291, 167 (1985); P. Secchi, *Arch. Rational Mech. Anal.*, 134, 155 (1996).
- [19] H. K. Reiss and G. Scherer, "On the existence of energy estimates for difference approximations for hyperbolic systems", Tech. Report, Dept. of Scientific Computing, Uppsala University, 1977
- [20] B. Strand, *Journal of Computational Physics* 110, 47 (1994).
- [21] W. Unruh, quoted in J. Thomburg, *Class. Quantum Grav.* 4, 1119 (1987).
- [22] P. Olsson, private communication.
- [23] For some reviews on the subject see [3] and references cited therein, and for a description of more recent efforts see [4]
- [24] Note that our definition of strict stability differs from that given in Ref. [12], where the scheme is called strictly stable if $C(t) = C(t) + O(\epsilon)$.