

A numerical analysis for $G(t)$ in the Scalar-tensor theory.

Luis Augusto Trevisan
 Departamento Universidade Estadual de Ponta Grossa.
 Ponta Grossa-PR-Brazil-CEP 84030-000
 latrevis@uepg.br

November 2, 2021

Abstract

We studied the variation of Newton's gravitational constant G ; using the experimental data and the scalar-tensor theory for gravitation. We search for a fine tuning to match the data and find possible scenarios for the history of this constant.

1 Introduction

Since the thirties, many cosmologists have been suggested theories that predict the variation of Newton's gravitational "constant". Among the more famous are Dirac's Large Number Hypothesis [1], the Brans-Dicke theory [2] and more recently, some model of scalar-tensor theories (see the work by Barrow [3], for a review). The last one can be seen as a generalization of Brans-Dicke theory.

On the experimental hand, some measurements are performed to study this variation; for instance, the spacecraft radar ranging [4] and lunar laser ranging [5]. Both experiments give an upper limit for the ratio $G=G_0$ that is:

$$\frac{\dot{G}}{G} < 10^{-12} \text{ yr}^{-1}$$

On despite of so speculative ideas, I have seen few numerical analysis about the evolution of the value Newton's gravitational constant. A work by Bronnikov, Melnikov and Novello [6] is in this sense. They describe the upper limit to $G=G_0$: Barrow and Parsons [7] studied the behavior of cosmological models with varying G . They describe some analytical solutions to the field equations, using the conformal time coordinates and showed the dependence of the coupling constant ω with ω_0 in some particular cases of the models.

In the present work, we made a numerical analysis, based in a Scalar-Tensor theory, with variable ω ; studied by Barrow and others [3]. These numerical analysis, together with experimental data, could indicate the more correct theory, the initial conditions of the Universe and the evolution. The paper is divided in the following sequence: in next section, we review the model and isolated some variables that will be important in the sequence. In section 3, we show the numerical methods and hypotheses. In section 4 we show some graphics, the main point of this work. The last section is devoted to discussion and conclusion.

2 Relativistic scalar-tensor theories

Newtonian gravitation permits us to 'write in' an explicit time variation of G without the need to satisfy any further constraint. However, in general relativity the geometrical structure of space-time is determined by the sources of mass-energy it contains and so there are further constraints to be satisfied. Suppose that we take Einstein's equation in the form (c 1)

$$G^a_b = 8\pi G T^a_b$$

where G^a_b and T^a_b are the Einstein and energy-momentum tensors, as usual, but imagine that $G = G(t)$: If we take a covariant divergence ∇_a of this equation the left-hand side vanishes because of the Bianchi identities, $\nabla_a T^a_b = 0$ if energy-momentum conservation is assumed to hold, hence $\partial G = \partial x^a = 0$ always. In order to introduce a time-variation of G we need to derive the space and time variations from some scalar field, which contributes a stress tensor $T^a_b(\phi)$ to the right-hand side of the gravitational field equations.

We can express this structure by a choice of lagrangian, linear in the curvature scalar R , that generalizes the Einstein-Hilbert lagrangian of general relativity with,

$$L = f(\phi)R + \frac{1}{2}\partial_a\phi\partial^a\phi + 16\pi L_m \quad (1)$$

where L_m is the lagrangian of matter fields. The choice of function $f(\phi)$ defines the theory. When ϕ is constant this reduces, after rescaling of coordinates, to the Einstein-Hilbert lagrangian of general relativity. The formulation introduced by Brans-Dicke [2] can be obtained from (1) by a non-linear transformation of ϕ and f : Define a new scalar field ω , and a new coupling constant $\omega(\phi)$ by

$$\begin{aligned} \omega &= f(\phi) \\ \omega &= f = (2f^2) \end{aligned} \quad (2)$$

then (1) becomes

$$L = \omega R + \frac{\omega(\phi)}{2}\partial_a\phi\partial^a\phi + 16\pi L_m \quad (3)$$

The Brans-Dicke theory arises as the special case

$$\text{Brans-Dicke: } \Lambda(\phi) = \text{constant}; f(\phi) / \phi^2: \quad (4)$$

The field equations that arise by varying the action associated with L in (3) with respect to the metric, g_{ab} and ϕ separately, gives the field equations,

$$G_{ab} = \frac{8}{3} T_{ab} - \frac{\Lambda(\phi)}{2} g_{ab} - \frac{1}{2} g_{ab} \phi_{;i} \phi_{;i} - \frac{1}{\phi} \phi_{;a} \phi_{;b} - g_{ab} \quad (5)$$

$$[\Box + 2\Lambda(\phi)] \phi = 8 T_a^a - \Lambda^0(\phi) \phi^{0i} \quad (6)$$

where the energy-momentum tensor of the matter sources obeys the conservation equation

$$T_{;a}^{ab} = 0: \quad (7)$$

These field equations reduce to those of general relativity when $\Lambda(\phi)$ (and hence $\phi(\phi)$) is constant, in which case the Newtonian gravitational constant is defined by $G = \frac{1}{8}$.

2.1 The Basic hypothesis of our analysis

In this work, we will not suppose any trial function $\phi(t)$; hence we will not propose any analytical solution to the field equation; instead we calculated $G(t)$, numerically, based in initial values of ϕ ;— and of course $\Lambda(\phi)$ (given by the field equations). We suppose that the scalar tensor theory can describe the present Universe quite well, so we have to consider the recent experimental data about it. We also assume that these data are hold, at least, during the last one billion of years.

Clearly the equation of state of our work must be:

$$p = 0; \quad (8)$$

that is a basic fact in the cosmology.

Now is official, the Universe is flat. With this headlines, the Physicsweb site call the attention to work by Bernardis et al., in the Nature [8], about the measures of the density of the Universe. This give us another information to work, the tricurvature:

$$k = 0 \quad (9)$$

Last, but not least, is the observation that the Universe is expanding [9], not only expanding, but also accelerating, that is, the deceleration parameter q is:

$$q = \frac{a\ddot{a}}{a^2} = 1 \quad (10)$$

where a is the scale factor, that implies:

$$\frac{\dot{a}}{a} = H \quad (11)$$

where H is the Hubble parameter, and hence

$$a = e^{Ht} \quad (12)$$

The field equations we have to work now are as follow :
For the Robertson-Walker's metric,

$$ds^2 = dt^2 - a(t)^2 (dx^2 + dy^2 + dz^2) \quad (13)$$

we find, then ($L_m = 0$) :

$$H^2 = \frac{8}{3} \rho - H + \frac{1}{6} \frac{\dot{\rho}^2}{\rho^2} \quad (14)$$

$$+ 3H \dot{\rho} = \frac{-\dot{\rho}}{3 + 2\rho} + \frac{8}{3 + 2\rho} \quad (3p) \quad (15)$$

$$+ 3 \frac{\dot{a}}{a} (\rho + p) = 0 \quad (16)$$

One can isolate $\dot{\rho}$:

$$\dot{\rho} = 6 \frac{\rho^2}{\rho} H^2 - \frac{8 \rho_0 e^{3Ht}}{3} + \frac{\dot{\rho}}{\rho} \quad (17)$$

and \dot{a} ;

$$\begin{aligned} \dot{a} &= 12 \frac{\rho}{\rho} - \frac{2}{3} H^2 - \frac{8 \rho_0 e^{3Ht}}{3} + \frac{\dot{\rho}}{\rho} + \\ &\frac{2}{3} \frac{1}{\rho} + \frac{\dot{\rho}}{24 \rho_0 e^{3Ht}} \frac{h}{3H} + \frac{i}{\rho} + H \frac{h}{\rho} - \frac{2i}{\rho} \end{aligned} \quad (18)$$

Here ρ_0 is an initial value for the density. Putting $\dot{\rho}$ and \dot{a} in 15, we can isolate ρ : This is an important point of this work, we use the difference finite method to calculate the field variations. We can check that:

$$= \frac{2H + 8 \rho_0 e^{3Ht} - 7H - 12 \left(\frac{2}{\rho} \right) H^2 - 8 \rho_0 e^{3Ht} = (3) + H = -}{1 + 2H = -} \quad (19)$$

and can use :

$$-(t + \Delta t) = -(t) + \Delta t \quad (20)$$

In the same way:

$$\rho(t + \Delta t) = \rho(t) + \dot{\rho} \Delta t \quad (21)$$

and we have recurrence. We still need some information, the initial values for ρ and $\dot{\rho}$ and will discuss it in the next section.

3 The initial values problem .

As we can see in 19, ρ depends on the density ρ_0 , the Hubble parameter H , that are constants. $\dot{\rho}$ depends also of ρ and $\dot{\rho}$ and the choice of these two initial values determines the evolution of Newton gravitational constant. We remember that:

$$G = \frac{2! + 4!}{2! + 3!} \quad (22)$$

Hence $\rho(t)$ and $\dot{\rho}(t)$ must result, when we arrive at the present Universe:

$$G = 6.67 \cdot 10^{-8} \text{ dyn cm}^2 \text{g}^{-2} \quad (23)$$

Note that we start in the past and go to the present time, so we can have values of G in the past. 23 is a final value condition. The theory has two free parameters, the initial values for ρ and $\dot{\rho}$, and could have also two constraint, G and \dot{G} ; but there are few measures of \dot{G} ; so still there are some freedom in the choice of initial values. At the end of this work, we show a result that consider the limit value for \dot{G} . In the Brans-Dicke [2] theory, we have

$$\dot{G} / G : \quad (24)$$

We use this fact as a guide to the choice of \dot{G} : For \dot{G} we use the relation:

$$\dot{G} = 10^n : \quad (25)$$

n is an integer. If we write:

$$\dot{G} = \frac{b}{G} \quad (26)$$

where b is a constant, each n value will determine the value of b , (or we can also work in the opposite sense) in order to satisfy relation 23. This is the important point of this work, we have to choose the initial numerical values for ρ and for $\dot{\rho}$: These values held in the past, one billion years ago. So the ratios \dot{G}/G discussed here must be considered in the past.

Finally, for H we use the same value of [6] that is:

$$H = 0.7 \cdot 10^{10} \text{ yr}^{-1} \quad (27)$$

ρ_0 comes from [11] and it is:

$$\rho_0 = 2 \cdot 10^{29} \text{ g/cm}^3 \quad (28)$$

Of course, when considering the past, we have to correct this density.

With these considerations, we have performed some possible situations, that are presented in the next section.

4 Results.

We studied some possible cases, using the data and methods explained above, taking care that each step in our program means 10 millions of years. So in the figures below, 100 means one billion of years ago.

The first case is the following: we have positive values for ρ , in a way that:

$$\rho = 10^n \quad (29)$$

We performed our analysis for the case $n = 2;3;4;6;8$: In the figure 1 we present our results for the case $n = 1;2;3$: In our picture, the present time is on 0.0 and the past goes to right.

In figure 2, we studied another values. We use $n = 4;6$ and 8 and ρ is positive. In the figure 2 we can see these results.

As we can see, it is interesting to work the case $n=3$. So we studied the cases: $n = 2;5$; and the more interesting:

$$\rho = 2 \cdot 10^3 \quad (30)$$

In this case, the variation of $G(t)$ is slow and the calculated value for $\rho(t)$ is bigger than 500. This is in agreement with observational data [10]. More exactly, $\rho(t) = 889$ (for the present time). This means that this is a good starting point to search the fine tuning of the theory with the experimental data. In the figure 3 we have the results.

For the sake of completeness, we also show the cases where we have a negative ρ :

4.1 The fine tuning

As a final result, after a search for the parameters that hold theory and experimental data, we found that using:

$$\rho_0 = 0.92755 \text{ G}$$

as the initial value (one billion years ago), and ρ_0 (also for one billion years ago)

$$\rho = 1.754236908125 \cdot 10^3$$

we obtain the one possible value for G ; one billion of years ago:

$$G_{\text{past}} = 7.54 \cdot 10^{-8} \text{ dyn cm}^2 \text{g}^{-2}$$

and the value for \dot{G} in the past, was, according to our computation

$$\dot{G}_{\text{past}} = 8.87$$

and the present value for \dot{G} is, according to our program :

$$\dot{G} = 8.24 \cdot 10^{21}$$

and finally, the present ratio:

$$\frac{\dot{G}}{G} = 5.77 \cdot 10^{13} \text{ =yr}^{-1}$$

Note that, because we have so small experimental value for this ratio, we have to use several digits in \dot{G} .

These are the initial results of our proposal of perform a numerical analysis of the consequences of the scalar tensor theories of gravitation. We hope that these informations can be used in another investigations of the cosmological parameters.

5 Discussion and Conclusion.

In this work, we consider the scalar-tensor theory of gravitation, which has the proposal of study of the Newton's gravitational constant. We didn't suggest any analytical solution to the field equations. What we have done is, based in some justified hypothesis, to calculate numerically the solutions for the fields (ϕ) , the coupling constant (λ) , and the main point, the values of $G(t)$: On despite that the field equations are non-linear in ϕ and λ – we have two constraints (G and $G = G(\phi, \lambda)$) that alter the possibilities. It's useful to study if we can apply the uniqueness of solution under these conditions.

We consider that numerical analysis presented is quite interesting, because shows the possible evolutions for the value of the Newton's gravitational constant G in a recent period of the Universe, based in a Scalar Tensor Theory of gravitation. The same idea can be used to make some predictions about future values of G . We believe that, if one consider our basic hypothesis valid, ($k = 0$; accelerating Universe, $p = 0$) it's worthwhile to work to find the initial values of ϕ and λ – that results in the present values of G and \dot{G} (if the last one is measured). The numerical approach used here can be improved to work with a more accurate step in the program (less than 10 millions of years). Another point is that our computational program shows that is possible a change in the signal of \dot{G} ; so we may speculate that G can start to grow.

We can also consider that, if the Newton's gravitational constant have changed in the last one billion of years, there are consequences and evidences that can be search in the geological or astronomical fields of knowledge, for

a comprehensive discussion about these implications, see [1]. Eventually, the study of gravitational waves can give some information about the value of G in the past, or, in the opposite sense, these study can use some information about the numerical evolution of G ; gravitational waves in the scalar-tensor theories are studied in [12].

As a final consideration, we remember that we use $L_m = 0$: It is possible propose many different forms for L_m : In our humble opinion, if we think that even the theoretical part is not solved yet, hence the numerical one, in a way that it is possible to perform several approaches to the problem.

References

- [1] Dirac, P. A. M.; *Nature*, 139, 323 (1937); *Proc. Roy. Soc., A* 165, 199 (1938).
- [2] Brans, C.; Dicke, R. H.; *Phys. Rev.*, 124, 925 (1961)
- [3] Barrow, J. D., *Varying G and Other Constants*, at LANL site
- [4] Hellings, R. *Phys. Rev. Lett* 51, 1609 (1983); Pitjeva, E. V., "Dynamics and Astrometry of Natural and Artificial Celestial Bodies", *Kluwer Acad. Publ. Netherlands*, pg 251 (1997).
- [5] Dicke, J. O., et al., *Science* 265, 482 (1994).
- [6] Bronnikov, K. A.; Melnikov, V. N.; Novello, M.; *Grav. & Cosm. L. Suppl* II, 18 (2002)-gr-qc/0208028.
- [7] Barrow, J. D.; Parsons, P.; *Phys. Rev. D*, 55, 1906 (1997)
- [8] Bernardis, P. de, et al., *Nature*, 955, 404, (2000).
- [9] Riess, A. G.; et al. *Observational Evidence from Supernovae for an Accelerating Universe and a Cosmological Constant - Astronomical Journal* astro-ph/9805201.
- [10] Will, C. M., *Theory and Experiment in Gravitational Physics*, 2nd edn, Cambridge UP, Cambridge (1993)
- [11] Weinberg, S. "Gravitation and Cosmology", *Principles and Applications of the general Theory of Relativity*, 630-631, John Wiley and Sons, New York, (1972)
- [12] Maia, M. R. G.; Barrow, J. D.; *Phys. Rev. D* 50, 6263 (1994).

Captions

Fig 1: G as a time function, when we consider the some ratios between α and $-\beta$; in this case $-\beta = 10^n$, where $n = 1$ (solid line), 2 (long dashed line) or 3 (short dashed line). It is important to observe that in this picture, the time goes from the right to left, being 0.00 the present time and 100 one billion of years ago. The same notation is used in the another graphs.

Fig 2: The case $n = 4$, (solid) 6 (dashed) and 8. $-\beta$ is positive. We can see that $n = 6$ and $n = 8$ produces almost the same results, so one line superposes the another. We can also see that we have a growing $G(t)$, and also note this is an accelerating growing. Due this we will eliminate these results of a "fine tuning" analysis.

Fig 3: A study for the cases with $n = 2.5$ (long dashed) and $n = 3$, ($-\beta = 2 \cdot 10^3$) (short dashed). For $-\beta = 10^3$ (solid line) we can observe a minimum. We can see there are an interesting result and worked it as a starting point of a search for a better fitting of the theoretical parameters.

Fig 4: $G(t)$ in the cases we have negative values for the initial value of $-\beta$: We use $n = 4$, (solid line), 6 (long dashed) and 8 (short dashed). Again one result superposes another. The cases $n = 3$ and $n = 2$ have resulted inconsistent values and oscillations.

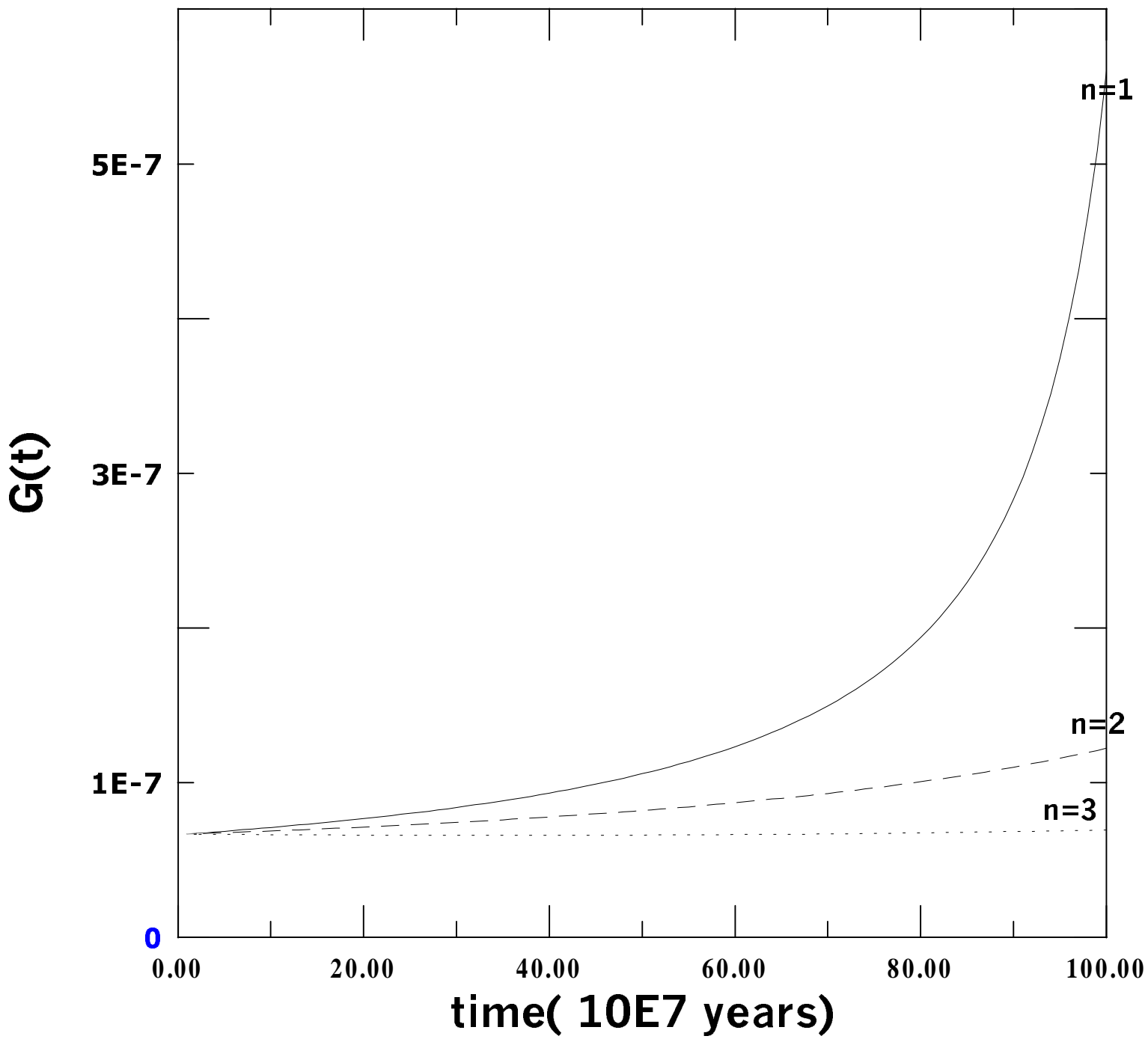


Fig 1

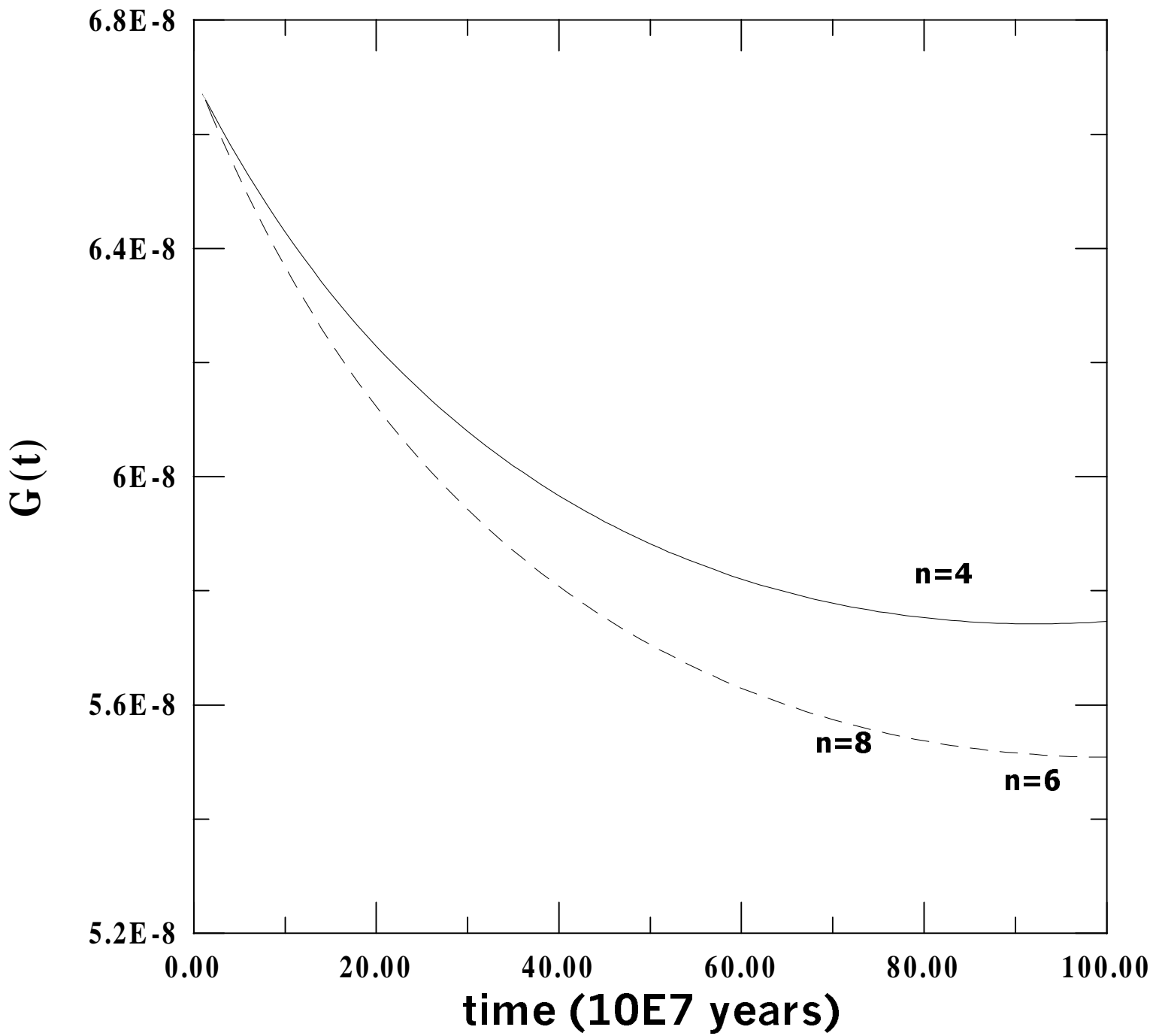


Fig. 2

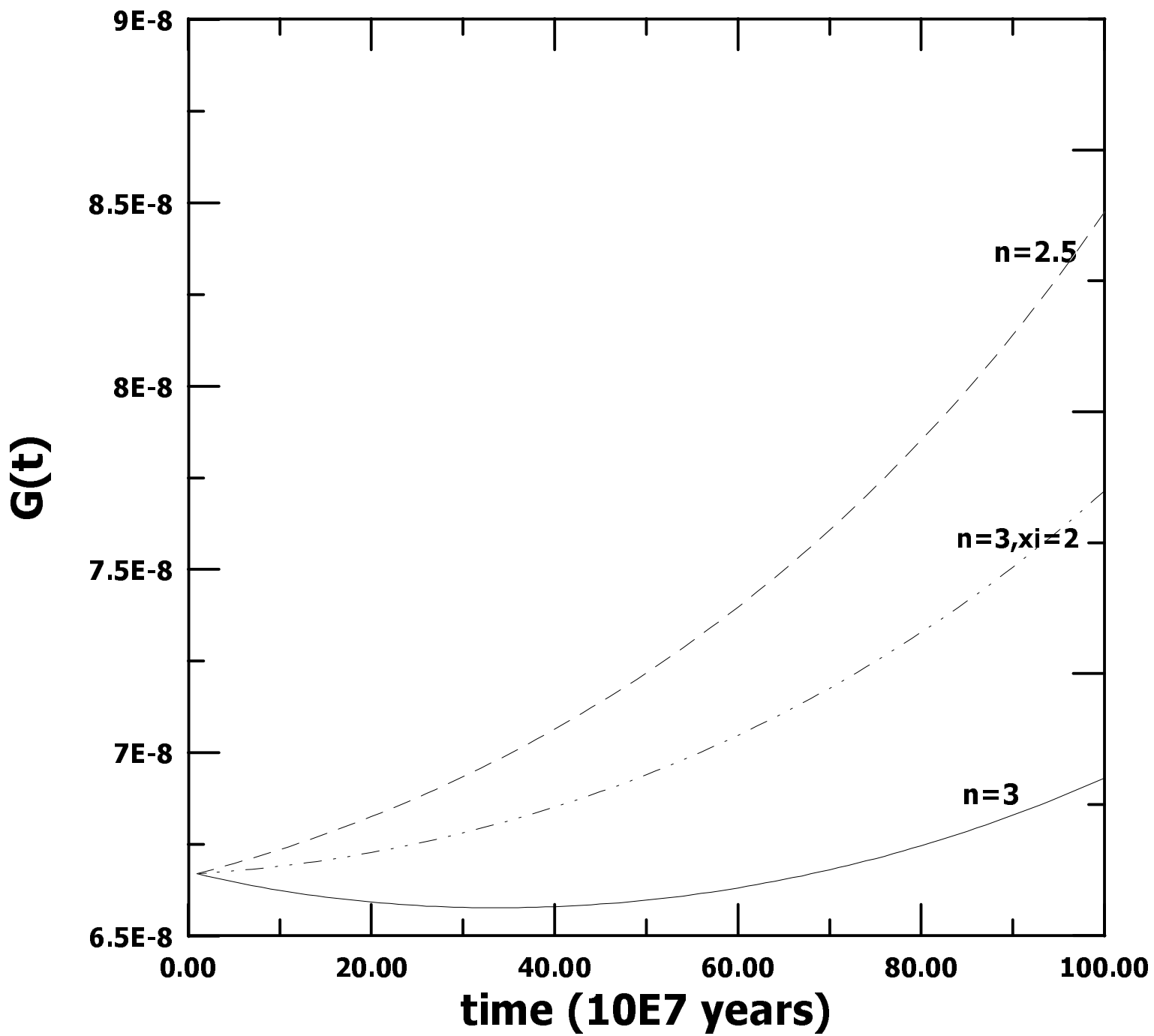


Fig. 3

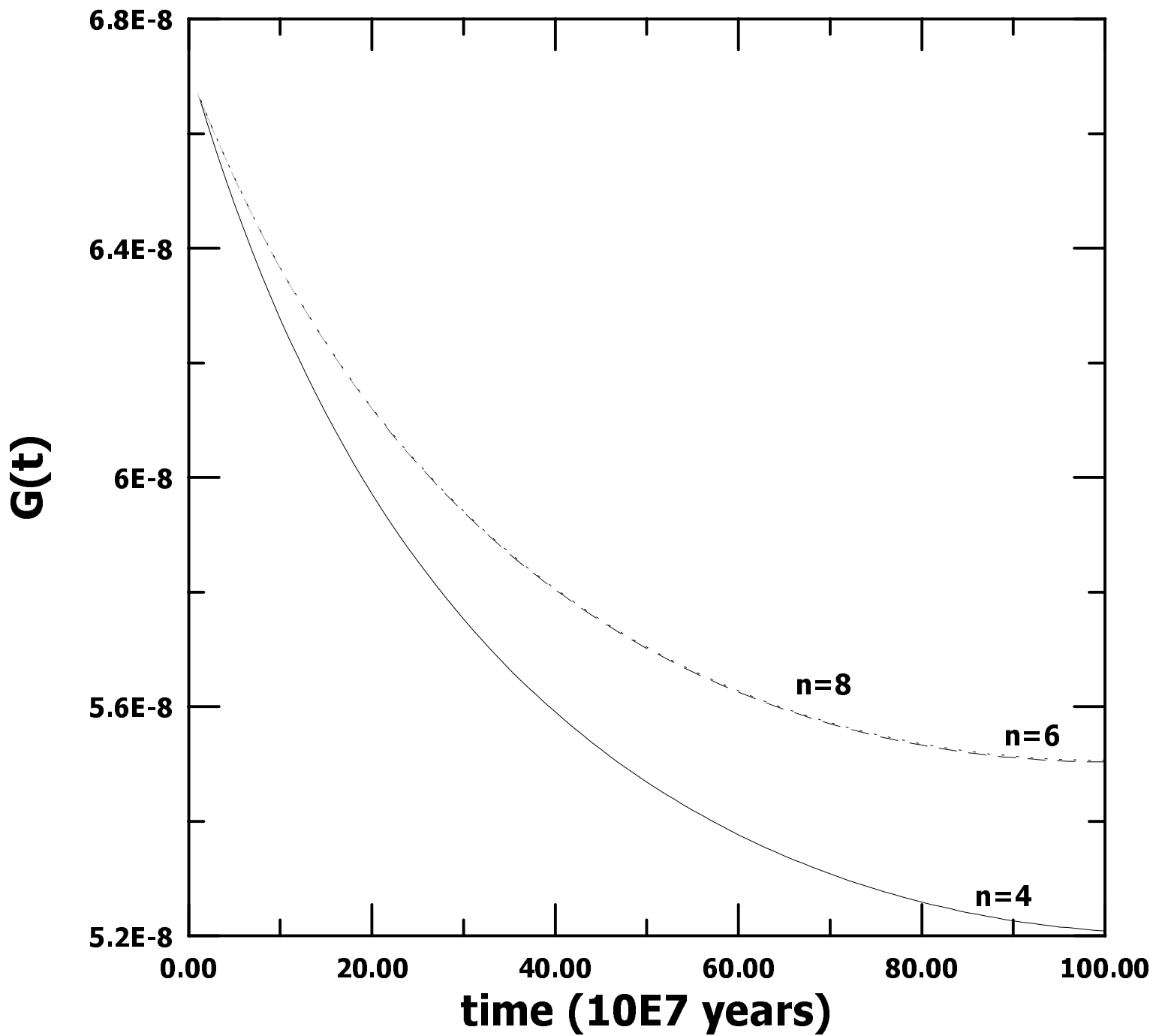


Fig. 4