

An Axisymmetric Gravitational Collapse Code

Matthew W. Choptuik

*CIAR Cosmology and Gravity Program, Department of Physics and Astronomy,
University of British Columbia, Vancouver BC, V6T 1Z1 Canada*

Eric W. Hirschmann

Department of Physics and Astronomy, Brigham Young University, Provo, UT 84604

Steven L. Liebling

Southampton College, Long Island University, Southampton, NY 11968

Frans Pretorius

Theoretical Astrophysics, California Institute of Technology, Pasadena, CA 91125

We present a new numerical code designed to solve the Einstein field equations for axisymmetric spacetimes. The long term goal of this project is to construct a code that will be capable of studying many problems of interest in axisymmetry, including gravitational collapse, critical phenomena, investigations of cosmic censorship, and head-on black hole collisions. Our objective here is to detail the $(2+1)+1$ formalism we use to arrive at the corresponding system of equations and the numerical methods we use to solve them. We are able to obtain stable evolution, despite the singular nature of the coordinate system on the axis, by enforcing appropriate regularity conditions on all variables and by adding numerical dissipation to hyperbolic equations.

I. INTRODUCTION

In this paper we introduce a numerical code designed to solve the Einstein field equations for axisymmetric spacetimes. Even though the predominant focus in numerical relativity in recent years has been to study situations of relevance to gravitational wave detection, and hence lacking symmetries, there are still numerous interesting problems, both physical and computational, that can be tackled with an axisymmetric code. The advantages of restricting the full 3D problem to axisymmetry (2D) are that the complexity and number of equations are reduced, as are the computational requirements compared to solving a similar problem in 3D.

Prior numerical studies of axisymmetric spacetimes include head-on black hole collisions [1, 2, 3, 4, 5, 6], collapse of rotating fluid stars [7, 8, 9, 10], the evolution of collisionless particles applied to study the stability of star clusters [11] and the validity of cosmic censorship [12], evolution of gravitational waves [13, 14], black hole-matter-gravitational wave interactions [15, 16, 17, 18], and the formation of black holes through gravitational wave collapse [19] and corresponding critical behavior at the threshold of formation [20].

Our goals for creating a new axisymmetric code are not only to explore a wider range of phenomena than those studied before, but also to provide a framework to add adaptive mesh refinement (AMR) and black hole excision to allow more thorough and detailed investigations than prior works.

The outline of the rest of the paper is as follows. In Section II we describe the $(2+1)+1$ decomposition [21, 22] of spacetime that we adopt to arrive at our system of equations. The $(2+1)+1$ formalism is the familiar ADM space + time decomposition (in this case $2+1$) applied to a dimensionally reduced spacetime obtained by dividing out the axial Killing vector, following a method devised by Geroch [23]. In Section III we specialize the equations to our chosen coordinate system, namely cylindrical coordinates with a conformally flat 2-metric. At this stage we do not model spacetimes with angular momentum, and we include a massless scalar field for the matter source. In Section IV we discuss how we search for apparent horizons during evolution. In Section V we describe our numerical implementation of the set of equations derived in Section III. A variety of tests of our code are presented in Section VI, which is followed by conclusions in Section VII. Some details concerning our finite difference approximations, solution of elliptic equations via the multi-grid technique, and a spherically symmetric code used for testing purposes are given in Appendices A and B. Unless otherwise specified, we use the units and conventions adopted by Misner, Thorne and Wheeler [24].

II. THE $(2+1)+1$ FORMALISM

The most common approach in numerical relativity is to perform the so-called $3+1$, or ADM, split of the spacetime that one would like to evolve. In this procedure, a timelike vector field is chosen together with

spatial hypersurfaces that foliate the spacetime. If axisymmetry is assumed, it is usually incorporated once the ADM decomposition has been done, and is reflected in the independence of the various metric and matter quantities on the ignorable, angular coordinate, φ .

Our approach, which follows Geroch [23] and Nakamura *et al* [9], reverses this procedure. We assume axisymmetry from the outset and perform a reduction of the spacetime based on this assumption. Once we have projected out the symmetry, we perform an ADM-like split (now a 2 + 1 split) of the remaining 3-manifold.

More specifically, we begin with a 4-dimensional spacetime metric ¹ $\gamma_{\mu\nu}$ on our manifold \mathcal{M} . The axisymmetry is realized in the existence of a spacelike Killing vector

$$X^\mu = \left(\frac{\partial}{\partial \varphi} \right)^\mu, \quad (1)$$

with closed orbits. We define the projection operator $g_{\mu\nu}$, allowing us to project tensors from the 4-dimensional manifold \mathcal{M} with metric $\gamma_{\mu\nu}$ to a 3-dimensional manifold \mathcal{M}/S^1 with metric g_{ab} , as

$$g_{\mu\nu} = \gamma_{\mu\nu} - \frac{1}{s^2} X_\mu X_\nu, \quad (2)$$

where s is the norm of the Killing vector

$$s^2 = X^\mu X_\mu. \quad (3)$$

With the definition of the vector

$$Y_\mu = \frac{1}{s^2} X_\mu, \quad (4)$$

the metric on the full, 4-dimensional spacetime can be written as

$$\gamma_{\mu\nu} = \begin{pmatrix} g_{ab} + s^2 Y_a Y_b & s^2 Y_a \\ s^2 Y_b & s^2 \end{pmatrix}. \quad (5)$$

Projecting, or dividing out the symmetry amounts to expressing 4-dimensional quantities in terms of quantities on the 3-manifold. For instance, the connection coefficients ⁽⁴⁾ $\Gamma_{\mu\nu}^\lambda$ associated with the 4-dimensional metric are

$$\begin{aligned} {}^{(4)}\Gamma_{\mu\nu}^\lambda &= {}^{(3)}\Gamma_{\mu\nu}^\lambda + \Omega_{\mu\nu}^\lambda \\ &= {}^{(3)}\Gamma_{\mu\nu}^\lambda + \frac{1}{2} s^2 g^{\lambda\sigma} [Y_\nu Z_{\mu\sigma} + Y_\mu Z_{\nu\sigma} - \partial_\sigma (\ln s^2) Y_\mu Y_\nu] + \frac{1}{2} Y^\lambda [\partial_\mu (s^2 Y_\nu) + \partial_\nu (s^2 Y_\mu)], \end{aligned} \quad (6)$$

where ⁽³⁾ $\Gamma_{\mu\nu}^\lambda$ are the connection coefficients constructed from the 3-metric $g_{\mu\nu}$, and we have defined the antisymmetric tensor

$$Z_{\mu\nu} = \partial_\mu Y_\nu - \partial_\nu Y_\mu. \quad (7)$$

Notice that $Z_{\mu\nu}$ is an intrinsically 3-dimensional object, in that $Z_{\mu\nu} X^\mu = Z_{\mu\nu} X^\nu = 0$. With some algebra, the Ricci tensor on the 4-manifold, ⁽⁴⁾ $R_{\mu\nu}$, can now be written as the Ricci tensor on the reduced space, ⁽³⁾ $R_{\mu\nu}$, together with additional terms involving fields coming from the dimensional reduction

$${}^{(4)}R_{\mu\nu} = {}^{(3)}R_{\mu\nu} + D_\lambda \Omega_{\mu\nu}^\lambda - D_\mu \Omega_{\nu\lambda}^\lambda + \Omega_{\mu\nu}^\lambda \Omega_{\lambda\sigma}^\sigma - \Omega_{\mu\lambda}^\sigma \Omega_{\nu\sigma}^\lambda, \quad (8)$$

where D_μ is the covariant derivative on the 3 dimensional manifold. Expressed in terms of s , Y_a , Z_{ab} and ⁽³⁾ R_{ab} , the components of (8) are

$${}^{(4)}R_{\varphi\varphi} = \frac{1}{4} s^4 Z_{bc} Z^{bc} - s D^a D_a s, \quad (9)$$

$${}^{(4)}R_{\varphi a} = \frac{1}{2s} D^c (s^3 Z_{ac}) + Y_a \left[\frac{1}{4} s^4 Z_{bc} Z^{bc} - s D^a D_a s \right], \quad (10)$$

$${}^{(4)}R_{ab} = {}^{(3)}R_{ab} - \frac{1}{s} D_a D_b s - \frac{1}{2} s^2 Z_{ac} Z_b{}^c - \frac{1}{s} D^c [s^3 Z_{c(a)} Y_{b)}] + Y_a Y_b \left[\frac{1}{4} s^4 Z_{bc} Z^{bc} - s D^a D_a s \right]. \quad (11)$$

¹ Note that we will use Greek letters to denote coordinates in the full 4-manifold and Latin letters to denote coordinates in the reduced 3-manifold.

Taking the trace of (8), and using the definitions described above, gives the decomposition of the Ricci scalar as

$${}^{(4)}R = {}^{(3)}R - \frac{2}{s}D^a D_a s - \frac{1}{4}s^2 Z_{bc}Z^{bc}. \quad (12)$$

The 4-dimensional Einstein equations, with a stress-energy tensor $T_{\mu\nu}$, are

$${}^{(4)}R_{\mu\nu} - \frac{1}{2}{}^{(4)}R\gamma_{\mu\nu} = 8\pi T_{\mu\nu}. \quad (13)$$

Using equations (9-12), we can write the Einstein equations as

$$D^a D_a s = -\frac{w_a w^a}{2s^3} - \frac{8\pi}{s} \left(T_{\varphi\varphi} - \frac{1}{2}s^2 T_{\lambda}{}^{\lambda} \right), \quad (14)$$

$$D_{[a} w_{b]} = 8\pi s \epsilon_{ab}{}^c T_{c\varphi}, \quad (15)$$

$${}^{(3)}R_{ab} = \frac{1}{s}D_a D_b s + \frac{1}{2}s^2 Z_{ac}Z_b{}^c + 8\pi \left(T_{\mu\nu} g^{\mu}{}_a g^{\nu}{}_b - \frac{1}{2}g_{ab} T_{\lambda}{}^{\lambda} \right), \quad (16)$$

where we have introduced the twist w_{μ} of the Killing vector

$$w_{\mu} = \frac{s^4}{2} \epsilon_{\mu\nu\lambda\sigma} Y^{\nu} Z^{\lambda\sigma}, \quad (17)$$

and the four and three dimensional Levi-Civita symbols $\epsilon_{\mu\nu\lambda\sigma}$ and ϵ_{abc} , respectively. The twist vector w_{μ} is intrinsically 3-dimensional, *i.e.* $w_{\mu} X^{\mu} = 0$. Furthermore, w_a/s^3 is divergence free

$$D^a \left[\frac{w_a}{s^3} \right] = 0. \quad (18)$$

At this point, the first reduction is essentially done. Equation (16) can be viewed as the 3-dimensional Einstein equations, coupled to the projection of the stress-energy tensor $T_{\mu\nu}$ and to induced ‘‘matter fields’’ s and w_a (or Z_{ab}). The equations of motion for s and w_a are given by (14) and (15) respectively; additional equations of motion will need to be specified for whatever true matter fields one incorporates into the system. This procedure so far is completely analogous to the Kaluza-Klein reduction from five to four dimensions, in which the 5-dimensional geometry becomes gravity in 4 dimensions coupled to electromagnetism and a scalar field [26]. Here, however, the reduced 3-manifold has no dynamics and we have the rather appealing picture of having ‘‘divided out’’ the dynamics of the four dimensional gravitational system and reinterpreted the two degrees of freedom in the gravitational field as scalar (s) and ‘‘electromagnetic’’ (Z_{ab} , or w_a) degrees of freedom.²

We now perform the ADM split of the remaining spacetime. This is done by first foliating the 3-dimensional spacetime into a series of spacelike hypersurfaces with unit, timelike normal vector n^a . Then, similar to the dimensional reduction above, we decompose quantities into components orthogonal and tangent to n^a , using the projection tensor h_{ab}

$$h_{ab} = g_{ab} + n_a n_b. \quad (19)$$

We now define the components of n^a , and the induced 2-dimensional metric h_{AB} ³, using the following decomposition of the 3-metric

$$g_{ab} dx^a dx^b = -\alpha^2 dt^2 + h_{AB} (dx^A + \beta^A dt)(dx^B + \beta^B dt), \quad (20)$$

where α is the lapse function and β^A the shift vector. The gravitational equations now become the evolution equations for the components of the 2-metric h_{AB} and the 2-extrinsic curvature K_{AB}

$$\partial_t h_{AB} = -2\alpha K_{AB} + \Delta_A \beta_B + \Delta_B \beta_A \quad (21)$$

$$\begin{aligned} \partial_t K_{AB} &= \beta^C \Delta_C K_{AB} + K_{AC} \Delta_B \beta^C + K_{BC} \Delta_A \beta^C + \alpha [K K_{AB} + {}^{(2)}R_{AB}] \\ &\quad - 2\alpha K_{AC} K_B{}^C - \Delta_A \Delta_B \alpha - \alpha {}^{(3)}R_{AB}, \end{aligned} \quad (22)$$

² Recall that the electromagnetic field in 3 dimensions has only a single degree of freedom as compared to the two degrees of freedom in 4 dimensions.

³ We use upper-case Latin indicies to denote 2-dimensional tensor components.

the Hamiltonian constraint equation

$${}^{(2)}R - K^A{}_B K^B{}_A + K^2 = {}^{(3)}R + 2 {}^{(3)}R_{ab} n^a n^b \quad (23)$$

and the ρ and z momentum constraint equations

$$\Delta_A K_B{}^A - \Delta_A K = - {}^{(3)}R_{cd} n^d h^c{}_B. \quad (24)$$

In the above, Δ_A is the covariant derivative compatible with the 2-metric h_{AB} , $K \equiv K_A{}^A$, and ${}^{(2)}R_{AB}$ and ${}^{(2)}R$ are the 2-dimensional Ricci tensor and Ricci scalar, respectively. Note that because gravity in 3 dimensions has no propagating degrees of freedom, the constraint equations fix the 3-dimensional geometry completely. Thus, if desired, one can use the constraint equations (23-24) instead of the evolution equations (21-22) to solve for h_{AB} . The freely specifiable degrees of freedom of the 4-manifold are encoded in s and w_a , which are evolved using (14), (15) and (18). Note that (15) and (18) constitute four equations for the three components of w_a —the purely spatial have four equations for the three components of w_a . The purely spatial part of (15) is, in $3+1$ language, the angular momentum constraint equation and only needs to be solved at the initial time in a free evolution of w_a . We note that the restricted class of axisymmetric spacetimes having no angular momentum (rotation) is characterized by the existence of a *scalar twist*, w , such that $w_a \equiv w_{,a}$. In the vacuum case, w generally represents odd parity gravitational waves, while s encodes even parity, or Brill waves[?]. We further note that this class includes the special case $w_a \equiv 0$, which will be the focus of our discussion below.

III. COORDINATE SYSTEM, VARIABLES AND EQUATIONS

In this section we describe a particular coordinate system and set of variables which, in the context of the formalism described in the previous section, provides us with the concrete system of partial differential equations that we solve numerically. We also detail the outer boundary conditions we use, and the on-axis regularity conditions necessary to obtain smooth solutions to these equations.

We only consider spacetimes with zero angular momentum, and no odd-parity gravitational waves; therefore $w_a = 0$. We choose a conformally flat, cylindrical coordinate system for the 2-metric

$$h_{AB} dx^A dx^B = \psi(\rho, z, t)^4 (d\rho^2 + dz^2). \quad (25)$$

This choice for h_{AB} exhausts the coordinate freedom we have to arbitrarily specify the two components of the shift vector— $\beta^\rho(\rho, z, t)$ and $\beta^z(\rho, z, t)$. In order to maintain the form (25) during an evolution, we use the momentum constraints, which are elliptic equations, to solve for β^ρ and β^z at each time step. The Hamiltonian constraint provides a third elliptic equation that we can use to solve for the conformal factor ψ . For a slicing condition, we use maximal slicing of $t = \text{const.}$ hypersurfaces *in the 4-dimensional manifold*—*i.e.* we impose ${}^{(3)}K = 0$, where ${}^{(3)}K$ is the trace of the extrinsic curvature tensor of $t = \text{const.}$ slices of $\gamma_{\mu\nu}$. This condition (specifically $\partial^{(3)}K/\partial t = 0$) gives us an elliptic equation for the lapse.

Instead of directly evolving the norm of the Killing vector, s , we evolve the quantity $\bar{\sigma}$, defined by

$$s = \rho \psi^2 e^{\rho \bar{\sigma}}, \quad (26)$$

and furthermore, we convert the resultant evolution equation for $\bar{\sigma}$ (14) to one that is first order in time by defining the quantity $\bar{\Omega}$, which is “conjugate” variable to $\bar{\sigma}$, via

$$\begin{aligned} \rho \bar{\Omega} &= -2K_\rho{}^\rho - K_z{}^z \\ &= -\frac{3}{2} n^a (\ln s)_{,a} + \frac{\beta_{,z}^z - \beta_{,\rho}^\rho}{2\alpha}. \end{aligned} \quad (27)$$

Part of the motivation behind using $\bar{\sigma}$ and $\bar{\Omega}$ as fundamental variables is to simplify the enforcement of on-axis regularity. In particular, regularity as $\rho \rightarrow 0$ implies that $\bar{\sigma}$ and $\bar{\Omega}$ must exhibit leading order behavior of the form $\bar{\sigma} = \bar{\sigma}_1(z, t)\rho + O(\rho^3)$ and $\bar{\Omega} = \bar{\Omega}_1(z, t)\rho + O(\rho^3)$ respectively, and experience has shown it to be easier to enforce such conditions, than to enforce the leading order behavior of s (or its time derivative) near the axis, which is $s = s_2(z, t)\rho^2 + O(\rho^4)$.

As mentioned previously, the only matter source we currently incorporate is a massless scalar field $\Phi(\rho, z, t)$, which satisfies the usual 4-dimensional wave equation $\square\Phi = 0$. We convert this equation to first-order-in-time form by defining a conjugate variable Π :

$$\Pi \equiv \psi^2 n^a \Phi_{,a}. \quad (28)$$

The stress-energy tensor for the scalar field is

$$T_{\mu\nu} = 2\Phi_{,\mu}\Phi_{,\nu} - \gamma_{\mu\nu}\Phi^{,\mu}\Phi_{,\mu}. \quad (29)$$

Using all of the above definitions and restrictions within the formalism detailed in the previous section, we end up with the following system of equations that we solve with our numerical code, described in the next section. The maximal slicing condition results in the following elliptic equation for α

$$2(\rho\alpha_{,\rho})_{,\rho^2} + \alpha_{,zz} + \alpha_{,\rho}\left(2\frac{\psi_{,\rho}}{\psi} + (\rho\bar{\sigma})_{,\rho}\right) + \alpha_{,z}\left(2\frac{\psi_{,z}}{\psi} + (\rho\bar{\sigma})_{,z}\right) - \frac{\psi^4}{2\alpha}\left[(\beta^{\rho}_{,\rho} - \beta^z_{,z})^2 + (\beta^{\rho}_{,z} + \beta^z_{,\rho})^2\right] - \frac{\psi^4}{6\alpha}\left[2\alpha\rho\bar{\Omega} + \beta^{\rho}_{,\rho} - \beta^z_{,z}\right]^2 = 16\pi\alpha\Pi^2. \quad (30)$$

The Hamiltonian constraint gives an elliptic equation for ψ

$$8\frac{\psi_{,\rho\rho}}{\psi} + 8\frac{\psi_{,zz}}{\psi} + 16\frac{\psi_{,\rho^2}}{\psi} + 8(\rho\bar{\sigma})_{,\rho}\frac{\psi_{,\rho}}{\psi} + 8(\rho\bar{\sigma})_{,z}\frac{\psi_{,z}}{\psi} + \frac{\psi^4}{2\alpha^2}\left[(\beta^{\rho}_{,\rho} - \beta^z_{,z})^2 + (\beta^{\rho}_{,z} + \beta^z_{,\rho})^2\right] + \frac{\psi^4}{6\alpha^2}\left[2\alpha\rho\bar{\Omega} + \beta^{\rho}_{,\rho} - \beta^z_{,z}\right]^2 = -16\pi(\Pi^2 + \Phi_{,\rho}^2 + \Phi_{,z}^2) - 6(\rho^2(\rho\bar{\sigma})_{,\rho})_{,\rho^3} - 2((\rho\bar{\sigma})_{,\rho})^2 - 2(\rho\bar{\sigma})_{,zz} - 2((\rho\bar{\sigma})_{,z})^2. \quad (31)$$

The ρ and z momentum constraints, which provide elliptic equations that we use to solve for β^ρ and β^z , are

$$\frac{2}{3}\beta^{\rho}_{,\rho\rho} + \beta^{\rho}_{,zz} + \frac{1}{3}\beta^z_{,z\rho} - \frac{2\alpha\rho}{3}\left[6\bar{\Omega}\frac{\psi_{,\rho}}{\psi} + \bar{\Omega}_{,\rho} + 3\bar{\Omega}(\rho\bar{\sigma})_{,\rho}\right] - \frac{8}{3}\alpha\bar{\Omega} - \frac{2}{3}\left[\frac{\alpha_{,\rho}}{\alpha} - 6\frac{\psi_{,\rho}}{\psi}\right](\beta^{\rho}_{,\rho} - \beta^z_{,z}) - \left[\frac{\alpha_{,z}}{\alpha} - 6\frac{\psi_{,z}}{\psi} - (\rho\bar{\sigma})_{,z}\right](\beta^{\rho}_{,z} + \beta^z_{,\rho}) = -32\pi\frac{\alpha}{\psi^2}\Pi_{,\rho}, \quad (32)$$

and

$$\beta^z_{,\rho\rho} + \frac{4}{3}\beta^z_{,zz} - \frac{1}{3}\beta^{\rho}_{,z\rho} - \frac{2\alpha\rho}{3}\left[6\bar{\Omega}\frac{\psi_{,z}}{\psi} + \bar{\Omega}_{,z} + 3\bar{\Omega}(\rho\bar{\sigma})_{,z}\right] + \frac{4}{3}\left[\frac{\alpha_{,z}}{\alpha} - 6\frac{\psi_{,z}}{\psi} - \frac{3}{2}(\rho\bar{\sigma})_{,z}\right](\beta^{\rho}_{,\rho} - \beta^z_{,z}) + \left[\frac{2\alpha}{\psi^6}\left(\frac{\rho\psi^6}{\alpha}\right)_{,\rho^2} + (\rho\bar{\sigma})_{,\rho}\right](\beta^{\rho}_{,z} + \beta^z_{,\rho}) = -32\pi\frac{\alpha}{\psi^2}\Pi_{,z}. \quad (33)$$

The definition of $\bar{\Omega}$ in Eq. (27) gives an evolution equation for $\bar{\sigma}$ (where the overdot denotes partial differentiation with respect to t)

$$\dot{\bar{\sigma}} = 2\beta^\rho(\rho\bar{\sigma})_{,\rho^2} + \beta^z\bar{\sigma}_{,z} - \alpha\bar{\Omega} - \left(\frac{\beta^\rho}{\rho}\right)_{,\rho}. \quad (34)$$

The evolution equation for $\bar{\Omega}$ is

$$\begin{aligned} \dot{\bar{\Omega}} = & 2\beta^\rho(\rho\bar{\Omega})_{,\rho^2} + \beta^z\bar{\Omega}_{,z} - \frac{1}{2\alpha\rho}(\beta^z_{,\rho^2} - \beta^{\rho}_{,z^2}) + \frac{1}{\psi^4}\left(\frac{\alpha_{,\rho}}{\rho}\right)_{,\rho} \\ & + \frac{\alpha}{\psi^6}\left(\frac{\psi^2}{\rho}\right)_{,\rho} - \frac{2\alpha}{\psi^4}\left(4\frac{\psi_{,\rho^2}}{\psi} + (\rho\bar{\sigma})_{,\rho^2}\right)\left(\frac{\alpha_{,\rho}}{\alpha} + \frac{2\psi_{,\rho}}{\psi}\right) \\ & - \frac{\alpha}{\psi^4}\left[\bar{\sigma}_{,z}\left(\frac{\alpha_{,z}}{\alpha} + \frac{2\psi_{,z}}{\psi}\right) + \rho\bar{\sigma}_{,z^2} + \bar{\sigma}_{,zz}\right] + 64\pi\frac{\alpha}{\psi^4}\rho(\Phi_{,\rho^2})^2. \end{aligned} \quad (35)$$

We also have an evolution equation for ψ , which we optionally use instead of the Hamiltonian constraint (31) to update ψ

$$\dot{\psi} = \psi_{,z}\beta^z + \psi_{,\rho}\beta^\rho + \frac{\psi}{6}(2\beta^{\rho}_{,\rho} + \beta^z_{,z} + \rho\alpha\bar{\Omega}). \quad (36)$$

The definition of Π and the wave equation for Φ give

$$\dot{\Phi} = \beta^\rho\Phi_{,\rho} + \beta^z\Phi_{,z} + \frac{\alpha}{\psi^2}\Pi, \quad (37)$$

and

$$\begin{aligned} \dot{\Pi} = & \beta^\rho \Pi_{,\rho} + \beta^z \Pi_{,z} + \frac{1}{3} \Pi (\alpha \rho \bar{\Omega} + 2\beta_{,\rho}^\rho + \beta_{,z}^z) \\ & + \frac{1}{\psi^4} \left[2 (\rho \alpha \psi^2 \Phi_\rho)_{,\rho^2} + (\alpha \psi^2 \Phi_z)_{,z} \right] + \frac{\alpha}{\psi^2} \left[(\rho \bar{\sigma})_{,\rho} \Phi_\rho + (\rho \bar{\sigma})_{,z} \Phi_z \right]. \end{aligned} \quad (38)$$

To complete the specification of our system of equations, we need to supply boundary conditions. In our cylindrical coordinate system, where ρ ranges from $\rho = 0$ to $\rho = \rho_{\max}$ and z ranges from z_{\min} to z_{\max} , we have two distinct boundaries: the physical outer boundary at $\rho = \rho_{\max}$, $z = z_{\min}$, and $z = z_{\max}$; and the axis, at $\rho = 0$. Historically, the axis presented a stability problem in axisymmetric codes. We solve this problem by enforcing regularity on the axis, and, as described in Section V, adding numerical dissipation to evolved fields.

The regularity conditions can be obtained by inspection of the equations in the limit $\rho \rightarrow 0$, or more formally, by transforming to Cartesian coordinates and demanding that components of the metric and matter fields be regular and single valued throughout [25]. Garfinkle and Duncan [13] have further proposed that in order to ensure smoothness on the axis, one should use quantities that have either even or odd power series expansions in ρ as $\rho \rightarrow 0$, but which do not vanish faster than $O(\rho)$. It is interesting that the quantities which we found to work best also obey this requirement. As discussed earlier, the particular choice of $\bar{\sigma}$ and $\bar{\Omega}$ as fundamental variables was partly motivated by regularity concerns. The results are

$$\alpha_{,\rho}(0, z, t) = 0 \quad (39)$$

$$\psi_{,\rho}(0, z, t) = 0 \quad (40)$$

$$\beta^z_{,\rho}(0, z, t) = 0 \quad (41)$$

$$\beta^\rho(0, z, t) = 0 \quad (42)$$

$$\bar{\sigma}(0, z, t) = 0 \quad (43)$$

$$\bar{\Omega}(0, z, t) = 0 \quad (44)$$

$$\Phi_{,\rho}(0, z, t) = 0 \quad (45)$$

$$\Pi_{,\rho}(0, z, t) = 0 \quad (46)$$

At the outer boundary, we enforce asymptotic flatness by requiring

$$\lim_{r \rightarrow \infty} \alpha(r, t) = 1 + \frac{C(t)}{r} + O(r^{-2}) \quad (47)$$

$$\lim_{r \rightarrow \infty} \psi(r, t) = 1 + \frac{D(t)}{r} + O(r^{-2}) \quad (48)$$

$$\lim_{r \rightarrow \infty} \beta^z(r, t) = \frac{E(t)}{r} + O(r^{-2}) \quad (49)$$

$$\lim_{r \rightarrow \infty} \beta^\rho(r, t) = \frac{F(t)}{r} + O(r^{-2}), \quad (50)$$

for undetermined functions $C(t)$, $D(t)$, $E(t)$, $F(t)$, and $r^2 \equiv \rho^2 + z^2$. These latter relations are converted to mixed (Robin) boundary conditions (see Appendix A for details) and then are imposed at the outer boundaries of the computational domain: $\rho = \rho_{\max}$, $z = z_{\max}$, and $z = -z_{\max}$. We have also experimented with the use of Dirichlet conditions on α , β^ρ and β^z at the outer boundaries (specifically $\alpha = 1$ and $\beta^\rho = \beta^z = 0$ there), and have found that these work about as well as the Robin conditions. For the scalar field, we assume that near the outer boundary we can approximate the field as purely radially outgoing, and require

$$(r\Phi)_{,t} + (r\Phi)_{,r} = 0. \quad (51)$$

For scalar field configurations far from spherical symmetry, this approximation suffers and reflections are relatively large. However, in general, the reflections do not grow and are somewhat damped. For the other two evolved quantities, $\bar{\sigma}$ and $\bar{\Omega}$, we use this same naive condition for lack of any better, more physically motivated conditions. While this condition proves to be stable with damped reflections, a better condition is sought and this issue remains under investigation.

For initial conditions, we are free to set $(\bar{\sigma}(0, \rho, z), \bar{\Omega}(0, \rho, z), \Phi(0, \rho, z), \Pi(0, \rho, z))$. Once the free data is chosen, we then use the constraint and slicing equations to determine $(\alpha(0, \rho, z), \psi(0, \rho, z), \beta^z(0, \rho, z), \beta^\rho(0, \rho, z))$.

Specifically, we define a general pulse shape

$$G_X(\rho, z) = A_X \exp \left[- \left(\frac{\sqrt{(\rho - \rho_X)^2 + \epsilon_X (z - z_X)^2} - R_X}{\Delta_X} \right)^2 \right] \quad (52)$$

characterized by six parameters $(A_X, \rho_X, \epsilon_X, z_X, R_X, \Delta_X)$ and then choose initial data of the form

$$\begin{aligned} \bar{\sigma}(0, \rho, z) &= \rho G_{\bar{\sigma}}(\rho, z) \\ \bar{\Omega}(0, \rho, z) &= \rho G_{\bar{\Omega}}(\rho, z) \\ \bar{\Phi}(0, \rho, z) &= G_{\bar{\Phi}}(\rho, z) \\ \bar{\Pi}(0, \rho, z) &= 0. \end{aligned} \quad (53)$$

For $\epsilon_X = 1$, these pulses are Gaussian, spherical shells centered at (ρ_X, z_X) with radius R_X and pulse width Δ_X . For $\epsilon_X = 1$ and $(\rho_X, z_X) = (0, 0)$, the pulses are spherical. The factor of ρ in the initial data for $\bar{\sigma}$ and $\bar{\Omega}$ ensures the correct behavior on axis for regularity. For the evolutions presented here, we let $\bar{\Pi} = 0$ so that the initial configuration represents a moment of time symmetry. We note, however, that we are also able to generate and evolve approximately ingoing initial data.

IV. FINDING APPARENT HORIZONS

In this section we describe the equation and technique we use to search for apparent horizons (AHs) within $t = \text{const.}$ spatial slices of the spacetime (see [7, 27, 28] for descriptions of some of the methods available to find AHs in axisymmetry). We restrict our search to isolated, simply connected AHs. In axisymmetry, such an AH can be described by a curve in the (ρ, z) plane, starting and ending on the axis at $\rho = 0$. We define the location of the AH as the level surface $F = 0$, where

$$F = \bar{r} - R(\bar{\theta}), \quad (54)$$

and

$$\bar{r} \equiv \sqrt{\rho^2 + (z - z_0)^2}, \quad (55)$$

$$\bar{r} \sin \bar{\theta} \equiv \rho, \quad (56)$$

$$\bar{r} \cos \bar{\theta} \equiv (z - z_0). \quad (57)$$

The AH is the outermost, marginally trapped surface; hence, we want to find an equation for $R(\bar{\theta})$ such that the outward null expansion normal to the surface $F = 0$, is zero. To this end, we first construct the unit spatial vector s^a , normal to $F = \text{const.}$

$$s^a = \frac{g^{ab} F_{,b}}{\sqrt{g^{cd} F_{,c} F_{,d}}}. \quad (58)$$

Then, using s^a and the $t = \text{const.}$ hypersurface normal vector n^a , we construct future-pointing outgoing (+) and ingoing (-) null vectors as

$$\ell_{\pm}^a = n^a \pm s^a. \quad (59)$$

The normalization of the null vectors is (arbitrarily) $\ell_{\pm}^a \ell_{-a} = -2$. The outward null expansion θ_+ is then the divergence of ℓ_{\pm}^a projected onto $F = \text{const.}$

$$\theta_+ = (g^{ab} - s^a s^b) \nabla_b \ell_{+a}. \quad (60)$$

Using the definition of the extrinsic curvature K_{AB} , and substituting (59) into (60), we arrive at the familiar form for the null expansion when written in terms of ADM variables

$$\theta_+ = s^A s^A K_{AB} + \Delta_A s^A - K. \quad (61)$$

Note that because the normalization of ℓ_{\pm}^a is arbitrary, so (to some extent) is that of θ_+ . The above normalization is chosen so that θ_+ measures the fractional rate of change of area with time measured by an observer moving along n^a .

Substituting (54) and (58) into (61), and setting $\theta_+ = 0$, we are left with an ordinary differential equation for $R(\bar{\theta})$. This equation takes the following form, where a prime ' denotes differentiation with respect to θ :

$$R''(\bar{\theta}) + G(R'(\bar{\theta}), R(\bar{\theta}), g_{ab}, g_{ab,\rho}, g_{ab,z}) = 0. \quad (62)$$

G is a rather lengthy function of its arguments, non-linear in R and R' ; for brevity we do not display it explicitly. All of the metric functions and their gradients appearing in (62) are evaluated along a given curve of integration, and hence are implicitly functions of θ . $\bar{\theta}$ ranges from 0 to π , and regularity of the surface $F = 0$ about the axis requires $R'(0) = R'(\pi) = 0$. Integration of (62) therefore proceeds by specifying R at $\bar{\theta} = 0$ (for instance), and then “evolving” R until either $\bar{\theta} = \pi$, or R diverges at some value of $\bar{\theta} < \pi$. If an AH exists, and assuming z_0 is inside the AH, then the AH can be found by searching for the (locally) unique⁴ initial value $R(0) = R_0$ such that integration of (62) ends at $R(\pi) = R_\pi$, with $R'(\pi) = 0$ and R_π finite. For $R(0)$ slightly larger than R_0 (outside the AH), the integration will end at $\bar{\theta} = \pi$ with $R'(\pi) > 0$, indicating an irregular point on the surface; similarly, for $R(0)$ slightly smaller than R_0 (inside the AH) the integration will end with $R'(\pi) < 0$. Therefore, if we can find a reasonable bracket about the unknown R_0 , we can use a bisection search to find R_0 . Currently, we find a bracket to search by testing a set of initial points, equally spaced in z at intervals of $3\Delta z$. This seems to work well in most situations, and the search is reasonably fast.

We use a second-order Runge-Kutta method to integrate equation (62). The metric functions appearing in G are evaluated using bilinear interpolation along the curve.

V. IMPLEMENTATION

In this section we describe the numerical code that we have written to solve the equations listed in Section III. Some details are deferred to Appendix A.

We use a uniform grid of size N_ρ points in ρ by N_z points in z , with equal spacing $\Delta\rho = \Delta z = h$ in the ρ and z directions. The value of a function f at time level n and location (i, j) within the grid, corresponding to coordinate $(\rho, z, t) = ((i-1)\Delta\rho, (j-1)\Delta z + z_{\min}, n\Delta t)$, is denoted by $f_{i,j}^n$. For the temporal discretization scale we use $\Delta t = \lambda h$, where λ is the Courant factor, which for the type of differencing we employ, should be less than one for stability; typically we use $\lambda = 0.3$. The hyperbolic equations (34-38) are discretized using a second-order accurate Crank-Nicholson type scheme, whereby we define two time levels, t and $t + \Delta t$, and obtain our finite difference stencils by expanding in Taylor series about $t = t + \Delta t/2$. This gives the following second-order accurate approximation to the first derivative of f with respect to time

$$\frac{f_{i,j}^{n+1} - f_{i,j}^n}{\Delta t} = \left. \frac{\partial f(\rho, z, t)}{\partial t} \right|_{t=t+\Delta t/2} + O(\Delta t^2) \quad (63)$$

Second-order accurate approximations to functions and spatial derivative operators at $t = t + \Delta t/2$ are obtained by averaging the corresponding quantity, Q , in time:

$$\frac{Q_{i,j}^n + Q_{i,j}^{n+1}}{2} = Q(t + \Delta t/2, \rho, z) + O(\Delta t^2) \quad (64)$$

Thus, after discretization of the evolution equations using (63) and (64), function values are only referenced at times t and $t + \Delta t$, even though the stencils are centered at time $t + \Delta t/2$. Specific forms for all the finite difference stencils that we use can be found in Appendix A.

We add Kreiss-Oliger dissipation [29] to the evolution of equations of $\Phi, \Pi, \bar{\sigma}$ and $\bar{\Omega}$ (in addition to ψ during partially constrained evolution), as described in Appendix A. To demonstrate that this is *essential* for the stability of our numerical scheme, we compare in Fig. 1 the evolution of $\bar{\sigma}$ from simulations without and with dissipation, but otherwise identical.

The elliptic equations (30-33) are solved using Brandt’s FAS multigrid (MG) algorithm [32, 33], described in some detail in Appendix A. There are no explicit time derivatives of functions in these equations, and we discretize them at a single time level n (*i.e.* we do not apply the Crank-Nicholson averaging scheme for the elliptics). We use either a fully constrained evolution, solving for $\alpha, \beta^\rho, \beta^z$ and ψ using the constraint

⁴ In a general collapse scenario, multiple inner horizons could be present, which would also satisfy (62) augmented with the conditions $R'(0) = R'(\pi) = 0$. We want the outermost of these surfaces.

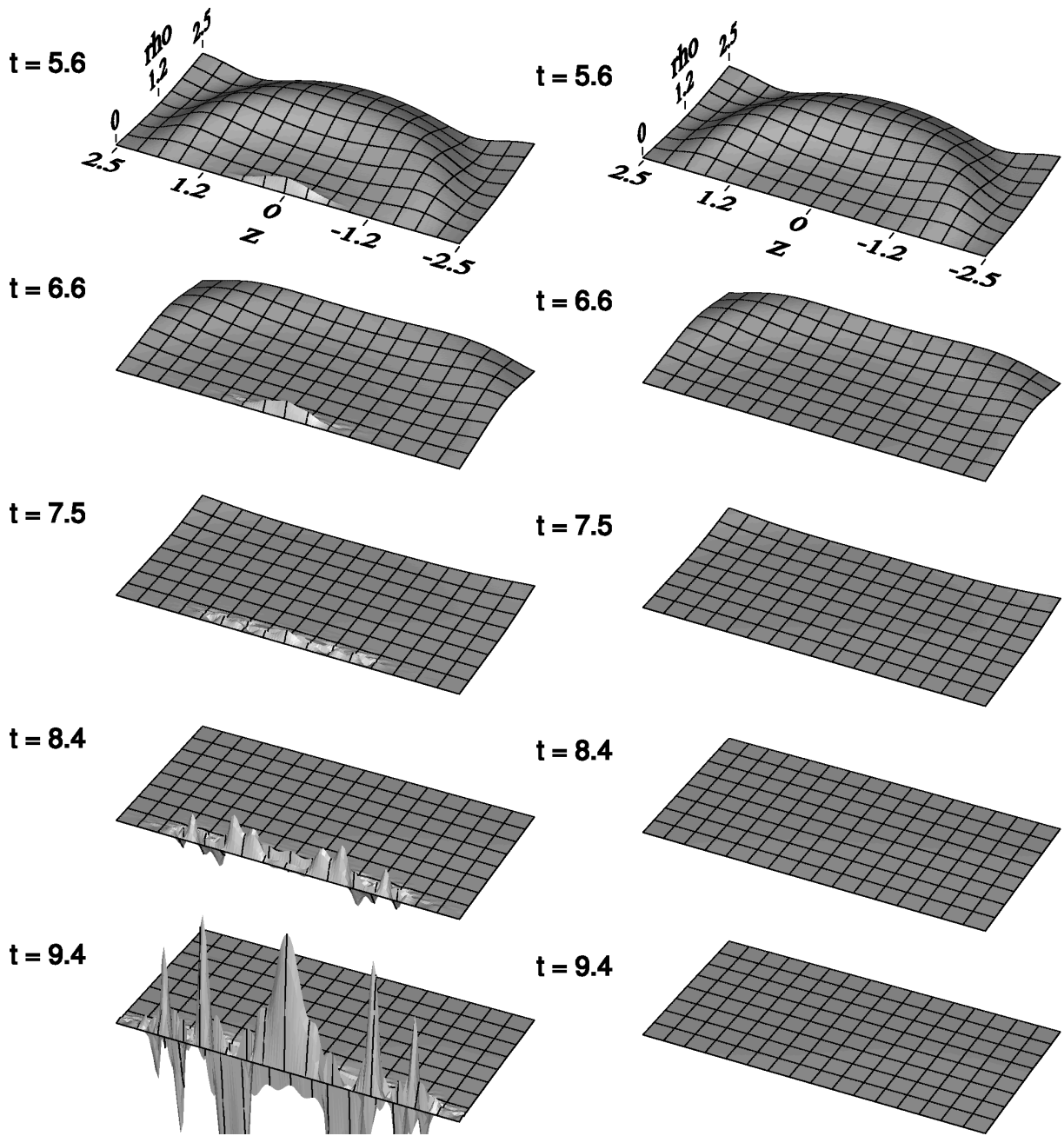


FIG. 1: The metric variable $\bar{\sigma}$ from two sample Brill wave evolutions, demonstrating the effectiveness of dissipation. Both simulations were run with identical parameters, except the simulation displayed on the left was run without dissipation, while that shown on the right was run with a dissipation parameter $\epsilon = 0.5$ (see Appendix A). The simulation without dissipation crashed at around $t = 10$, while the run with dissipation was stopped after several light crossing times, without showing any signs of instability. (Note: the computational domain used for these evolutions was $\rho = [0, 10]$, and $z = [-10, 10]$; in the plots above we only show a subset of this domain. Also, the grid-lines drawn are for visual aid only; the size of the mesh visible in each frame is 64×128 .)

equations and slicing condition, or a partially constrained evolution where instead of using the Hamiltonian constraint to update ψ , we use the evolution equation (36). Partially constrained evolution has proven to be useful due to the occasional failure of the MG solver in the strong-field regime (*i.e.* close to black hole formation). Use of the evolution equation for ψ (rather than the Hamiltonian constraint) circumvents this problem in many instances; however, in certain Brill-wave dominated spacetimes, free evolution of ψ is not sufficient to ensure convergence of the MG process. We are currently working to make the MG solver more

robust in these situations.

The code is written in a combination of RNPL (Rapid Numerical Prototyping Language [30]) and Fortran 77. The hyperbolic equations are implemented in RNPL, which employs a point-wise Newton-Gauss-Seidel iterative relaxation scheme to solve these equations, while the MG solver is implemented in Fortran (see Appendix A for more MG details). A pseudo-code description of the time-stepping algorithm used is as follows:

- ```

a) As an initial guess to the solution at time t+dt, copy variables
 from t to t+dt

b) repeat until (residual norm < tolerance):
 1: perform 1 Newton-Gauss-Seidel relaxation sweep of the
 evolution equations, solving for the unknowns at time t+dt
 2: perform 1 MG vcycle on the set of elliptic equations at
 time t+dt
 end repeat

```

For the residual norm used to terminate the iteration we use the the infinity norm of the residuals of all updated unknowns.

## VI. TESTS

In this section, we describe some of the tests we have performed to check that we are solving the correct set of equations. The first test consists of checking the equations against those derived with a computer algebra system [31]. By inputting the metric and coordinate conditions, the computer derived equations can then be subtracted from our equations and simplified. By finding that the differences simplify to 0, we can conclude that two sets of equations agree.

For diagnostic purposes and as tests of the equations and of their discretization, we compute several quantities during the numerical evolution. The first is the ADM mass [24]

$$M_{ADM} = \frac{1}{16\pi} \lim_{r \rightarrow \infty} \int (H^a_{b;a} - H^a_{a;b}) N^b dA, \quad (65)$$

where the integral is evaluated on a flat 3-space, *i.e.* with metric  $ds^2 = d\rho^2 + dz^2 + \rho^2 d\phi^2$ . The spatial 3-metric  $H_{ab}$  is that from our curved space solution, but has its indices raised and lowered with the flat metric. Integrating around the boundaries of our numerical grid, the normal vectors  $\vec{N}$  are  $\pm\partial/\partial z$  and  $\partial/\partial\rho$ . After some algebra, the ADM mass becomes

$$\begin{aligned}
M_{ADM} = & \frac{1}{2} \int_{z_{\min}}^{z_{\max}} \rho \psi^4 \left[ -\frac{\psi_{,z}}{\psi} - e^{2\rho\bar{\sigma}} \left( \frac{\psi_{,z}}{\psi} + \frac{1}{2} (\rho\bar{\sigma})_{,z} \right) \right] d\rho \\
& - \frac{1}{2} \int_{z_{\min}}^{z_{\max}} \rho \psi^4 \left[ -\frac{\psi_{,z}}{\psi} - e^{2\sigma} \left( \frac{\psi_{,z}}{\psi} + \frac{1}{2} (\rho\bar{\sigma})_{,z} \right) \right] d\rho \\
& + \frac{1}{2} \int_{\rho_{\max}} \rho \psi^4 \left[ -\frac{\psi_{,\rho}}{\psi} - e^{2\sigma} \left( \frac{\psi_{,\rho}}{\psi} + \frac{1}{2} (\rho\bar{\sigma})_{,\rho} + \frac{1}{4\rho} \right) + \frac{1}{4\rho} \right] dz.
\end{aligned} \quad (66)$$

A second set of quantities we calculate are the  $\ell_2$ -norms of the residuals of the evolution equations for the extrinsic curvature (22), which we denote  $E(K_{AB})$ . Because we do not directly evolve individual components of the extrinsic curvature, these residuals will not be zero; however, they *should* converge to zero in the limits as the discretization scale  $h \rightarrow 0$ , and the outer boundary positions  $\rho_{\max}, z_{\max}, -z_{\min} \rightarrow \infty$ . Note that we include these last conditions because it is only in the limit  $r \rightarrow \infty$  that our outer boundary conditions are fully consistent with asymptotic flatness.

The convergence properties of our code are measured by computing the convergence factor,  $Q_u$ , associated with a given variable,  $u$ , obtained on grids with resolution  $h, 2h$  and  $4h$  via

$$Q_u = \frac{\|u_{4h} - u_{2h}\|_2}{\|u_{2h} - u_h\|_2}. \quad (67)$$

In particular, for the case of  $O(h^2)$  (second order) convergence, we expect  $Q_u \rightarrow 4$  as  $h \rightarrow 0$ .

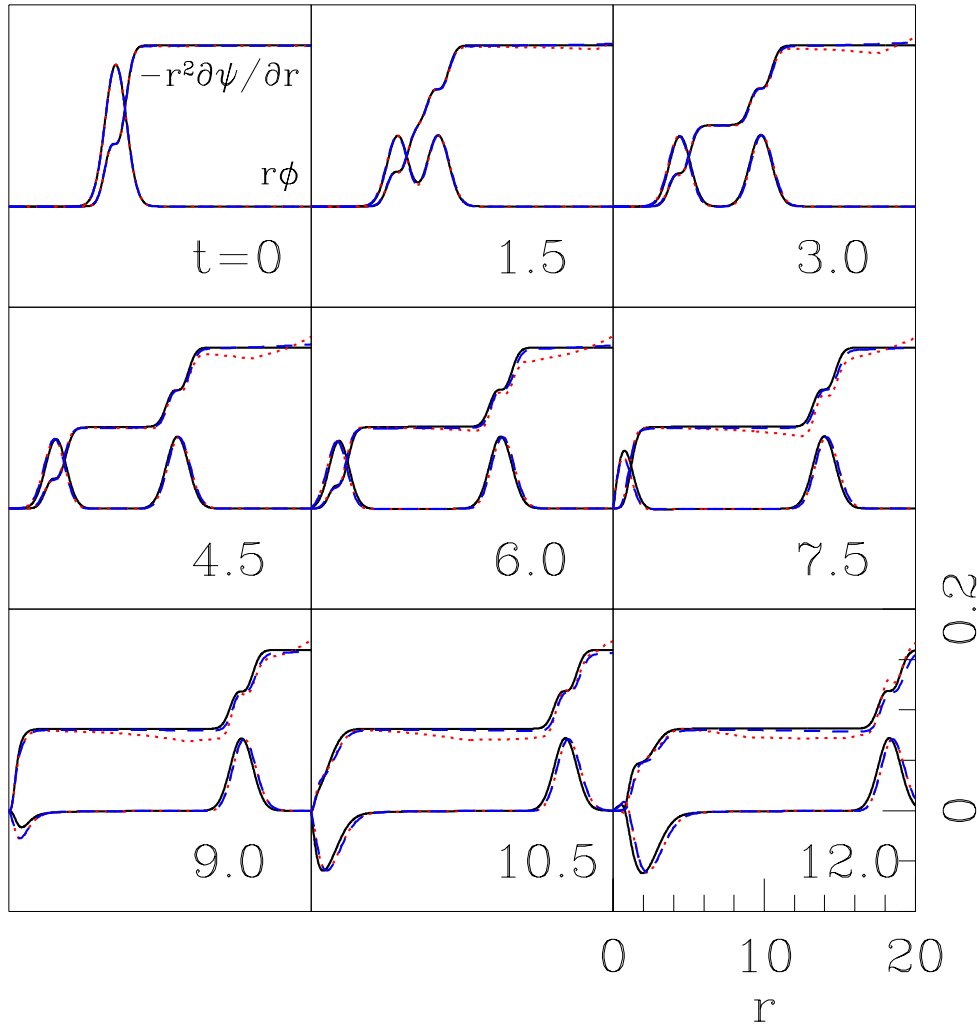


FIG. 2: Tests of spherically symmetric scalar collapse. The sequence of frames are from the evolution of an initial pulse in  $\Phi$  of the form (52) with  $A_\Phi = 0.02$ ,  $\epsilon_\Phi = 1$ ,  $R_\Phi = 7.0$ ,  $\Delta_\Phi = 1.0$ ,  $(\rho_\Phi, z_\Phi) = (0, 0)$ . Shown are the functions  $r\Phi$  and  $-r^2\partial\psi/\partial r$ . The output of the explicitly spherically symmetric code (with  $2^{10}$  radial grid points) is shown with solid lines, while the output of the axisymmetric code ( $N_\rho = N_z/2 = 2^8$ ) is shown with dashed (a  $(\rho = 0, z > 0)$  slice) and dotted lines (a  $z = 0$  slice).

The first set of tests we present here are comparisons of  $\Phi$  and  $\psi$  from the evolution of spherically symmetric initial data to the corresponding functions computed by a 1D spherically symmetric code, the details of which are presented in Appendix B. In general, the results from the two codes are in good agreement. A sample comparison is illustrated in Fig. 2 which shows the scalar field obtained with the 1D code as well as two radial slices of the corresponding solution calculated using the axisymmetric code. Note, however, that we do not expect *exact* agreement in the limit  $h \rightarrow 0$  for a fixed outer boundary location, as the “rectangular” boundaries of the axisymmetric code are, in general, incompatible with precise spherical symmetry.

In the second series of tests, we examine evolutions of Brill waves and non-spherical scalar pulses. Figs. 3–6 show results from two typical initial data sets, each computed using two distinct outer boundary positions. Each figure plots (a) the ADM mass  $M_{\text{ADM}}$ , (b) the  $\ell_2$ -norm of the residual of the  $\rho\rho$  component of the evolution equation for the extrinsic curvature  $E(\dot{K}_{\rho\rho})$ , and, (c) the convergence factor  $Q_\psi$  of  $\psi$ , as functions of

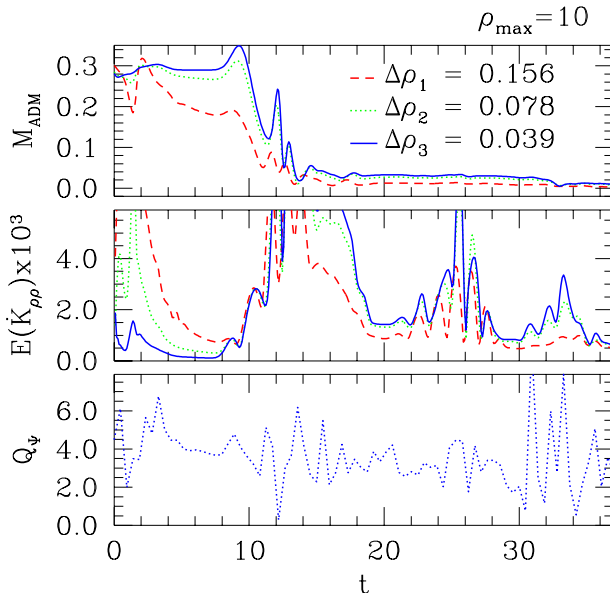


FIG. 3: Tests of Brill collapse using a initial pulse profile for  $\bar{\sigma}(0, \rho, z)$  of the form (52) with  $A_{\bar{\sigma}} = -3.0$ ,  $R_{\bar{\sigma}} = 0$ ,  $\Delta_{\bar{\sigma}} = 1$ ,  $\epsilon_{\bar{\sigma}} = 1$ , and  $(\rho_{\bar{\sigma}}, z_{\bar{\sigma}}) = (0, 0)$ . The evolution shown here corresponds to four crossing times and  $\rho_{\max} = z_{\max} = 10$ . The top frame shows the calculated ADM mass  $M_{\text{ADM}}$ . As the resolution increases, so does the level of mass conservation at early times, before energy has reached the outer boundary. The middle frame shows  $E(\dot{K}_{\rho\rho})$ , the  $\ell_2$ -norm of the residual of the  $\rho\rho$  component of the evolution equation for the extrinsic curvature (22). At early times, before energy reaches the outer boundary, the residual decreases as the resolution increases. The bottom frame shows the convergence factor computed for the field  $\psi$ .

time (the convergence factor  $Q$  for other functions exhibit similar behavior as  $Q_{\psi}$ , and so for brevity we do not show them). Here, one expects to see an improvement of the results—namely trends toward mass conservation early on, a zero residual, and a convergence factor of 4—in the limits  $h \rightarrow 0$  and  $(\rho_{\max}, z_{\max}) \rightarrow \infty$ . After energy has reached the outer boundary, and to a lesser extent before (as is evident in the scalar field example in Figs. 5 and 6), we fail to get consistency with the evolution equation (22) as  $h \rightarrow 0$ , for *fixed*  $(\rho_{\max}, z_{\max})$ . This is a measure of the inaccuracy of our outer boundary conditions (47-50); though the trends suggest that we *do* achieve consistency in the limit  $(\rho_{\max}, z_{\max}) \rightarrow \infty$ .

Finally, we show some results of a simulation of black hole formation from the collapse of a spherically symmetric distribution of scalar field energy. Again, by looking at spherically symmetric collapse we can compare with the 1D code (obtaining the same level of agreement as seen in the example in Fig. 2). However, here we want to show the behavior of our coordinate system (in particular the maximal slicing) in the strong-field regime, which demonstrates the need to incorporate black hole excision techniques and/or adaptive mesh refinement (AMR) before attempting any serious investigation of physics with this code. Fig. 7 shows plots of the ADM mass estimate (65), an estimate of the black hole mass  $M_{\text{area}} \equiv \sqrt{A/16\pi}$ , where  $A$  is the area of the apparent horizon, and the minimum value of the lapse as a function of time from the simulation. Fig. 8 shows the conformal factor  $\psi$  at several times, in the central region of the grid.

Maximal slicing is considered *singularity avoiding*, because as the singularity is approached in a collapse scenario, the lapse  $\alpha$  tends to 0, as demonstrated in Fig. 7. This effectively freezes the evolution inside the black hole, though it causes a severe distortion in the  $t = \text{const.}$  slices as one moves away from the black hole. This particular coordinate pathology is evident in Fig. 8. Recall from the 2-metric (25) that  $\psi^2$  determines proper length scales in the  $\rho$  and  $z$  directions; thus the rapid growth with time of  $\psi$  shown in Fig. 8 means that a given coordinate area represents increasing proper area. Furthermore, the increase in magnitude of  $\psi$  in the strong-field regime (which happens even when black holes do not form, and in non-spherical scalar field and Brill wave evolution, though not to the same extent as shown in Fig. 8) implies that our effective numerical resolution decreases in those regions, as some feature of the solution with a given characteristic size will span less of the coordinate grid. Thus, in the end, even though maximal slicing may prevent us from reaching a physical singularity, the “grid-stretching” effect is just as disastrous for the numerical code, preventing any long-term simulation of black hole spacetimes. For these reasons we will add black hole excision techniques

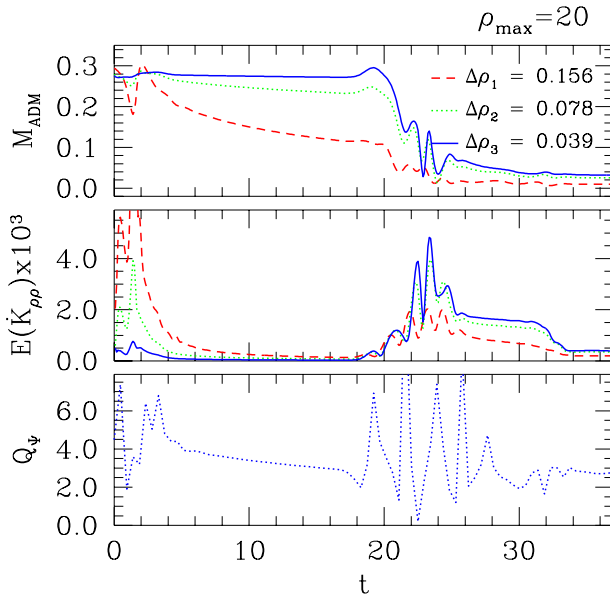


FIG. 4: Tests of Brill collapse with the same initial data and grid resolutions as those in Fig. 3 above, but with  $\rho_{\max} = z_{\max} = 20$ , and for only two crossing times. Notice the improvement in the behavior of the residual and mass aspect when energy reaches the outer boundary, as compared to the  $\rho_{\max} = z_{\max} = 10$  case above.

and AMR before exploring physics with this code; our efforts in this regard are well underway, and will be described elsewhere.

## VII. CONCLUSION

We have described a  $(2+1)+1$  gravitational evolution model which evolves axisymmetric configurations of gravitational radiation and/or a scalar field. A thorough battery of tests confirms that the correct equations are being solved. In particular, we have provided evidence that the code is second-order convergent, consistent and conserves mass in the limit where the outer boundary position goes to infinity.

The unigrid code described here is the first step towards our long-term goal of studying a range of interesting theoretical and astrophysical phenomena in axisymmetry. These include gravitational collapse of various matter sources and gravitational waves, the corresponding critical phenomena at the threshold of black hole formation, head-on black hole collisions and accretion disks. To this end, we need to include support for angular momentum and additional matter fields in the code, as well as to add additional computational and mathematical infrastructure—adaptive mesh refinement, black hole excision and the capability of running in parallel on a network of machines. All of these projects are under development, and results will be published as they become available.

Another goal of this project is to provide a platform from which to develop computational technology for 3D work. In particular, we see development of AMR in axisymmetry as a precursor to its incorporation in 3D calculations. Likewise, accurate and stable treatment of boundary conditions presents a continual challenge in numerical relativity, and it is possible that we can develop an effective treatment of boundaries in axisymmetry that will generalize to the 3D case.

## Acknowledgments

The authors would like to thank David Garfinkle for helpful discussions. MWC would like to acknowledge financial support from NSERC and NSF PHY9722068. FP would like to acknowledge NSERC, The Izaak Walton Killam Fund and Caltech’s Richard Chase Tolman Fund for their financial support. EWH and SLL would like to acknowledge the support of NSF Grant PHY-9900644. SLL acknowledges support from grant

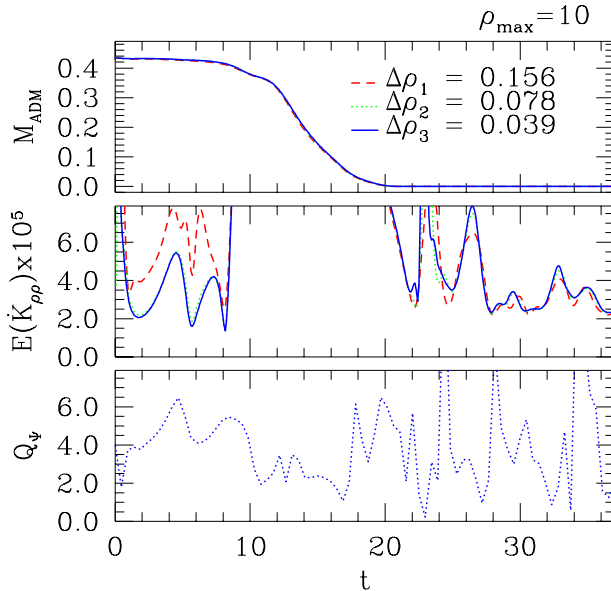


FIG. 5: Tests of an oblate, scalar pulse evolution with  $A_\Phi = 0.15$ ,  $R_\Phi = 0$ ,  $\Delta_\Phi = 3$ ,  $\epsilon_\Phi = 3$ , and  $(\rho_\Phi, z_\Phi) = (0, 0)$ . The tests are shown for four crossing times with  $\rho_{\max} = z_{\max} = 10$ . The results are similar to the tests for the Brill wave shown in Fig. 3 above, though notice that the scale of the residual  $E(K_{\rho\rho})$  is about 2 orders of magnitude smaller than that of the Brill wave case.

NSF PHY-0139980 as well as the financial support of Southampton College. EWH also acknowledges the support of NSF grant PHY-0139782. The majority of the simulations described here were performed on UBC’s **vn** cluster (supported by CFI and BCKDF), and the **MACI** cluster at the University of Calgary (supported by CFI and ASRA).

## APPENDIX A: THE ELLIPTIC SOLVER AND FINITE DIFFERENCE APPROXIMATIONS

In this appendix we briefly mention some aspects of our multigrid (MG) routine, and list the set of finite difference approximations that we use.

The constraint equations (30-33) are four elliptic equations which, for a fully constrained system, must be solved on every time slice (*i.e.* spatial hypersurface). As such, it can be expected that the time taken by a given evolution will be dominated by the elliptic solver and hence we look for the fastest possible solver.

Currently, multigrid methods are among the most efficient elliptic solvers available, and here we have implemented a standard Full Approximation Storage (FAS) multigrid method with V-cycling (see [32, 33]) to solve the four nonlinear equations simultaneously. (When using the evolution equation for  $\psi$  in a partially constrained evolution, we use the same multigrid routine described here, except we only solve for the three quantities  $\alpha, \beta^\rho$  and  $\beta^z$  during the V-cycle;  $\psi$  is then simply considered another “source function”.)

A key component of the MG solver is the relaxation routine that is designed to *smooth* the residuals associated with the discretized elliptic equations. We use point-wise Newton-Gauss-Seidel relaxation with red-black ordering (see Fig. 9), simultaneously updating all four quantities  $(\alpha, \beta^\rho, \beta^z, \psi)$  at each grid-point during a relaxation sweep. In addition to its use for the standard pre-coarse-grid-correction (pre-CGC) and post-CGC smoothing sweeps, the relaxation routine is also used to *solve* problems on the coarsest grid. We use half-weighted restriction to transfer fields from fine to coarse grids and (bi)linear interpolation for coarse to fine transfers. We generally use 3 pre-CGC and 3 post-CGC sweeps per V-cycle, and likewise normally use a single V-cycle per Crank-Nicholson iteration.

One complicating factor here is the treatment of the boundary conditions Eqs. (39-42) and Eqs. (47-50). In accordance with general multi-grid practice, we view the boundary conditions as logically and operationally distinct from the interior equation equation. The outer boundary conditions can generally be expressed as

$$r X \approx \text{constant} \tag{A1}$$

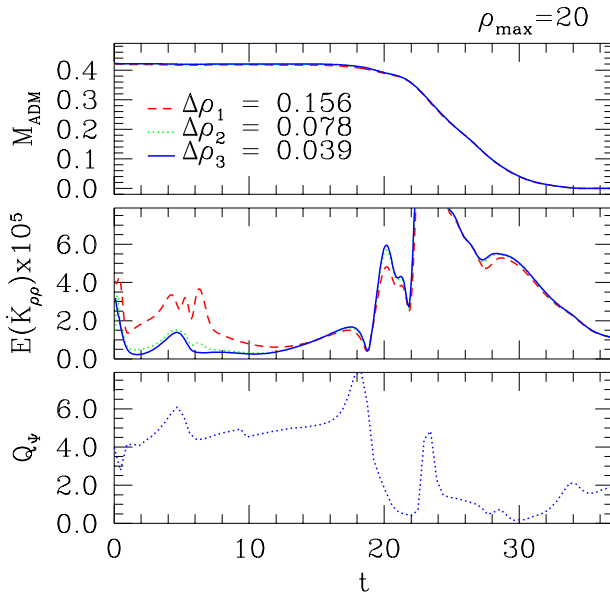


FIG. 6: Tests of an oblate, scalar pulse evolution with the same initial data and grid resolutions as those in Fig. 5 above, but with  $\rho_{\max} = z_{\max} = 20$ , and for two crossing times. Again, as with the Brill wave example, it is evident that there are two factors that contribute to a non-zero residual  $E(K_{\rho\rho})$ —the closeness of the outer boundary, and the discretization scale  $h$ .

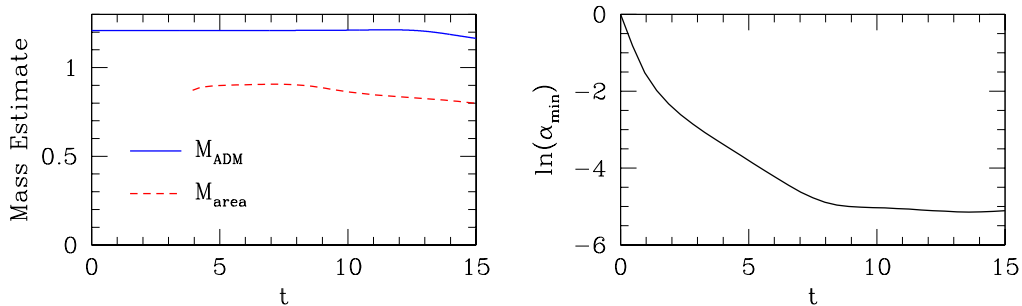


FIG. 7: The ADM mass estimate  $M_{\text{ADM}}$  of the spacetime and area-mass estimate  $M_{\text{area}} = \sqrt{A/16}$  of the black hole (left), where  $A$  is the area of the apparent horizon, and the natural logarithm of the minimum value of lapse (right) during a scalar field collapse simulation. The initial scalar field profile,  $\Phi(0, \rho, z)$  is of the form (52) with  $A_\Phi = 0.35$ ,  $R_\Phi = 0$ ,  $\Delta_\Phi = 1$ ,  $\epsilon_\Phi = 1$  and  $(\rho_\Phi, z_\Phi) = (0, 0)$ . The outer boundary is at  $\rho_{\max} = z_{\max} = -z_{\min} = 10$ , and the size of the numerical grid is  $256 \times 512$ . An apparent horizon was first detected at  $t \approx 4$ , hence the  $M_{\text{area}}$  curve only starts then. At intermediate times (between roughly  $t = 2$  and  $t = 7$ ) we see an exponential “collapse” of the lapse (the minimum of which is at  $(\rho, z) = (0, 0)$ ); at later times this behavior ceases in the simulation, as a consequence of increasingly poor resolution in the vicinity of the black hole caused by “grid-stretching”—see Fig. 8 below. This also adversely affects the accuracy of the area-mass estimate (it actually begins to *decrease* at late times) as the coordinate region occupied by the AH shrinks.

where  $X \in \{1 - \alpha, 1 - \psi, \beta^z, \beta^\rho\}$ . Taking the derivative of (A1) with respect to  $r$ , we arrive at the differential form that is applied on the outer boundaries of the computational domain ( $\rho = \rho_{\max}$ ,  $z = z_{\max}$ ,  $z = -z_{\max}$ ):

$$X - \rho X_{,\rho} - z X_{,z} = 0. \quad (\text{A2})$$

On the  $z$ -axis ( $\rho = 0$ ), the conditions Eqs. (39-42) take one of the following two forms:

$$A_{i,\rho} = 0 \quad (\text{A3})$$

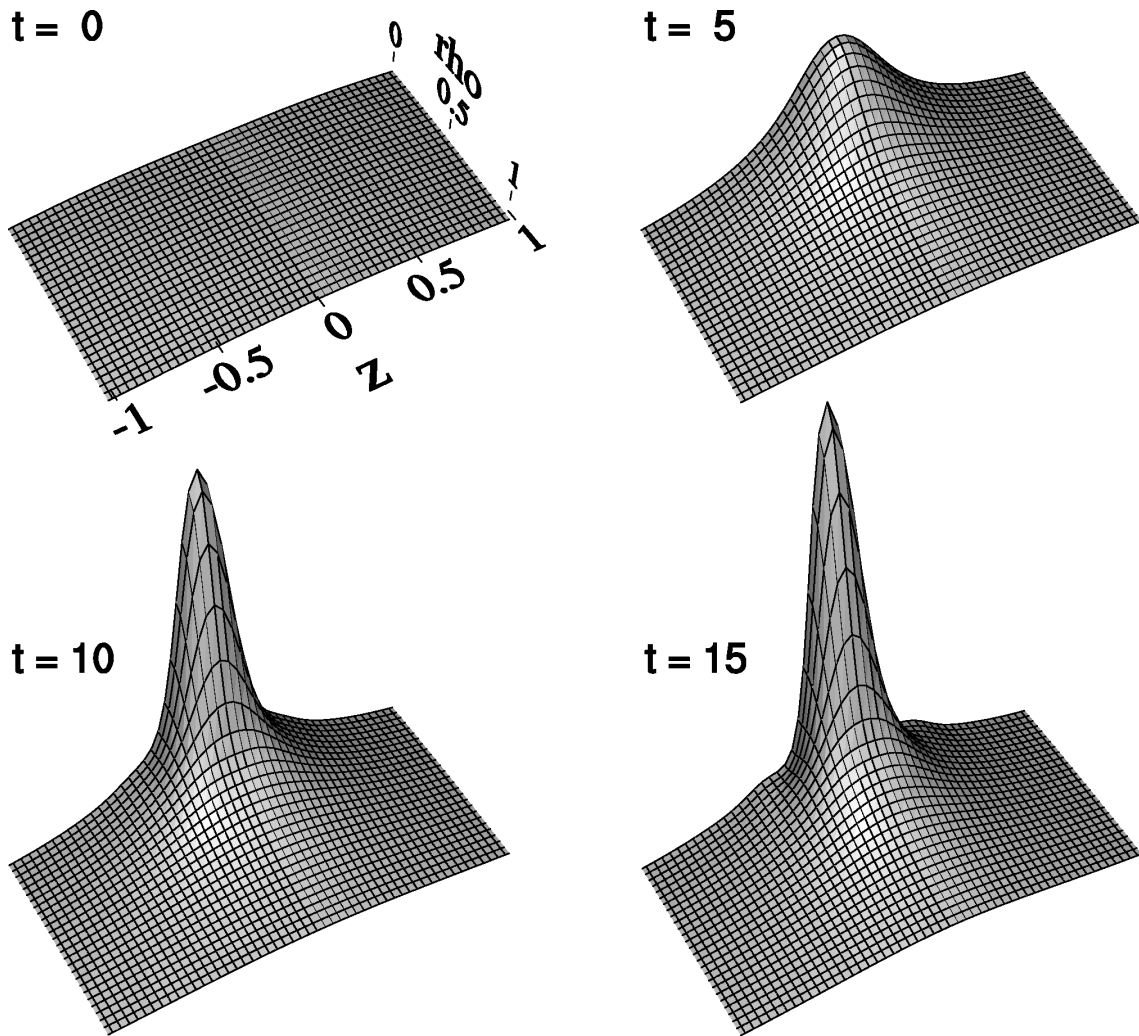


FIG. 8: The conformal factor  $\psi$  near the origin, at four different times from the simulation described in Fig. 7. The height of the surfaces represent the magnitude of  $\psi$ , and the scale of each image is the same. The smallest value of  $\psi$  shown in each frame is  $\approx 1.5$ , while at  $t = 15$ ,  $\psi$  reaches a maximum of  $\approx 5.8$  at the origin. The 2-metric has the form  $\psi^4(d\rho^2 + dz^2)$ , hence the larger  $\psi$  is, the larger the physical area represented by a given coordinate cell (the lines drawn here *are* coincident with the actual grid-lines of the simulation). This implies that the effective resolution of a given coordinate patch *decreases* as  $\psi$  increases. The net result is that as gravitational collapse proceeds, central features of the solution become very poorly resolved within the grid, adversely affecting the accuracy of the solution. This is quite evident at  $t = 15$ , where noticeable asymmetries have developed in  $\psi$  (recall that this is collapse from spherically symmetric initial data).

or

$$A_i = 0 \tag{A4}$$

Equations of the former form are discretized using an  $O(h^2)$  backwards difference approximation to the  $\rho$  derivative.

The interior and boundary differential equations are solved in tandem via the multigrid approach:

1. The residual is smoothed using some number of relaxation sweeps. For the interior, Eqs. (30-32) are relaxed using red-black ordering as discussed above. After each call of this relaxation routine, a second routine that “relaxes” the boundary points is called [35].
2. For quantities restricted from a fine to a coarse grid, discrete forms of (A3) and (A4) are applied during the  $V$ -cycle. At the other boundaries, straightforward injection is used.



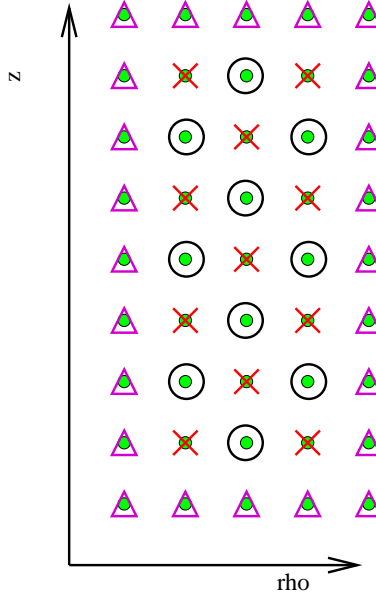


FIG. 9: Diagram illustrating the order in which relaxation occurs. Shown here is a  $5 \times 9$  grid spanning  $\rho \times z$  with the grid points represented by filled circles. The Xs denote “red” (interior) points which are visited first. The Os denote “black” (interior) points which are visited next. Finally, the triangles denote boundary points which are visited last.

The key idea here is to ensure that the boundary relaxation process does not substantially impact the smoothness of the interior residuals, because it is only for smooth residuals that a coarsened version of a fine-grid problem can sensibly be posed.

Finally, in Table I, we show all of the difference operators we use to convert the differential equations listed in III to finite difference form, using the Crank-Nicholson scheme described in Section V. In addition, as discussed in Section V, we use Kreiss-Oliger dissipation [29] to maintain smoothness in the evolved fields. Specifically, we add the Kreiss-Oliger filter to discretized evolution equations

$$\Delta_t A^n = \mu_t f^n (\dots) \quad (\text{A5})$$

by replacing the Crank-Nicholson time difference operator  $\Delta_t$  with  $\Delta_t^\epsilon$ :

$$\Delta_t^\epsilon A^n = \mu_t f^n (\dots) \quad (\text{A6})$$

Empirically, we find that a value of  $\epsilon = 0.5$  generally keeps our fields acceptably smooth.

## APPENDIX B: THE SPHERICALLY SYMMETRIC MODEL

One simple test of the code compares the results for spherically symmetric initial data with the output of a code which explicitly assumes spherical symmetry. Here we present the equations for this 1D code. The spacetime metric is:

$$ds^2 = -(\alpha^2 + \psi^4 \beta^2) dt^2 + 2\psi^4 \beta dt dr + \psi^4 (dr^2 + r^2 d\Omega^2), \quad (\text{B1})$$

where  $\alpha$ ,  $\beta$  and  $\psi$ , are functions of  $r$  and  $t$ ,  $d\Omega^2$  is the line element on the unit 2-sphere, and  $\beta$  is the radial component of the shift vector (i.e.  $\beta^i = (\beta, 0, 0)$ ). Adopting maximal slicing to facilitate direct comparison to the axisymmetric code, we have

$$K^i_j = \text{diag}(K^r_r(r, t), 0, 0). \quad (\text{B2})$$

Then a sufficient set of equations for the coupled Einstein-massless-scalar system is [34]

$$\psi'' + \frac{2\psi'}{r} + 2\pi [\Phi^2 + \Pi^2] \psi + \frac{3}{16} (K^r_r)^2 \psi^5 = 0 \quad (\text{B3})$$

| Operator                     | Definition                                                                              | Expansion                            |
|------------------------------|-----------------------------------------------------------------------------------------|--------------------------------------|
| $\Delta_x A_i$               | $(A_{i+1} - A_{i-1}) / (2h)$                                                            | $A_{,x} _i + O(h^2)$                 |
| $\Delta_x^f A_i$             | $(-3A_i + 4A_{i+1} - A_{i+2}) / (2h)$                                                   | $A_{,x} _i + O(h^2)$                 |
| $\Delta_x^b A_i$             | $(3A_i - 4A_{i-1} + A_{i-2}) / (2h)$                                                    | $A_{,x} _i + O(h^2)$                 |
| $\Delta_{xx} A_i$            | $(A_{i+1} - 2A_i + A_{i-1}) / (h^2)$                                                    | $A_{,xx} _i + O(h^2)$                |
| $\Delta_{xxxx} A_i$          | $\Delta_{xx}(\Delta_{xx} A_i) = (A_{i+2} - 4A_{i+1} + 6A_i - 4A_{i-1} + A_{i-2}) / h^4$ | $A_{,xxxx} _i + O(h^2)$              |
| $\Delta_{x^2} A_i$           | $(A_{i+1} - A_{i-1}) / (x_{i+1}^2 - x_{i-1}^2)$                                         | $A_{,xx} _i + O(h^2)$                |
| $\Delta_x(A_i/x)$            | $2(x_{i-1}A_{i+1} - x_{i+1}A_{i-1}) / (x_{i+1}^2 - x_{i-1}^2) / x_i$                    | $(A/x)_{,x} _i + O(h^2)$             |
| $\Delta_x[(\Delta_x A_i)/x]$ | $16[x_{i-1/2}A_{i+1} - 2x_iA_i + x_{i+1/2}A_{i-1}] / (x_{i+1}^2 - x_{i-1}^2)^2$         | $(A_{,x}/x)_{,x} _i + O(h^2)$        |
| $\mu_t A^n$                  | $(A^{n+1} + A^n) / 2$                                                                   | $A ^{n+1/2} + O(\lambda^2 h^2)$      |
| $\Delta_t A^n$               | $(A^{n+1} - A^n) / (\lambda h)$                                                         | $A_{,t} ^{n+1/2} + O(\lambda^2 h^2)$ |
| $\Delta_t^\epsilon A^n$      | $[\Delta_t + \epsilon h^3 / (16\lambda) \Delta_{xxxx}] A_i^n$                           | $A_{,t} ^{n+1/2} + O(\lambda^2 h^2)$ |

TABLE I: Finite difference operators and their correspondence to differential operators. Here,  $A_i^n$  is an arbitrary grid function defined via  $A_i^n \equiv A(x_{\min} + (i-1)h, t_{\min} + (n-1)(\lambda h))$ , where  $h$  and  $\lambda h$  are the spatial and temporal grid spacings, respectively.  $x$  denotes either of the two spatial coordinates  $\rho$  or  $z$ , with the dependence of  $A_i^n$  on the other suppressed. The parameter  $\epsilon$  represents a user-specifiable ‘‘amount’’ of Kreiss-Oliger dissipation.

$$(K^r_r)' + 3 \frac{(r\psi^2)'}{r\psi^2} K^r_r + \frac{16\pi}{\psi^2} \Phi \Pi = 0 \quad (\text{B4})$$

$$\frac{[(r\psi)^2 \alpha']'}{(r\psi)^2} - \left[ 16\pi \Pi^2 + \frac{3}{2} \psi^4 (K^r_r)^2 \right] \alpha = 0 \quad (\text{B5})$$

$$\left( \frac{\beta}{r} \right)' = \frac{3\alpha K^r_r}{2r} \quad (\text{B6})$$

$$\dot{\Phi} = \beta \Phi + \frac{\alpha}{\psi^2} \Pi \quad (\text{B7})$$

$$\dot{\Phi} = \left( \beta \Phi + \frac{\alpha}{\psi^2} \Pi \right)' \quad (\text{B8})$$

$$\begin{aligned} \dot{\Pi} &= \frac{1}{r^2 \psi^4} \left[ r^2 \psi^4 \left( \beta \Pi + \frac{\alpha}{\psi^2} \Phi \right) \right]' \\ &\quad - \left[ \alpha K^r_r + 2\beta \frac{(r\psi^2)'}{r\psi^2} \right] \Pi. \end{aligned} \quad (\text{B9})$$

Here dot and prime denote derivatives with respect to  $t$  and  $r$ , respectively.

The evolution equations (B7-B9) are discretized using an  $O(h^2)$  Crank-Nicholson scheme. Eqs. (B3) and (B4) are similarly discretized using  $O(h^2)$  finite difference approximations, then solved iteratively for  $\psi$  and  $K^r_r$  at each time step. Once  $\Phi$ ,  $\Pi$ ,  $\psi$  and  $K^r_r$  have been determined,  $\alpha$  and  $\beta$  are found from  $O(h^2)$  finite-difference versions of Eqs. (B5) and (B6). The code is stable and second-order convergent.

- 
- [1] L. L. Smarr, Ph.D. dissertation, University of Texas at Austin, unpublished (1975)
  - [2] K. R. Eppley, Ph.D. dissertation, Princeton University, unpublished (1977)
  - [3] S. L. Shapiro and S. A. Teukolsky, ‘‘Collisions of Relativistic Clusters and the Formation of Black Holes’’, Phys. Rev. **D45**, 2739 (1992)
  - [4] P. Anninos, D. Hobill, E. Seidel, L. Smarr and W. Suen, ‘‘The Collision of two black holes,’’ Phys. Rev. Lett. **71**, 2851 (1993) [gr-qc/9309016].
  - [5] J. Baker, A. Abrahams, P. Anninos, S. Brandt, R. Price, J. Pullin and E. Seidel, ‘‘The Collision of Boosted Black Holes’’, Phys. Rev. **D55**, 829 (1997)

- [6] P. Anninos and S. Brandt “Head-on Collision of Two Unequal Mass Black Holes,” *Phys. Rev. Lett.* **81**, 508 (1998) [gr-qc/9806031].
- [7] T. Nakamura, “General Relativistic Collapse of Axially Symmetric Stars Leading to the Formation of Rotating Black Holes,” *Prog. of Theor. Physics* **65**, 1876-1890 (1981).
- [8] R. F. Stark and T. Piran, “Gravitational Wave Emission From Rotating Gravitational Collapse,” *Phys. Rev. Lett.* **55**, 891 (1985).
- [9] T. Nakamura, K. Oohara and Y. Kojima, “General Relativistic Collapse of Axially Symmetric Stars”, *Prog. Theor. Phys. Suppl.* **90**, 13 (1987)
- [10] M. Shibata, “Axisymmetric Simulations of Rotating Stellar Collapse in Full General Relativity — Criteria for Prompt Collapse to Black Holes” *Prog. Theor. Phys.* **104**, 325 (2000).
- [11] A. M. Abrahams, G. B. Cook, S. L. Shapiro and S. A. Teukolsky, “Solving Einstein’s equations for rotating space-times: Evolution of relativistic star clusters,” *Phys. Rev. D* **49**, 5153 (1994).
- [12] S.L. Shapiro and S.A. Teukolsky, “Formation of Naked Singularities: The Violation of Cosmic Censorship,” *Phys. Rev. Lett.* **66**, 994 (1991).
- [13] D. Garfinkle and G. C. Duncan, “Numerical evolution of Brill waves,” *Phys. Rev. D* **63**, 044011 (2001) [gr-qc/0006073].
- [14] M. Alcubierre, S. Brandt, B. Brugmann, D. Holz, E. Seidel, R. Takahashi, J. Thornburg “Symmetry Without Symmetry: Numerical Simulation Of Axisymmetric Systems Using Cartesian Grids ” *Int. J. Mod. Phys. D* **10**, 273 (2001).
- [15] S. Brandt, J.A. Font, J.M. Ibanez, J. Masso and E. Seidel, “Numerical Evolution of Matter in Dynamical Axisymmetric Black Hole Spacetimes”, *Comput. Phys. Commun.* **124** 169 (2000)
- [16] S. Brandt and E. Seidel, “The Evolution of Distorted Rotating Black Holes I: Methods and Tests”, *Phys. Rev. D* **52**, 856 (1995)
- [17] S. Brandt and E. Seidel, “The Evolution of Distorted Rotating Black Holes II: Dynamics and Analysis”, *Phys. Rev. D* **52**, 870 (1995)
- [18] S. Brandt and E. Seidel, “The Evolution of Distorted Rotating Black Holes III: Initial Data”, *Phys. Rev. D* **54**, 1403 (1996)
- [19] A. M. Abrahams and C. R. Evans, “Trapping A Geon: Black Hole Formation By An Imploding Gravitational Wave,” *Phys. Rev. D.* **46**, 4117 (1992).
- [20] A. M. Abrahams and C. R. Evans, “Critical behavior and scaling in vacuum axisymmetric gravitational collapse,” *Phys. Rev. Lett.* **70**, 2980 (1993).
- [21] K. Maeda, M. Sasaki, T. Nakamura, S. Miyama “A New Formalism of the Einstein Equations for Relativistic Rotating Systems.” *Prog. Theor. Phys.* **63**, 719 (1980).
- [22] K. Maeda, “[ $(2+1)+1$ ]-Dimensional Representation of the Einstein Equations,” in *Proceedings of Third Marcel Grossmann Meeting on General Relativity*, ed. Hu Ning, (Science Press, 1983).
- [23] R. Geroch, “A Method For Generating Solutions Of Einstein’s Equations,” *J. Math. Phys.* **12**, 918 (1971).
- [24] C.W. Misner, K.S. Thorne and J.A. Wheeler, *Gravitation*, New York, W.H. Freeman and Company (1973)
- [25] J.M. Bardeen and T. Piran, “General Relativistic Axisymmetric Rotating Systems: Coordinates and Equations”, *Phys. Rep.* **96** 205 (1983).
- [26] T. Appelquist, A. Chodos, and P.G.O. Freund, “Modern Kaluza-Klein Theories,” Addison-Wesley, Menlo Park, 1987).
- [27] J. Thornburg, “Finding Apparent Horizons in Numerical Relativity”, *Phys. Rev. D* **54**, 4899 (1996)
- [28] M. Alcubierre, S. Brandt, B. Brugmann, C. Gundlach, J. Masso, E. Seidel and P. Walker, “Test Beds and Applications for Apparent Horizon Finders in Numerical Relativity”, *Class. Quant. Grav.* **17** 2159 (2000)
- [29] Kreiss, H.-O., and Olinger, J., “Methods for the Approximate Solution of Time Dependent Problems”, Global Atmospheric Research Program Publication No. 10, World Meteorological Organization, Case Postale No. 1, CH-1211 Geneva 20, Switzerland (1973).
- [30] Software available from <http://laplace.physics.ubc.ca/Members/matt/Rnpl/index.html>
- [31] We use Waterloo Maple along with a tensor package written by one of the authors (MWC).
- [32] A. Brandt, “MultiLevel Adaptive Solutions to Boundary Value Problems,” *Math. of Computation* **31**, 333-390 (1977).
- [33] A. Brandt, “Guide to Multigrid Development,” in *Lecture Notes in Mathematics* **960**, 220-312, (Springer-Verlag, New York, 1982).
- [34] M.W. Choptuik, “A Study of Numerical Techniques for Radiative Problems in General Relativity,” Ph.D. thesis, The University of British Columbia, unpublished (1982).
- [35] A subtle point here concerns the “relaxation” occurring on the boundaries. The finite-difference equations on the boundary yield algebraic equations which determine the given fields there “exactly.” The subtlety arises because these algebraic conditions couple neighboring boundary points and thus despite the fact that we solve these equations exactly, the residual (as computed after the entire boundary is “relaxed”) will not be identically zero. We find this procedure suffices to keep residuals sufficiently smooth over both interior and boundary domains.