

Evolution of Hole and Spin Dynamics in High T_c Superconductors within the Small Hole Density Limit of the t - J Model

Bum soo Kyung

Max Planck Institute for Physics of Complex Systems, Noethnitzer Str. 38, 01187 Dresden, Germany
(2 October 1997)

The evolution of hole and spin dynamics in high T_c superconductors is studied within the self-consistent noncrossing approximation of the t - J model in the small hole density limit. As the doping concentration is increased, long-range electron correlations disappear rapidly and the quasiparticle energy band becomes considerably narrow. At a small hole density long-range antiferromagnetic order is destroyed leading to the inadequacy of spin wave basis approximation near small wave vectors. Spin excitations near the antiferromagnetic zone boundary are strongly renormalized and damped but they are still well described within spin wave basis approximation.

PACS numbers: 71.27.+a, 74.25.-q

Since the discovery of high temperature superconductivity in the copper oxide compounds, spin dynamics in those materials has received considerable attention in an attempt to understand various anomalous properties of the normal state as well as superconductivity itself. In the cuprates spin fluctuations are believed as a dominant interaction channel between charge carriers, because strong electron correlations present in the copper oxide planes tend to significantly suppress charge fluctuations. In this respect, recently the strong correlation based Hubbard and t - J models have been intensively studied by various means [1] in order to study spin dynamics in cuprates. At half-filling, the quantum Heisenberg model [2] has exhibited both qualitative and quantitative agreement with most of the experimental findings on undoped (parent) compounds. Spin dynamics away from half-filling, however, is still far from understanding, although many anomalous properties and even superconductivity have been observed in this limit. This lack of satisfactory microscopic models away from half-filling has lead to introducing various phenomenological models [3,4]. In the present paper we extend the single hole problem studied previously by various authors [5], to the case with a finite but small density of doped holes within the well-established self-consistent noncrossing approximation. As a result of the self-consistent nature of the calculation, hole dynamics is also studied on the equal footing. Our aim here is to examine the evolution of hole and spin dynamics in the small doping regime from the insulating (undoped) side.

The t - J Hamiltonian reads

$$H_{t-J} = t \sum_{\langle i,j \rangle} \sum_{\sigma} \hat{c}_{i,\sigma}^{\dagger} \hat{c}_{j,\sigma} + J \sum_{\langle i,j \rangle} \hat{S}_i \cdot \hat{S}_j ; \quad (1)$$

where J is the spin exchange constant. The $\hat{c}_{i,\sigma}^{\dagger}$ and $\hat{c}_{i,\sigma}$ are electron creation and annihilation operators acting in the reduced Hilbert space without double occupancy at

the same site. After Fourier and Bogoliubov transformations to Eq. (1), the t - J model Hamiltonian becomes within the spin wave basis approximation [5],

$$H_{t-J} = \frac{1}{N} \sum_{\mathbf{k}, \mathbf{q}} h_{\mathbf{k}}^{\dagger} h_{\mathbf{k}-\mathbf{q}} (M_{\mathbf{k}, \mathbf{q}} + N_{\mathbf{k}, \mathbf{q}}) + \sum_{\mathbf{q}} \sum_{\mathbf{k}} h_{\mathbf{k}}^{\dagger} h_{\mathbf{k}} ; \quad (2)$$

where $h_{\mathbf{k}}$ and $a_{\mathbf{q}}$ denote a hole annihilation operator with momentum \mathbf{k} and a spin wave annihilation operator with momentum \mathbf{q} , respectively. $M_{\mathbf{k}, \mathbf{q}}$ and $N_{\mathbf{k}, \mathbf{q}}$ are the bare interaction vertices, and $\epsilon_{\mathbf{q}}$ is the spin wave energy with momentum \mathbf{q} . See Refs. [5] for details. μ is the chemical potential controlling the doping concentration. The hopping term of the t - J model transforms into a coupling term proportional to t due to the on-site no double occupancy constraint. Since spins are ordered and thus spin waves are well defined excitations within the spin-spin correlation length, linear spin wave approximation is expected to be good for a small density limit of doped holes which the present paper is focused on.

In this paper we employ the self-consistent noncrossing approximation in the electron self-energy and spin excitation polarization functions. The vertex correction neglected in this approximation was shown by Sherman [6] to be of order of the doping concentration so that it is quite a reliable approximation for the present study. Within the self-consistent noncrossing approximation, the hole self-energy and the 2×2 matrix spin polarization functions are given in terms of a 2×2 matrix spin excitation propagator $D(\mathbf{q})$ and a two component interaction vertex M ,

$$G(\mathbf{k}) = \frac{1}{N} \sum_{\mathbf{q}} M^{\dagger} D(\mathbf{q}) M G(\mathbf{k}-\mathbf{q}) ;$$

$$\langle q \rangle = \frac{T}{N} \sum_k M M^\dagger G(k) G(k-q); \quad (3)$$

where T is the temperature and M is defined by

$$M = \frac{M_{k,q}}{N_{k,q}}; \quad (4)$$

Here k and q are compact notations for $(\mathbf{k}; i k_n)$ and $(\mathbf{q}; i q_n)$, respectively, where k_n and q_n are Fermionic and Bosonic Matsubara frequencies. Through the hole self-energy and spin polarizations calculated above, we obtain the interacting hole and spin excitation Green's functions after taking the analytic continuation to get retarded functions,

$$G^R(\mathbf{k};!) = \frac{1}{!^R(\mathbf{k};!) + i};$$

$$D^R(\mathbf{q};) = \frac{1}{[D^{0R}(\mathbf{q};)]^{-1} - !^R(\mathbf{q};)}; \quad (5)$$

where the inverse noninteracting spin wave propagator $[D^{0R}(\mathbf{q};)]^{-1}$ is given as

$$[D^{0R}(\mathbf{q};)]^{-1} = \begin{pmatrix} q + i & 0 \\ 0 & q - i \end{pmatrix}; \quad (6)$$

Because of its matrix structure, $D(q)$ contains four terms associated with two diagonal (normal) and two off-diagonal (anomalous) components. Here we take spin wave excitations as the zeroth order or unperturbed states as seen in Eq. (5) and the present calculation can deal with the renormalization and damping of the spin excitation modes by taking into account spin polarizations, $!^R(\mathbf{q};)$, in the spin excitation Green's function. Furthermore, a possible inadequacy of the spin wave basis approximation in some region of the Brillouin zone may be gauged by the appearance of the off-diagonal components of the matrix spin excitation propagator, which will be discussed later. It should be noted that in Eqs. (5) and (6) we did not attach any artificial damping factor in the denominator of both the hole and spin excitation Green's functions in order to obtain the correct hole spectral functions without smearing of any fine structures. Eqs. (3) and (5) are iterated until required convergency is reached. In this way both the hole and spin excitation Green's functions are computed self-consistently. Throughout the paper, $J=t=0.4$ and the zero temperature limit ($T=0$) are used and a lattice of 20×20 is used to discretize momentum space. Recently Sherman [7] used similar equations to study the doping dependence of hole and spin dynamics in cuprates.

Figures 1 show the evolution of the hole spectral functions at $(\pi; \pi)$ and at $(0;0)$ for doping concentrations 0%, 0.95%, 2.93% and 5.54%. Due to the finite size of the lattice (20×20) in the Brillouin zone we could not vary the hole density in a continuous manner but

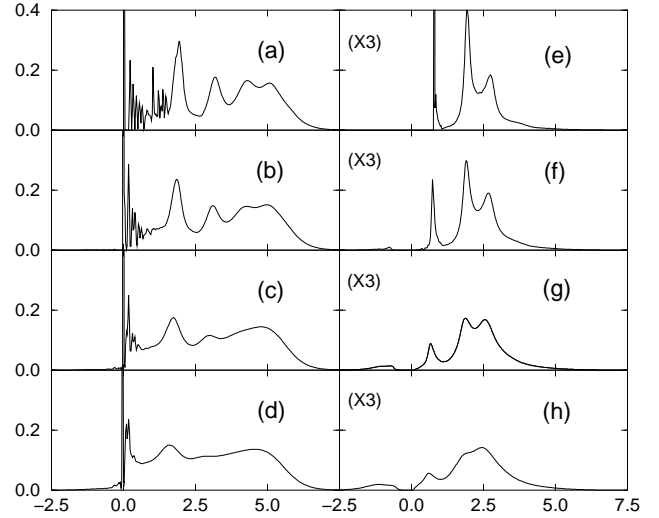


FIG. 1. Hole spectral functions at $(\pi; \pi)$ and at $(0;0)$ for four different doping concentrations. (a), (b), (c) and (d) are the hole spectral functions at $(\pi; \pi)$ for 0%, 0.95%, 2.93% and 5.54%, respectively. (e), (f), (g) and (h) are the hole spectral functions at $(0;0)$ for 0%, 0.95%, 2.93% and 5.54%, respectively, where the vertical axis is multiplied by three to that for (a)–(d).

instead in a discrete way as indicated above. The most striking change of the spectral functions at $(\pi; \pi)$ by doping is the significant suppression of string excitations. For 5.54% hole doping (Fig. 1(d)) these multiple magnon excitations become strongly damped and are absorbed into a featureless continuous background. Since higher string excitations correspond to longer-range correlations, they are more susceptible to doping, as seen in the figure. The strong suppression of the string excitations for 5.54% doping concentration implies that the effective hopping rate t_{eff} already becomes comparable to J , leading to the considerable loss of strong correlations even at this low doping.

The hole spectral functions at $(0;0)$ are shown in Figs. 1(e)–(h) for the same doping concentrations as in Figs. 1(a)–(d). Although the spectral weight of the lowest peak at $(0;0)$ is relatively smaller than that at $(\pi; \pi)$ for $x=0\%$ a well-defined quasiparticle state with an infinite lifetime exists near the bottom of the spectrum (Fig. 1(e)) at $(0;0)$ point. For only a few percent of doping concentration, however, the quasiparticle state at this momentum is completely destroyed and the incoherent part becomes more dominating. This can be easily understood by examining the real and imaginary parts of the inverse hole Green's function as exhibited in Figs. 2. While the pole condition (vanishing real and imaginary parts of the inverse Green's function at the same frequency) is satisfied nearly at $2J$ or $0.8t$ for the undoped case (Fig. 2(a)), just a few percent doping changes both the real and imaginary parts so drastically near $2J$ that the quasiparticle condition is never met as

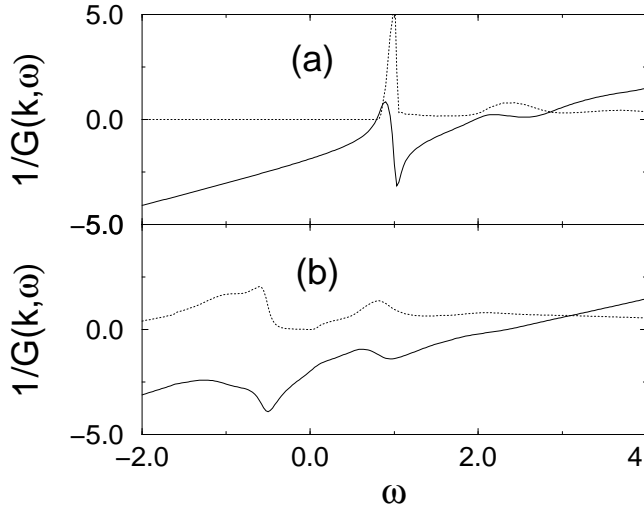


FIG. 2. Inverse of the interacting Green's functions at $(0;0)$ for two different doping concentrations. The solid and dotted curves denote the real and imaginary parts, respectively. (a) The doping concentration 0.0%. (b) The doping concentration 5.54%.

shown in Fig. 2(b). On the other hand, the change of the self-energy at $(\pi; \pi)$ (which is not shown here) is much smaller than that at the origin and thus the quasiparticle state persists at $(\pi; \pi)$. The disappearance of the quasiparticle state by doping is found in the significant portion of the Brillouin zone near the origin. This is mainly responsible for the dynamical narrowing of the quasiparticle band by doping, since the quasiparticle states near the origin comprise the large portion of the upper part of the quasiparticle band at $x = 0.0$. The total quasiparticle bandwidth is approximately $2J$ for 0.0% doping, while it is reduced to less than $0.8J$ for 5.54% doping by dynamical effects. We also found that doping not only makes high lying states near $(0;0)$ point unstable, but also strongly modifies low lying states. As the doping concentration is increased, the Fermi surfaces centered at $(\pi; \pi)$ with an ellipsoidal shape become so rapidly elongated along the antiferromagnetic zone boundary that they become a large (connected) Fermi surface about 10% doping level (Details will be published elsewhere [8]).

Figures 3(a)-(d) show $B_{11}(\mathbf{q}; \omega)$ at the smallest momentum $(0; \pi)$ in the present calculation for several doping concentrations. In the undoped case spin wave excitations are eigenstates of our model Hamiltonian where they have an infinitely long lifetime as seen in Fig. 3(a). For 0.95, 2.93, 5.54% doping concentrations, the renormalization of the peak strength is small and we find only their small downward shifts, namely, softening of the spin excitation velocity. For 2.93% doping (Fig. 3(c)), however, a pronounced peak occurs near the origin, although its spectral weight is relatively smaller than that of the main peak. The occurrence of this peak can be under-

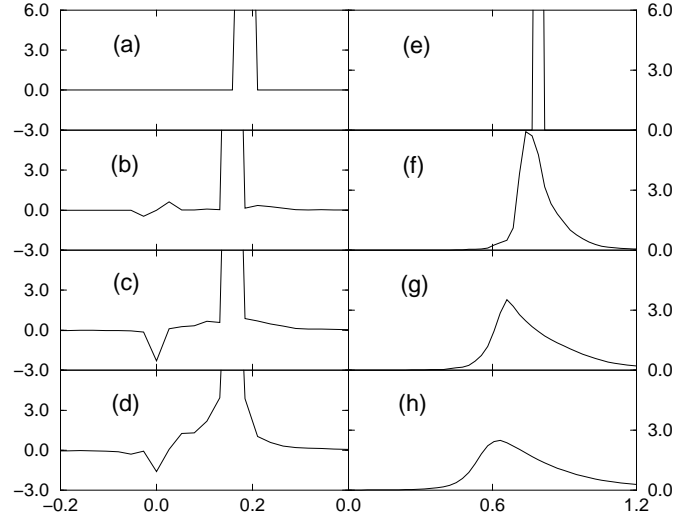


FIG. 3. Spectral functions of the diagonal component of the matrix spin excitation propagator, $B_{11}(\mathbf{q}; \omega)$, at $(0; \pi)$ and at $(\pi; \pi)$ for four different doping concentrations. (a), (b), (c) and (d) are $B_{11}(\mathbf{q}; \omega)$ at $(0; \pi)$ for 0.0, 0.95, 2.93 and 5.54%, respectively. (e), (f), (g) and (h) are $B_{11}(\mathbf{q}; \omega)$ at $(\pi; \pi)$ for 0.0, 0.95, 2.93 and 5.54%, respectively.

stood more clearly by examining the real and imaginary parts of the inverse $D_{11}(\mathbf{q}; \omega)$, as shown in Figs. 4. For 0.95% concentration (Fig. 4(a)), the pole condition is fulfilled only at $0.16t$ and some small structure due to doping develops near the origin. For 2.93% doping (Fig. 4(b)), this new structure grows so drastically that the pole condition is also satisfied near the origin. Its small spectral weight is caused by its small residue at that frequency. At 5.54% doping (Fig. 4(c)), the real part grows further and the pole condition is less fully satisfied near the origin. Thus, the new structure near the origin becomes smaller for higher than 2.93% doping concentrations. Evidently the appearance of the new mode near the origin happens at between 0.95% and 2.93% doping within our numerical resolution. This corresponds to the disappearance of antiferromagnetic long-range order, as

first pointed out by Sherman et al. [6] These authors argued that the appearance of zero or negative frequency boson modes at zero temperature yields an infinite number of bosonic excitations, implying the inadequacy of the spin wave basis approximation in that momentum. It indicates the disappearance of long-range antiferromagnetic order. This can be also gauged by the behavior of the anomalous (off-diagonal) spin excitation propagators. We found that the off-diagonal spin propagators become significant near the origin, $(0;0)$, while they are vanishingly small near the zone boundary in spite of their strong renormalization and damping. This means the condensation of long wavelength spin excitation modes, just as electrons condensate in the superconducting state. Apparently this is an unphysical result, caused by the spin wave basis approximation for that particular momentum.

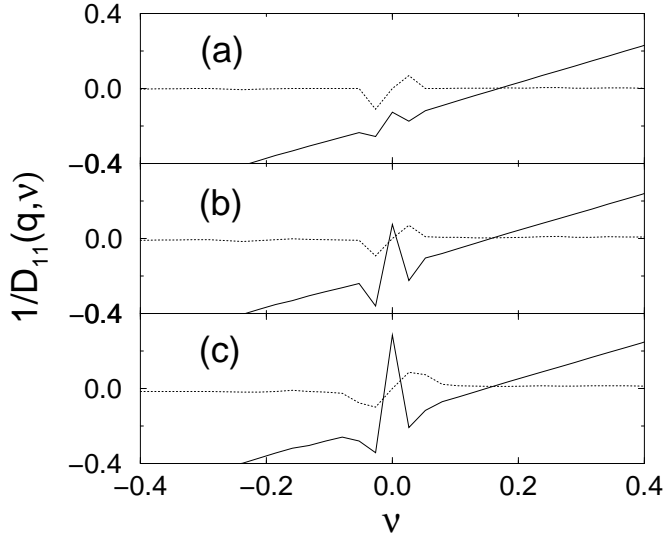


FIG. 4. Inverse of the diagonal component of the matrix spin excitation propagator at $(0; \pi)$ for three different doping concentrations. The solid and dotted curves denote the real and imaginary parts, respectively. (a) The doping concentration 0.95%. (b) The doping concentration 2.93%. (c) The doping concentration 5.54%.

The main spin excitation peak in Fig. 3(b) is slightly shifted downward for 0.95% doping, leading to the softening of the mode. We evaluated the concentration where the peak occurs at zero frequency by employing a simple interpolation scheme to higher doping cases, which is essentially the same method as Igarashi et al. [9] used. These authors calculated the amount of softening (shift) of the mode by explicitly taking into account coherent and incoherent contributions and also by using perturbation theory to obtain the spectral function for a finite density of holes from that for a single hole. According to our simple interpolation, the complete softening of the main peak happens approximately at 11% in good agreement with 12% found by the above authors. This is evidently too high to be reconciled with experiments. The present calculation shows that the disappearance of long-range antiferromagnetic order is not determined by the complete softening of the mode but instead by the condition that the velocity of the long wavelength spin excitation becomes smaller than the Fermi velocity. As doping concentration is increased, the spin excitation velocity decreases and at the same time the Fermi velocity rapidly increases as \sqrt{x} in the small doping limit. Hence, self-consistent treatment of hole and spin dynamics is very important to predict a small value of the critical concentration. The softening and damping of the spin excitation peaks at high momenta near the antiferromagnetic zone boundary is quite drastic even for small doping, as exhibited in Figs. 3(e)-(h). In spite of this significant change in the spectral properties of spin excitations at these momenta, the off-diagonal (anomalous)

components of the spin excitation propagator is vanishingly small and thus spin wave basis approximation appears still valid, in agreement with the report by Sokol et al. [10]

In summary, the evolution of hole and spin dynamics in high T_c superconductors was studied within the self-consistent noncrossing approximation in the small density limit of doped holes. As the doping concentration is increased, string excitations rapidly disappear implying significant loss of long-range electron correlations. High energy states also lose their quasiparticle properties completely and thus the quasiparticle energy band becomes considerably narrower than that of the undoped case. The strong change of the low lying quasiparticle band caused by dynamical effect of doped holes by exchange of spin excitations shows a tendency that separated small hole pockets become a large Fermi surface at relatively small doping concentrations. The disappearance of long-range antiferromagnetic order is found at between 0.95% and 2.93% doping levels both in the diagonal and off-diagonal components of the spin excitation propagator. The spin excitations at high momenta become strongly renormalized and damped by doping, yet they are still well described within spin wave basis approximation in agreement with the previous report.

We would like to thank Professors J. Igarashi and P. Fulde for useful discussions.

-
- [1] D. Dagotto, Rev. Mod. Phys. 66, 763 (1994), and references therein.
 - [2] S. Chakravarty, B. I. Halperin, and D. R. Nelson, Phys. Rev. Lett. 60, 1057 (1988); Phys. Rev. B 39, 7443 (1988).
 - [3] A. J. Millis, H. Monien, and D. Pines, Phys. Rev. B 42, 167 (1990).
 - [4] A. P. Kampf and J. R. Schrieffer, Phys. Rev. B 41, 6399 (1990); 42, 7967 (1990).
 - [5] S. Schmitt-Rink, C. M. Varma, and A. E. Ruckenstein, Phys. Rev. Lett. 60, 2793 (1988); C. L. Kane, P. A. Lee, and N. Read, Phys. Rev. B 39, 6880 (1989); G. Martinez and P. Horsch, *ibid.* 44, 317 (1991); F. Marsiglio, A. E. Ruckenstein, S. Schmitt-Rink, and C. M. Varma, *ibid.* 43, 10882 (1991); Z. Liu and E. Manousakis, *ibid.* 45, 2425 (1992).
 - [6] A. Sherman, Phys. Rev. B 48, 7492 (1993).
 - [7] A. Sherman, Phys. Rev. B 55, 582 (1997).
 - [8] Bumsoo Kyung (unpublished).
 - [9] J. Igarashi and P. Fulde, Phys. Rev. B 45, 12357 (1992).
 - [10] A. Sokol and D. Pines Phys. Rev. Lett. 71, 2813 (1993).