

Martin Z. Bazant^{1,2}, Mustafa Sabri Kiliç¹, Brian D. Storey³, and Arm and A jian^{1,4}
¹ Department of Mathematics, Massachusetts Institute of Technology, Cambridge, MA 02139

² Institute for Soldier Nanotechnologies, Massachusetts Institute of Technology, Cambridge, MA 02139

³ Franklin W. Olin College of Engineering, Needham, MA 02492

⁴ UMR Gulliver ESPCI-CNRS 7083, 10 rue Vauquelin, F-75005 Paris, France

(Dated: March 23, 2024)

The classical theory of electrokinetic phenomena assumes a dilute solution of point-like ions in chemical equilibrium with a surface whose double-layer voltage is of order the thermal voltage, $k_B T/e = 25$ mV. In nonlinear "induced-charge" electrokinetic phenomena, such as AC electro-osmosis, several Volts $\sim 100 k_B T/e$ are applied to the double layer, so the theory breaks down and cannot explain many observed features. We argue that, under such a large voltage, counterions "condense" near the surface, even for dilute bulk solutions. Based on simple models, we predict that the double-layer capacitance decreases and the electro-osmotic mobility saturates at large voltages, due to steric repulsion and increased viscosity of the condensed layer, respectively. The former succeeds to explain observed high frequency flow reversal in AC electro-osmosis; the latter leads to a salt concentration dependence of induced-charge flows comparable to experiments, although a complete theory is still lacking.

Electrically driven flows in ionic solutions are finding many new applications in microfluidics [1]. The theory of electro-osmosis [2] was developed for slip past a surface in chemical equilibrium, whose double-layer voltage is typically of order $k_B T/e = 25$ mV. However the discovery of AC electro-osmosis (ACEO) at micro-electrodes [3, 4] has shifted attention to a new regime, where the induced double-layer voltage is $\sim 100 k_B T/e$, oscillating at frequencies up to 100 kHz, and nonuniform at the micron scale. Related effects of induced-charge electro-osmosis (ICEO) [5, 6] also occur around colloidal particles [7] and polarizable microstructures [8] (in AC or DC fields), and asymmetric particles can move by induced-charge electrophoresis (ICEP) [5, 9].

In all of these situations, low-voltage theories fail to predict crucial experimental trends [10], such as flow decay at high salt concentration [11, 12, 13] and flow reversal in asymmetric pumps at high voltage and high frequency [11, 14, 15]. In this Letter, we attribute these failures to the breakdown of the dilute solution approximation at large applied voltages. Based on very simple models, we predict two general effects due to counterion crowding: decay of the double-layer capacitance and saturation of the electro-osmotic mobility, which begin to explain the experimental data.

Experimental puzzles – ICEO flows are rather complex, so many simplifications have been made to arrive at an operational model [3, 4, 6, 7, 9]. For thin double layers, the first step is to solve Laplace's equation (Ohm's Law) for the electrostatic potential in the conducting bulk, $\nabla^2 \phi = 0$, with a capacitance-like boundary condition to close the "RC" circuit [16],

$$C_D \frac{d\phi_D}{dt} = E_n; \quad (1)$$

where the local double-layer voltage $\phi_D(\mathbf{r})$ responds to the normal electric field $E_n = \hat{n} \cdot \mathbf{r}$; the bulk con-

ductivity and double-layer capacitance C_D are usually constants, although these assumptions can be relaxed [10, 17]. The second step is to solve for a Stokes flow with the Helmholtz-Smoluchowski effective slip boundary condition,

$$u_s = b E_t = \frac{b}{\eta} E_t \quad (2)$$

where $b(\phi_D)$ is the electro-osmotic mobility, E_t the tangential field, ϕ_D is the "zeta potential" at the shear plane (ϕ_D in the simplest models), and η and b are the permittivity and viscosity of the bulk solvent. While this model based on dilute solution theory can only be justified for $\phi_D \sim k_B T/e$ [6, 16, 18], it describes many features of ICEO flows at moderate and large voltages. Nevertheless, some crucial effects are still missing.

ICEO flows have a strong sensitivity to solution chemistry, which is under-reported and unexplained. Recent experiments suggest a universal logarithmic decay of the mobility, $b \propto 1/\log(c/c_0)$, with bulk concentration c_0 seen in KCl for ACEO micropumps [11], in KCl and CaCO_3 for ICEO flows around metal posts [12], and in NaCl for ICEP of colloids with partial metal coatings [13]. In all cases, the flow practically vanishes for $c > c_c \sim 30$ mM, well below the concentration of most biological fluids ($c_0 \sim 0.3$ M). ICEO flows [12] and AC-field induced interactions in colloids [19] are also sensitive to the particular ions, at a given concentration.

The low-voltage model also fails to describe the reversal of ICEO flow observed in some (but not all) experimental situations. Flow reversal was first reported around metal particles in water [20], where the velocity agreed with the theory [7] only for micron-sized particles and reversed for larger ones ($90 - 400$ nm). The transition occurred when several volts was applied across the particle and reversal was attributed to Faradaic reactions [20]. Flow reversal has also been observed at high voltage > 2

V) and high frequency (10–100 kHz) in ACEO pumping of dilute KCl [11, 14] and deionized water [15] with 10 μ m scale electrode arrays. This reversal was first attributed to Faradaic reactions [14], but simulations with Butler-Volmer reaction kinetics have failed to predict the observed flow [10]. With non-planar 3D electrodes [21], the low-voltage model also fails to predict the double-peaked frequency spectrum, which accompanies flow reversal in some geometries [15].

Although Faradaic reactions surely occur at large voltages, they are dominant at low frequencies in ACEO simulations [10] and experiments (when gas bubbles arise) [11]. Dilute solution theories also predict that non-linear effects dominate at low frequencies: The differential capacitance of the diffuse layer C_D ,

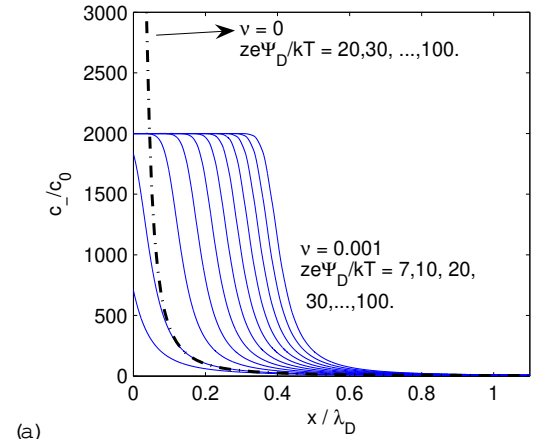
$$C_D(\lambda_D) = \frac{n_b}{\lambda_D} \cosh \frac{ze\psi_D}{2k_B T} \quad (3)$$

causes the RC charging time to grow exponentially with voltage [10], and salt adsorption and tangential conduction by the diffuse layer are coupled to (much slower) bulk diffusion [16, 17]. Strong flow reversal is experimentally observed at much higher frequencies, and the unexplained concentration dependence seems to be independent of frequency. We conclude that dilute solution theories do not properly describe the dynamics of electrolytes at large voltages.

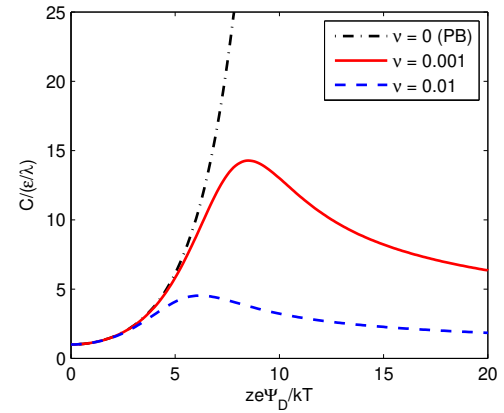
Crowding effects – All dilute solution theories, which describe point-like ions in a mean-field approximation, break down when the crowding of ions becomes significant, when steric effects and correlations potentially become important. If this can be translated into a characteristic length scale a for the distance between ions, then the validity of the Poisson-Boltzmann (PB) is limited by a cutoff concentration $c_{\max} = a^{-3}$, reached at a fairly small voltage,

$$c = \frac{k_B T}{ze} \ln(a^3 c_0) = \frac{k_B T}{ze} \ln \frac{c_{\max}}{c_0} : \quad (4)$$

where z is the valence and c_0 the bulk concentration of the counterions. In a dilute solution of small ions, this leads to cutoffs well below typical voltages for ICEO flows. For example, even if only steric effects are taken into account, with e.g. $a = 3 \text{ \AA}$ (including a solvation shell), then $c \approx 0.33V$ for $c_0 = 10^{-5} \text{ M}$ and $z = 1$. To account for the obvious excess ions in PB theory, Stern long ago postulated a static compact monolayer of solvated ions [22]. This is also invoked in some models of ICEO flows, where a constant capacitance is added to model the Stern layer and/or a dielectric coating, which carries most of the voltage when the diffuse-layer capacitance (3) diverges. However the voltage drops applied in ICEO make it unrealistic that a monolayer could withstand most of the drop, and furthermore a dynamical model is required for a condensed layer that is built and destroyed as the applied field alternates.



(a)



(b)

FIG. 1: (a) The equilibrium distribution of counterions near a surface in Poisson-Boltzmann (PB) and a modified (MPB) theory taking into account a minimum ion spacing a for large applied voltages $ze\psi_D/k_B T = 20; 30; \dots; 100$, also $ze\psi_D/k_B T = 7; 10$ are shown for MPB to illustrate intermediate stages. (b) The voltage dependence of the differential capacitance C_D of the diffuse layer from (3) and (5), where $c_{\max} = a^{-3}$ is the bulk volume fraction of ions.

A variety of "modified Poisson-Boltzmann equations" (MPB) have been proposed to describe equilibrium ion profiles near a charged wall [23, 24]. To capture ion crowding effects across a wide range of voltages, we employ the simplest possible MPB model of Berkman [25] and others [23, 26], which is a continuum approximation of the entropy of ions on a lattice of size a . As shown in Fig. 1 (a), when a large voltage is applied, the counterion concentration exhibits a smooth transition from an outer PB profile to a condensed layer at $c = c_{\max} = a^{-3}$ near the surface.

Equation (3) of dilute-solution theory predicts that C_D diverges with λ_D , but with this model we predict the

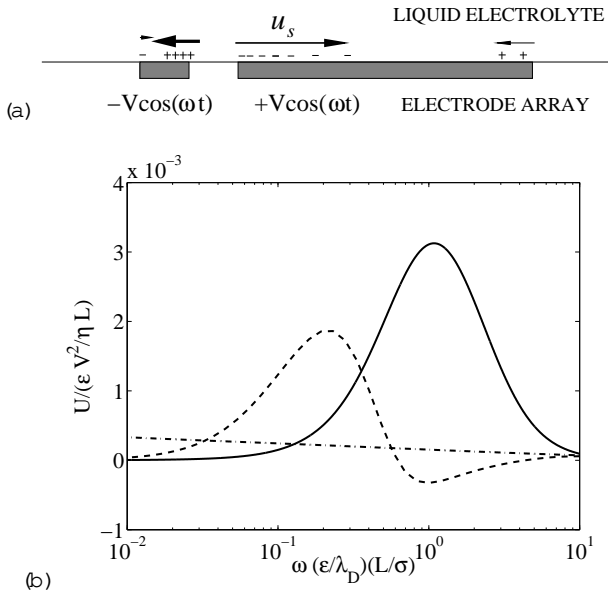


FIG. 2: (a) Sketch of one period of the most studied ACEO pump geometry [27], indicating slip (arrows) and induced di use-layer charge, and (b) the (dimensionless) flow rate versus frequency for different models. In the low-voltage limit $V \ll k_B T/e = 25 \text{ mV}$, all models predict a single peak (solid line). For a typical experimental voltage, $V = 100k_B T/e = 2.5 \text{ V}$, Poisson-Boltzmann theory breaks down and its capacitance (3) shifts the flow to very low frequency (dot-dashed line), but accounting for steric effects (5) with $\alpha = 0.001$ (dashed line) reduces the shift and predicts high frequency flow reversal, similar to experiments [11].

opposite dependence [23],

$$C_D = \frac{\frac{\alpha}{D} \sinh\left(\frac{ze_D}{k_B T}\right)}{[1 + 2 \sinh^2\left(\frac{ze_D}{2k_B T}\right)]^2 [1 + 2 \sinh^2\left(\frac{ze_D}{2k_B T}\right)]} \quad (5)$$

where $\alpha = 2a^3c_0$ is the bulk volume fraction of ions. As shown in Fig. 1(b), the capacitance reaches a maximum near the critical voltage V_c and then decreases at larger voltages because the effective capacitor width grows due to steric effects.

This decrease of di use-layer capacitance at large voltages is robust to variations in the model and has major consequences for nonlinear electrokinetics. For example, it provides a simple explanation for the flow reversal seen in ACEO experiments, without invoking Faradaic reactions. As shown in Fig. 2, numerical simulations of a well studied planar pump geometry [11, 27] with the standard linear model [3, 4, 21, 28] predict a single peak in flow rate versus frequency at all voltages. If the nonlinear PB capacitance (3) is included [10], then the peak is reduced and shifts to much lower frequency (contrary to experiments), due to slower charging dynamics at large voltage [16, 17]. The MPB capacitance with steric effects (5) reduces the peak shift and introduces flow re-

versal similar to experiments, albeit with a large value of $\alpha = 0.0005c_0^{-1}$, perhaps due to the underprediction of liquid steric effects by the lattice approximation [24].

The physical mechanism for flow reversal is simple: At low voltage, the pumping direction is set by the larger electrode, but at large voltages, since the more highly charged smaller electrode has its "RC" charging time reduced by steric effects, it "wins" in pumping against the larger electrode at higher frequency. Perhaps a similar effect is responsible for the double-peaked structure at high voltage with non-planar stepped electrodes [15].

Induced viscosity increase – The strong decay of ICEO flow with increasing concentration suggests a dramatic increase in the viscosity of a highly charged di use layer. Classical continuum theory provides a general formula for the electro-osmotic mobility [2],

$$b = \frac{Z}{0} \frac{D}{-d} = \frac{\eta_b^-}{b} \quad (6)$$

as an integral over the potential difference entering the di use layer from the bulk. At large voltages, the effective zeta potential η_b^- (a measure of flow generated) should be smaller than D as η_b^- decreases (due to alignment of water dipoles) and D increases (due to viscoelectric effects) within the di use layer.

Focusing on the viscoelectric effect in water, Lyklema and Overbeek [29, 30] first derived a modified slip formula by assuming $\eta/\eta_0 \propto E^2$ in PB theory and predicted that $b(D)$ saturates at a constant value, which decays with increasing c_0 . The saturation, however, relies on the unphysical divergence of the counterion concentration (and thus E) in PB theory; with MPB steric effects included, it can be shown that the mobility does not saturate, and the viscoelectric effect is not strong enough to describe ICEO experiments.

In a very crude attempt, we adopt the MPB theory above and postulate that η_b^- diverges as the counterion density (equivalent to the charge density ρ) approaches the steric limit C_{max} as:

$$\eta_b^- = \frac{\eta_b}{b} \left(1 - \frac{\rho}{C_{max}}\right) = \frac{\eta_b(1 - \alpha^3)}{b} \quad (7)$$

This (arbitrary) choice leads to a simple formula for the effective zeta potential,

$$\eta_b^- = D \operatorname{sgn}(\rho) \frac{k_B T}{ze} \log\left(1 + 4a^3c_0 \sinh^2\left(\frac{ze_D}{2k_B T}\right)\right) \quad (8)$$

which reduces to (2) ($\eta_b^- = D$) for $D \ll V_c$ but saturates $\eta_b^- = C$ for $D \gg V_c$. From (4), we recover the experimentally observed scaling with concentration in the large voltage limit, $u \propto \log(C/C_0)$, with $C_c = C_{max} = a^{-3}$. The mobility $b = \eta_b^-/b$ from (8) is also sensitive to the solution chemistry, through a , z , and c_0 , unlike the classical formula (2) valid at low voltages. The saturation

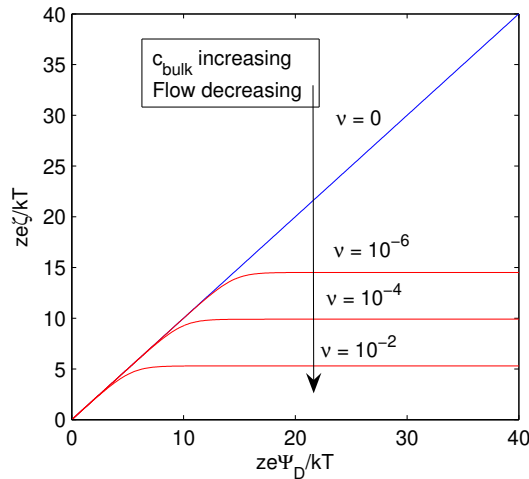


FIG. 3: Effective zeta potential $\bar{\psi}_b = E_t \ell_b$ (slip velocity pertangential electric field) versus dimensionless voltage Ψ_D at different bulk concentrations c_0 for the modified slip formula (8) postulating a viscoelectric effect related to crowding of ions in the diffuse layer at large voltages.

of $\bar{\psi}$ also implies that the scaling of ICEO flows changes from quadratic, $u \propto E^2$ or V^2 , to linear, $u \propto E$ or V at large voltages.

These predictions make the theory more realistic, but the experimentally observed $c_c = 10 \text{ mM}$ implies a mean ion spacing of $a = 4.4 \text{ nm}$ (roughly 40 atomic diameters) for the divergence of $\bar{\psi}$. How could we explain such a large value? Perhaps at large voltages, counterions condense into a sort of Wigner crystal, which resists shear due to strong electrostatic correlations (in addition to viscoelectric effects in the solvent). Indeed, the mean-field approximation breaks down when ion spacings approach the Bjerrum length, $\ell_b = (ze)^2/4\epsilon k_B T$, which is 7 \AA for bulk water and monovalent ions ($z = 1$). If $\ell_b \approx 0.1 \ell_b$ (as electrochemists infer for the Stern layer [22]), then a ℓ_b is possible, so correlation effects on electro-osmotic flow (which to our knowledge have never been studied) could be very significant at large voltages, even in dilute bulk solutions.

In conclusion, we have argued that (at least) two new phenomena arise in electro-osmosis at large induced voltages: (i) Crowding effects decrease the differential capacitance (Fig. 1) which can explain high frequency flow reversal in ACEO pumps (Fig. 2); (ii) viscosity increase upon ion crowding saturates the mobility (Fig. 3), which implies dependence on solution chemistry and flow decay with increasing concentration. Although we believe these predictions are robust we have not managed to combine our simplest models (5) and (8) into a complete theory. For example, choosing a $\ell_b = 4 \text{ nm}$ in (8) to fit the critical concentration $c_c = 0.01 - 0.05 \text{ M}$ tends to eliminate flow reversal in Fig. 2b since the reduced mobility of small electrode in Fig. 2a offsets its faster charging.

Choosing a "steric" value $\ell_b = 4 \text{ \AA}$ in (5) shifts the flow to too low frequency in dilute solutions (as in PB theory [10]) and overestimates the concentration scale for ICEO flow suppression in (8). More realistic MPB models, which predict stronger steric effects [24], may improve the fit, but correlation effects on ICEO flow may also need to be described.

Of course, our models are over-simplified, but remember that the challenge is to describe ICEO flow over more than three decades of dimensionless voltage from $k_B T/e = 25 \text{ mV}$ to 10 V . The upper limit corresponds to a new regime for the theory of electro-osmosis, where counterions are condensed near a highly charged surface. Nanoscale experiments and atomistic-level simulations will be crucial to further develop the theory.

This research was supported in part by the U.S. Army through the Institute for Soldier Nanotechnologies, under Contract DAAD-19-02-0002 with the U.S. Army Research Office. AA acknowledges the hospitality of MIT and financial help from ANR grant Nanodrive.

-
- [1] T. M. Squires and S. R. Quake, *Rev. Mod. Phys.* **77** (2005).
 - [2] J. Lyklema, *Fundamentals of Interface and Colloid Science. Volume II: Solid-Liquid Interfaces* (Academic Press Limited, San Diego, CA, 1995).
 - [3] A. Ramos, H. Morgan, N. G. Green, and A. Castellanos, *J. Colloid Interface Sci.* **217**, 420 (1999).
 - [4] A. Ajdari, *Phys. Rev. E* **61**, R45 (2000).
 - [5] M. Z. Bazant and T. M. Squires, *Phys. Rev. Lett.* **92**, 066101 (2004).
 - [6] T. M. Squires and M. Z. Bazant, *J. Fluid Mech.* **509**, 217 (2004).
 - [7] V. A. Murtsovkin, *Colloid Journal* **58**, 341 (1996).
 - [8] J. A. Levitan, S. Devadasanathipathy, V. Studer, Y. Ben, T. Thorsen, T. M. Squires, and M. Z. Bazant, *Colloids and Surfaces A* **267**, 122 (2005).
 - [9] T. M. Squires and M. Z. Bazant, *J. Fluid Mech.* **560**, 65 (2006).
 - [10] L. H. Olesen, H. Bruus, and A. Ajdari, *Phys. Rev. E* **73**, 056313 (2006).
 - [11] V. Studer, A. Pepin, Y. Chen, and A. Ajdari, *Analyst* **129**, 944 (2004).
 - [12] J. A. Levitan, *Ph.D. thesis*, MIT (2005).
 - [13] S. Gangwal, O. J. Cayre, M. Z. Bazant, and O. D. Velev (2007), unpublished.
 - [14] D. Lastochkin, R. H. Zhou, P. Wang, Y. X. Ben, and H. C. Chang, *Applied Physics Letters* **96**, 1730 (2004).
 - [15] J. P. Urbanski, J. A. Levitan, M. Z. Bazant, and T. Thorsen, *Applied Physics Letters* (2006), submitted.
 - [16] M. Z. Bazant, K. Thornton, and A. Ajdari, *Phys. Rev. E* **70**, 021506 (2004).
 - [17] K. T. Chu and M. Z. Bazant, *Physical Review E* **74**, 011501 (2006).
 - [18] A. Gonzalez, A. Ramos, N. G. Green, A. Castellanos, and H. Morgan, *Phys. Rev. E* **61**, 4019 (2000).

- [19] P. J. Sides, *Langmuir* 17, 5791 (2001).
- [20] N. I. Gamayunov, G. I. Mantrov, and V. A. Mursovkin, *Colloid J.* 54, 20 (1992).
- [21] M. Z. Bazant and Y. Ben, *Lab on a Chip* 6, 1455 (2006).
- [22] J. O. Bockris and A. K. N. Reddy, *Modern Electrochemistry* (Plenum, New York, 1970).
- [23] M. S. Kilić, M. Z. Bazant, and A. Ajdari, *Phys. Rev. E* 75, 033702 (2007).
- [24] P. M. Biesheuvel and M. A. C. Stuart, *Langmuir* 24 (2007).
- [25] J. J. Bikerman, *Phil. Mag.* 33, 384 (1942).
- [26] I. Borukhov, D. Andelman, and H. Orland, *Phys. Rev. Lett.* 79, 435 (1997).
- [27] A. B. D. Brown, C. G. Smith, and A. R. Rennie, *Phys. Rev. E* 63, 016305 (2001).
- [28] A. Ramos, A. Gonzalez, A. Castellanos, N. G. Green, and H. Morgan, *Phys. Rev. E* 67, 056302 (2003).
- [29] J. Lyklema and J. T. G. Overbeek, *Journal of Colloid and Interface Science* 16, 507 (1961).
- [30] J. Lyklema, *Colloids and Surfaces A: Physicochemical and Engineering Aspects* 92, 41 (1994).