

Structure and transport in multi-orbital Kondo systems

J. Kroha^{a,1}, S. Kirchner^a, G. Sellier^a, P. Wolf^a, D. Ehm^b, F. Reinert^b, S. Hufner^b,
and C. Geibel^c

^aUniversität Karlsruhe, Institut für Theorie der Kondensierten Materie, P.O. Box 6980, 76128 Karlsruhe, Germany

^bUniversität des Saarlandes, F.R. 2 { Experimentalphysik, 66041 Saarbrücken, Germany

^cMax-Planck-Institut für Chemikalische Physik of Solids, Nothnitzer Str. 40, 01187 Dresden Germany

Abstract

We consider Kondo impurity systems with multiple local orbitals, such as rare earth ions in a metallic host or multi-level quantum dots coupled to metallic leads. It is shown that the multiplet structure of the local orbitals leads to multiple Kondo peaks above the Fermi energy E_F , and to "shadow" peaks below E_F . We use a slave boson mean field (MF) theory, which recovers the strong coupling Fermi liquid fixed point, to calculate the Kondo peak positions, widths, and heights analytically at $T = 0$, and NCA calculations to test the temperature dependence of high-resolution photoemission spectra of compounds. In addition, an approximate conductance quantization for transport through multi-level quantum dots or single-atom transistors in the Kondo regime due to a generalized Friedel sum rule is demonstrated.

Key words: Kondo effect; Friedel sum rule; quantum dots; high-resolution photoemission spectroscopy.

1. Introduction

In realistic Kondo impurity systems [1] the local magnetic moment is often distributed over several local orbitals. For example, in rare earth ions, embedded in a metallic host, the local moment is carried by the seven 4f orbitals whose degeneracy is lifted by spin-orbit (SO) and crystal field (CF) splitting. Small quantum dots (Q dot) containing few electrons are in general comprised of several single-particle levels and can be seen as artificial atoms. Such systems, coupled to metallic leads, can be tuned to the Kondo regime as well, if the Coulomb blockade is large enough to fix the electron number on the Q dot to an odd number and, hence, the effective dot spin to 1/2. In rare earth systems Kondo resonances have recently been observed by high-resolution photoemission spectroscopy [2,3], while the advances in nanotechnology have made it

possible to perform direct tunneling spectroscopy of the Kondo resonance in Q dots [4,5,6].

In this contribution we show that each of the low-lying single-particle orbitals generates a many-particle Kondo resonance near the Fermi energy E_F , and we calculate their positions, widths and heights at temperature $T = 0$. The results of a Non-Crossing Approximation (NCA) calculation at finite T are compared to high-resolution photoemission spectra of the rare earth Kondo system CeSi_2 . Moreover, an approximate conductance quantization in multi-orbital Kondo Q dots is predicted originating from a generalized Friedel sum rule [7].

The system discussed above can be described by the multi-orbital Anderson impurity Hamiltonian

$$H = H_{\text{kin}} + \sum_m \epsilon_m d_m^\dagger d_m + \sum_{p,m} [V_{mp} d_m^\dagger c_p + \text{h.c.}] + \frac{U}{2} \sum_{(m) \in (m^0 0)} d_m^\dagger d_m d_{m^0 0}^\dagger d_{m^0 0}; \quad (1)$$

¹ Corr. Author. E-mail: kroha@tkm.physik.uni-karlsruhe.de

where $H_{kin} = \sum_p \epsilon_p c_p^\dagger c_p$ describes the conduction electron band, and d_m^\dagger creates an electron with spin $\frac{1}{2}$ in the low-lying single-particle level $\epsilon_{dm} < 0$, $m = 0, \dots, M-1$, with ϵ_{d0} the (noninteracting) ground state. Electrons in any of the local orbitals have a Coulomb repulsion U and are coupled to the conduction band via the hybridization matrix elements V_{mp} . For later use we introduce the effective couplings $\tilde{V}_{mp} = \frac{V_{mp} V_{pm}}{U} A_p(0)$, with $A_p(\omega)$ the conduction electron spectral function and $N(\omega) = \frac{1}{\pi} \text{Im} A_p(\omega)$ the density of states per spin. In the following we will assume the system to be in the Kondo regime, $\tilde{V}_{dm} \ll U$, $U \gg 1$, and for the expansions leading to Eqs. (7), (11), and (13) below, $\tilde{V}_{mm} = (\tilde{V}_{dm} \tilde{V}_{d0})^{-1}$.

2. Spectral features

In 2nd order perturbation theory, the spin scattering amplitude of the local spin shows logarithmic divergences at the energies $(\epsilon_{dm} - \epsilon_{d0}) \mp \tilde{V}_{d0}^2$ (*) and $(\epsilon_{dm} - \epsilon_{d0})$ (**). These instabilities can be understood as due to spin fluctuations involving a transition of the local electron from the ground state ϵ_{d0} to an excited state ϵ_{dm} ($m > 0$) (*) or vice versa (**). The positions of these resonances at $T = 0$ can be estimated analytically from a slave boson MF theory [9] for Eq. (1), since this approach recovers the strong coupling Fermi liquid fixed point [1] of the model. The numerical evaluations are done within the NCA [3], which correctly describes the life-times of the excited resonances and the temperature dependence for $T > T_K$ [10].

In order to implement the effective restriction of no double occupancy of all orbitals, enforced by the strong Coulomb repulsion U , the local electron operator is represented in terms of pseudofermions f_m and slave bosons b as $d_m^\dagger = f_m^\dagger b$, with the operator constraint $\hat{Q} = \sum_m f_m^\dagger f_m + b^\dagger b = 1$. In a functional integral approach, the latter is imposed by the functional Kohn-Sharpe delta

$$\delta(\hat{Q} - 1) = \int \frac{d\lambda}{2\pi} e^{i\lambda(\hat{Q} - 1)} : \quad (2)$$

Introducing mean field and fluctuating parts r, a for the Bose field, $b = r + a$, $b^\dagger = r^\dagger + a^\dagger$ and $\phi, \tilde{\phi}$ for the constraint field, $\lambda = i\phi + \tilde{\phi}$, Eq. (1) with Eq. (2) takes the form [1]

$$H = H_{kin} + \sum_m \epsilon_{dm} f_m^\dagger f_m + \sum_{pm} [\tilde{V}_{mp} f_m^\dagger c_p + h.c.] + (\epsilon_{d0} - \epsilon_{d0}) [r^2 + a^\dagger a] + H_{int} \quad (3)$$

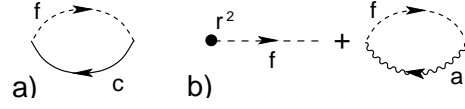


Fig. 1. Diagrammatic representation of a) the fluctuating Bose selfenergy and b) the local physical electron Green's function. The solid circle represents the modulus squared of the boson MF.

$$H_{int} = \sum_m [\tilde{V}_{mp} a f_m^\dagger c_p + h.c.] + (\epsilon_{d0} - \epsilon_{d0}) r [a^\dagger + a] + \sum_m \tilde{V}_{mm} a^\dagger a + r^2 + r(a^\dagger + a) + \sum_m f_m^\dagger f_m \quad (4)$$

Here we have defined renormalized local levels ϵ_{dm} such that $\epsilon_{d0} = \epsilon_{d0} - \tilde{V}_{d0}^2$ and $\epsilon_{dm} = \epsilon_{dm} + \tilde{V}_{dm}^2$ and effective hybridizations $\tilde{V}_{mp} = r V_{mp}$, $\tilde{V}_{mm} = r^2 V_{mm}$. The mean field solutions r, ϵ_{d0} are then obtained by minimizing the free energy, which is equivalent to setting the terms linear in the fluctuating fields $a, a^\dagger, \tilde{\phi}$ equal to zero,

$$r^2 + \tilde{V}_{mm} a^\dagger a + \sum_m \tilde{V}_{mp} f_m^\dagger f_m = 0 \quad (5)$$

$$(\epsilon_{d0} - \epsilon_{d0}) r + \sum_{pm} \tilde{V}_{mp} f_m^\dagger c_p = 0 : \quad (6)$$

The expectation values in Eqs. (5), (6) are calculated from the Fourier components of the pseudofermion, the mixed fermion (conduction electron, and the fluctuating boson Green's functions $G_{fmm}(t) = \langle f_m(t) f_m^\dagger(0) \rangle$, $G_{cfpm}(t) = \langle c_p(t) f_m^\dagger(0) \rangle$, $G_a(t) = \langle a(t) a^\dagger(0) \rangle$. Calculating the fermion self-energies for a flat band and keeping only the leading terms in the effective hybridizations, they are [8,11],

$$G_{fmm}(i) = i \epsilon_{dm} \tilde{V}_{mm}^{-1} \quad (7)$$

$$G_{cfpm}(i) = \tilde{V}_{mp} G_{cp}(i) G_{fmm}(i) \quad (8)$$

$$G_a(i) = i (\epsilon_{d0} - \epsilon_{d0})^{-1} a(i) : \quad (9)$$

As seen from Eq. (14) below, the low-energy peak in each of the pseudofermion spectral functions G_{fmm} is carried over to a quasiparticle peak in the physical impurity electron spectral function, i.e. to a Kondo resonance. Hence, the width $\tilde{\Gamma}_{mm}$ of G_{fmm} denotes the Kondo temperature of the m th Kondo peak, $\tilde{\Gamma}_{mm} = T_{Km}$. It is to be determined from the MF solution below. The excited resonances have an additional width due to inelastic relaxation [10]. The selfenergy of the fluctuating Bose field appearing in Eq. (5) is given by (Fig. 1 a)),

$$\frac{\text{Im}}{2} \sum_m \frac{a^\dagger(i) a(i)}{h} \arctan \frac{\epsilon_{dm}}{T_{Km}} + \arctan \frac{\epsilon_{dm}}{T_{Km}} i \quad (10)$$

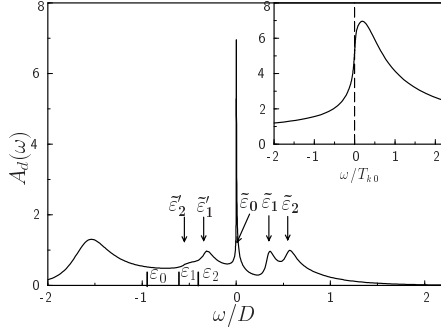


Fig. 2. Local electron spectrum of the Hamiltonian Eq. (1), NCA calculation, $M = 3$. $\mu_{d0,1,2} = 0.95D; 0.6D; 0.4D$, $\mu_{00} = \mu_{11} = \mu_{22} = 0.2D$; $T_{K0} = 3 \cdot 10^3 D$; $T = 5 \cdot 10^5 D$; $D = \text{half band width}$.

It is worth noting that Eq. (5) just represents the Friedel sum rule, when the expectation value $\langle n \rangle$ of the fluctuating boson density is included [8,11]. Therefore, it describes the correct shift of the Kondo resonances w.r.t. E_F due to potential scattering. We now use the relations $\mu_{d0} < T_{K0}$ and $\mu_{dm} > T_{Km}$; $m = 1, \dots, M-1$, where the former will be justified below by the MF solution in the Kondo regime, and the latter is true for sufficiently large splitting of the local levels. The positions of the Kondo peaks and the renormalized T_K are obtained from Eqs. (6), (5), respectively, as

$$\mu_{d0} = \frac{\mu_{00}}{\mu_{d0}} + 1 + \sum_{m=1}^{M-1} \frac{2\mu_{d0} T_{Km}}{\mu_{dm} \mu_{d0}} T_{K0} \quad (11)$$

$$\mu_{dm} = \mu_{d0} + (\mu_{dm} - \mu_{d0}) \quad (12)$$

$$T_{K0} = \sum_{m=1}^{M-1} \frac{D}{\mu_{dm} \mu_{d0}} D e^{\frac{\mu_{dm} \mu_{d0}}{2\mu_{d0}^2}} : \quad (13)$$

Finally, we obtain the physical electron Green's function by evaluating the diagrams shown in Fig. 1b). At $T = 0$ its imaginary part reads

$$A_d(\omega) = \sum_m \frac{T_{Km}}{\mu_{dm}} \text{Im} G_{fmm}(\omega - i0) \quad (14)$$

$$(\mu_{d0} - i0) \frac{1}{2} \text{Im} \left[\frac{1}{\mu_{d0} + \mu_{d0}} + \mu_{d0} + \mu_{d0} \right]$$

$$\sum_m \frac{1}{\mu_{dm}} \ln \frac{(\mu_{dm} + \mu_{d0})^2 + T_{Km}^2}{\mu_{dm}^2 + T_{Km}^2}$$

$$i \text{Im} a(\omega - i0) = i \text{sgn}(\omega) T_{K0} :$$

It is seen that the first line of Eq. (14) represents multiple Kondo resonances above E_F with the positions and weights given by Eqs. (11)-(13). The remainder of Eq. (14) describes the structure below E_F . The single-particle resonance (μ_{d0}) is strongly renormalized downward due to the logarithmic term. The maximum of the

log term indicate weak peaks or often merely shoulders at the energies $\mu_{dm}^0 = (\mu_{dm} - \mu_{d0})$, i.e. at mirrored positions w.r.t. μ_{d0} . In contrast to the resonances above E_F , these mirrored peaks do not correspond to quasiparticle resonances, since there is no pole in A_d at these energies. Physically, they originate from spin fluctuations involving a virtual transition from an excited state ($m = 1$) to the ground state ($m = 0$). This is only a virtual process, as the $m = 1$ states are not thermally occupied at $T = 0$ [8]. With increasing T , $0 < T < T_{Km}$, the peaks below E_F grow, as the $m = 1$ states become thermally occupied. The multiple peak structure discussed above is shown in Fig. 2. Fig. 3 shows results of the NCA calculation of A_d to photoemission spectra of the Kondo system CeSi_2 ($M = 7$) [12]. The experimental data show the appearance of low-energy peaks above E_F at elevated T , in quantitative agreement with the T dependence expected theoretically from multiple Kondo resonances.

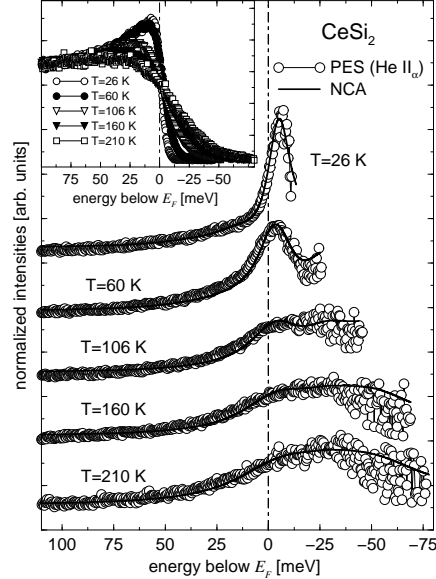


Fig. 3. Low-energy high resolution photoemission spectra of CeSi_2 . Open circles: Experiment; solid lines: NCA. Model parameters determined from fits to the theory: $\mu_{d0} = -1.35 \text{ eV}$, SO splitting: 270 meV , CF splitting: 25 meV (lower quartet), 48 meV (upper sextet); $D = 3.7 \text{ eV}$; $T_{K0} = 35 \text{ K}$. The inset shows raw data before division by the Fermi-Dirac distribution [3].

3. Approximate conductance quantization

We now show that in a symmetrical multi-level Q dot or a single-atom transistor (SAT) [13] at low T the linear response conductance $G = dI/dV$ ($V = 0$) is approximately quantized at $2e^2/h$ [7], if the Q dot or SAT is in the Kondo regime, even though there may be

several transmission channels, $m = 0; \dots; M-1$, and the lead-to-dot coupling matrix elements $V_{m,p}$ are random. Such systems are described by the Hamiltonian Eq. (1), where, in addition, the conduction electron operators carry an index $= L; R$ indicating the left or right lead, and, hence the kinetic energy term reads, $H_{kin} = \sum_p \sum_{\sigma} \sum_{\alpha} \epsilon_p^\alpha c_{p,\alpha,\sigma}^\dagger c_{p,\alpha,\sigma}$, with $\epsilon_{L=R} = 0$; V the chemical potentials in the left/right lead.

The current through a left/right symmetrical device is [14]

$$I = \frac{e}{h} \sum_{d!} \sum_{f!} \sum_{h!} \text{Im tr} [G_d(f!); \quad (15)$$

where G_d is the advanced local-orbital Green's function and the lead-to-dot couplings $\sum_{m=0}^L + \sum_{m=0}^R$. G_d and ϵ are matrices in the space of local orbitals,

$$G_d^{-1}(f!) = \epsilon_{d,f!} - i \sum_{m=0} \sum_{m=0} (f!) \quad (16)$$

$$G_d^{-1}(f!) = i \sum_{m=0} \sum_{m=0} (f!); m \in m^0; \quad (17)$$

where $\sum_{m=0}(f!)$ is the selfenergy due to intra-dot interactions. Since the ground state is a spin singlet [1], the quantum dot is at $T = T_K$ in $[k_B T]$ a pure potential scatterer for electrons traversing the system, and the following Fermi liquid relations hold [15],

$$\sum_m(f!) = \frac{(\hbar f!)^2 + (k_B T)^2}{k_B T_K} \quad ; T < T_K \quad (18)$$

$$\sum_{d!} \text{tr} \frac{\sum_{f!} \epsilon(f!)}{\epsilon(f!)} \quad \epsilon(f!) = 0 \quad (19)$$

The averaged electron number in the dot per spin, n_d , can now be evaluated using the general relation $\frac{d}{d!} \ln G_d^{-1}(f!) = (1 - \frac{d}{d!}) \epsilon(f!)$ and the Luttinger theorem Eq. (19),

$$n_d = \text{Im} \sum_{d!} \frac{d!}{\text{tr} G_d(f!)} = \frac{\text{Im} \hbar}{\text{tr} \ln G_d(f!)} \quad (20)$$

This is a statement of the Friedel sum rule $n_d = \frac{1}{2} \sum_{m=0} \phi_m(0)$, since the scattering phase shift at the Fermi level in channel m is $\phi_m(0) = \arg[\epsilon(0)]_m$. It may be re-expressed, using $\text{tr} \ln G_d^{-1} = \ln \det G_d^{-1}$, as

$$n_d = \frac{1}{2} \text{arccot} \frac{\text{Re det } G_d(0)}{\text{Im det } G_d(0)} \quad (20)$$

The scattering T-matrix of the device, ϵ , which determines the conductance $G = dI/dV$ of the system via Eq. (15), is now evaluated by expressing the inverse

matrix Eqs. (16), (17) in terms of its determinant, and, using the Fermi liquid property Eq. (18), we obtain at the Fermi energy ($f! = 0, T = T_K$) for $M = 2$,

$$\text{Im tr}(\epsilon(0)) = \sin^2(\phi_d) + \sin(2\phi_d) \frac{\text{Re det}(\epsilon(0))}{\det(\epsilon(0))} \quad (21)$$

If the transition amplitudes $V_{m,p}$ are independent of the lead channels p , it follows directly from the definition of ϕ_m that the term $\sin(2\phi_d)$ cancels. Eq. (21) is an exact result, valid for arbitrary microscopic parameters ϕ_m, ϕ_{dm}, U , and n_d . It is the generalization of the well-known unitarity rule of the single-level Anderson impurity problem to the case of several impurity levels [7]. If there is at least one of the local levels significantly below the Fermi level ($\phi_{d0} < 0, \phi_{d0} \neq \phi_{m=0} < 1$), a strong Coulomb repulsion U enforces $n_d = 1/2$, implying via Eqs. (21), (15) a conductance close to the conductance unit, i.e. $dI/dV = 2e^2/h$ (the factor 2 reflects spin summation).

Acknowledgements Stimulating discussions with C. Cuevas, A. Rosch, and E. Scheer are gratefully acknowledged. This work was supported by CFN and SFB 195 of the Deutsche Forschungsgemeinschaft.

References

- [1] For a comprehensive introduction see A. C. Hewson, *The Kondo Problem to Heavy Fermions* (Cambridge University Press, 1993), and references therein.
- [2] Garnier et al., Phys. Rev. Lett. 78 (1997) 4127.
- [3] F. Reinert et al. Phys. Rev. Lett. 87 (2001) 106401.
- [4] S. M. Cronenwett, T. H. Oosterkamp, and L. P. Kouwenhoven, Science 281 (1998) 540.
- [5] D. Goldhaber-Gordon et al., Nature 391 (1998) 156.
- [6] S. De Franceschi et al., cond-mat/0203146 (2002).
- [7] S. Kirschner, J. Kiroha, and E. Scheer, NATO Science Series II, vol. 50 (Kluwer, 2001), 53.
- [8] D. Ehm et al., in preparation.
- [9] P. Coleman, Phys. Rev. B 29 (1984) 3035.
- [10] Details will be published elsewhere.
- [11] S. Kirschner, PhD thesis, Univ. Karlsruhe (2002).
- [12] For details of the experimental technique see Ref. [3]; and Greber et al., Phys. Rev. Lett. 79 (1997) 4465.
- [13] J. Park et al., Nature 417 (2002) 722.
- [14] Y. Meir and N. S. Wingreen, Phys. Rev. Lett. 68, 2512 (1992).
- [15] J. M. Luttinger, Phys. Rev. 119, 1153 (1960); 121, 942 (1961).