

The globule-coil transition in a mean-field approach

Erik Van der Straeten and Jan Naudts

Department Fysica, Universiteit Antwerpen,

Groenenborgerlaan 171, 2020 Antwerpen, Belgium

In this paper we study the unfolding transition observed in polymer stretching experiments. We use a known model and extend it with a mean-field-like interaction. Expressions for all necessary thermodynamic variables as a function of the model parameters are derived in closed form. To obtain the exact force-extension relation at constant temperature, we invert these relations numerically. Below a critical temperature the model exhibits a sharp first order phase transition.

PACS numbers: 64.60.Cn 82.35.Lr

I. INTRODUCTION

The unfolding transition of polymers is observed in different types of experiments. The unfolding is a single- or multi-step process, depending on the experimental conditions.

In force-clamp experiments, one is able to study the mechanical unfolding of polymers at relatively constant force. In such experiments, one applies a sudden force (the time to complete the force step is of the order of 10ms [1]). With feedback techniques the force is then kept constant. Both experiments [1] and numerical simulations [2] show that a certain protein (called ubiquitin) unfolds in a single step, while another protein (called integrin) unfolds in multiple steps [2]. In [3, 4], force-extension relations of single DNA molecules are measured in the fixed stretch ensemble. In these experiments, one keeps the extension of the DNA molecule relatively constant, and the average applied force is measured. Depending on the solvent conditions force plateaus or stick-release patterns are observed.

The unfolding of polymers is also studied under more dynamical conditions. The two most common are the mechanical stretching at a force that increases linearly with time (force-ramp) [5] and the deformation of polymers in a flow [6, 7, 8]. Numerical simulations

E-mail: Erik.VanderStraeten@ua.ac.be, Jan.Naudts@ua.ac.be

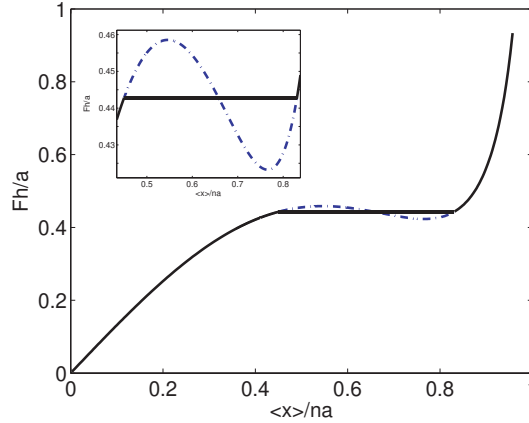


FIG. 1: (color online). Plot of the force-extension relation at constant temperature ($h = 0.7$). The black solid line is the stable solution. The blue dotted line corresponds with the unstable solution. The length of the chain is 10.

show that under these conditions, the unfolding is mostly a multi-step process.

The unfolding transition from compact globule to stretched coil was already theoretically predicted 15 years ago [9], based on heuristic arguments. Nowadays, the theoretical study of this transition is dominated by numerical simulations. Instead of performing numerical simulations, we study a simplified model that can be solved in closed form almost completely. Despite the simplicity of the model, it still exhibits a first order phase transition for every chain length at low enough temperatures. For this reason, the model is also interesting on a purely theoretical ground.

In [10, 11] we introduce a model to describe polymers. In the present paper, we start with shortly reviewing the results obtained in these papers. We proceed with deriving expressions in closed form for the temperature and the external force by minimizing the free energy. These results are used to study the unfolding transition of the polymer. The last part of the paper gives a discussion of the results.

II. MODEL

Our model is a one-dimensional persistent random walk with an external force. It is described in detail in References [10] and [11]. The model depends on two parameters p and q , the probabilities to go straight on when walking to the right, respectively to the left.

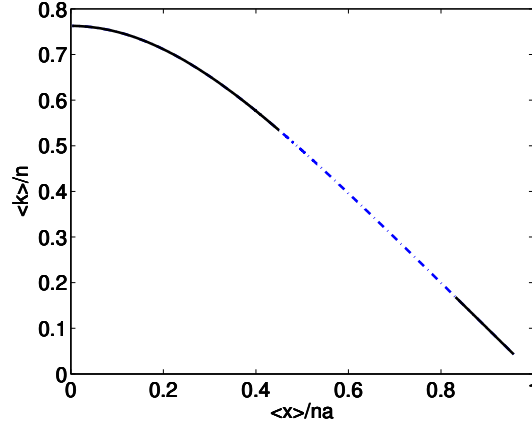


FIG. 2: (color online). Plot of the average number of kinks as a function of the extension at constant temperature ($\beta = 0.7$). The black solid line is the stable solution. The blue dotted line corresponds with the unstable solution. The length of the chain is 10.

This is not a Markov chain since the walk remembers the direction it comes from. Two important variables are the end-to-end distance x and the number of reversals of direction k (number of kinks). In [10], the generating function method is used to obtain exact analytical expressions for the average end-to-end distance and the average number of kinks

$$\frac{\langle x \rangle}{na} = \frac{1}{2} ; \quad \frac{\langle k \rangle}{n} = \frac{1}{2} \frac{(1 - \frac{1}{2}) (1 - \frac{1}{2})}{1 - \frac{1}{2}} ; \quad (1)$$

with a the lattice parameter and n the total number of steps. Also the average of the squared end-to-end distance can be calculated with the same method (for the result, see appendix A). Starting from the definition of Boltzmann, the following expression for the entropy S is obtained in [11]

$$S = - \frac{\langle k \rangle}{2} \ln \frac{(1 - \frac{1}{2}) (1 - \frac{1}{2})}{1 - \frac{1}{2}} - \frac{\langle x \rangle}{2a} \ln \frac{1}{2} - \frac{n}{2} \ln 2 : \quad (2)$$

(We use units for which $k_B = 1$.)

III. THERMODYNAMICS

The model is not yet defined in a unique way, because we did not define a Hamiltonian. Experimentally, the ground state of the polymer is a compact globule at vanishing force. An obvious definition is then $H = \sum k$, with h a positive constant with dimensions of

energy. With this choice, the probability distribution is a Gibbs distribution, in very good approximation [10]. As a consequence no phase transition can occur.

The microscopic model with $H = \sum_i h x_i$ does not take the excluded volume effect into account. This is a long range effect. It is well known that long range interactions can cause phase transitions even in finite one-dimensional systems. So it is appropriate to take the following definition for the Hamiltonian

$$H = \frac{h}{a^2} (\sum_i x_i)^2; \quad (3)$$

instead of the more obvious definition mentioned above. With this definition, the ground state is a compact globule in absence of an external force. But also the excluded volume effect is partly taken into account. This definition is also acceptable from a thermodynamic point of view for two reasons. The energy is extensive. It is well known that the thermal fluctuations of an extensive quantity (like the end-to-end distance) are proportional to the thermal energy in classical systems.

The Legendre transform of S is the free energy G

$$G = \inf_{\{x_i\}} E - F \sum_i x_i - \frac{1}{S}; \quad (4)$$

The solution of the set of equations $\partial G / \partial x_i = 0$, $\partial G / \partial S = 0$ for $\{x_i\}$ and F is given in the appendix A. In the thermodynamic limit this solution simplifies to

$$\begin{aligned} \frac{a}{h} F &= \frac{1}{2h} \ln -2 \left(\frac{2 + \sqrt{1 + 4h^2}}{2} \right)^2 \\ h &= \frac{1}{8} (2 - \sqrt{1 + 4h^2}) \ln \frac{1}{2} \frac{1}{2 - \sqrt{1 + 4h^2}}; \end{aligned} \quad (5)$$

The most general case when $\epsilon \neq 0$ corresponds with a persistent random walk with drift. A persistent random walk is obtained with the choice $\epsilon = 1$. This implies $F = 0$ but non-vanishing h . Also random walk with drift is a special case. This corresponds with $\epsilon + \delta = 1$ and implies $\delta = 0$ but non-vanishing F . Simple random walk is obtained with $\epsilon = \delta = 1/2$. In this case both h and F equal zero.

The set of equations (5) or (A2) has multiple solutions for most values of ϵ and F . The stable solution is the one which minimizes G .

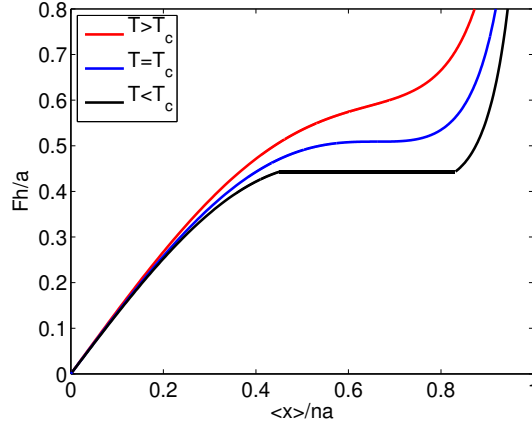


FIG. 3: (color online). Plot of the force-extension relation at constant temperature, for different values of the temperature. The length of the chain is 10 for all three curves. The value of h equals 0.6, 0.651 and 0.7 for the red, blue and black curve respectively.

IV. RESULTS

By inverting the equations (2, 5) or (2, A 2) one can calculate the force-extension relation at constant temperature for any length of the chain. This relation is the central result of the present paper. It is shown in figure 1. The black solid line corresponds with the stable solution (the solution which minimizes the free energy). For small forces, the end-to-end distance grows approximately linear with the applied constant force. At $Fh/a \approx 0.44$, the polymer undergoes a transition from a compact globule to a stretched coil. This is clearly visible in the figures 1 and 2 because of the sudden increase respectively decrease of the average end-to-end distance and average number of kinks. After the transition, the force needed to extend the polymer further grows in a strongly non-linear manner.

The free energy has two minima below the critical temperature. One of these minima corresponds with the compact globule, the other with the stretched coil. When the free energy of these two states is equal, they coexist. Above the critical temperature, the phase transition disappears. This can be seen in figure 3, where the force-extension relation is shown for three different values of the temperature ($T < T_c$, $T = T_c$ and $T > T_c$).

In figure 4 the phase diagram is shown for different lengths of the chain. The critical line is first order, up to the critical point. At this point the phase transition is second order. The critical line is obtained by numerically solving the set of equations (5) respectively (A 2).

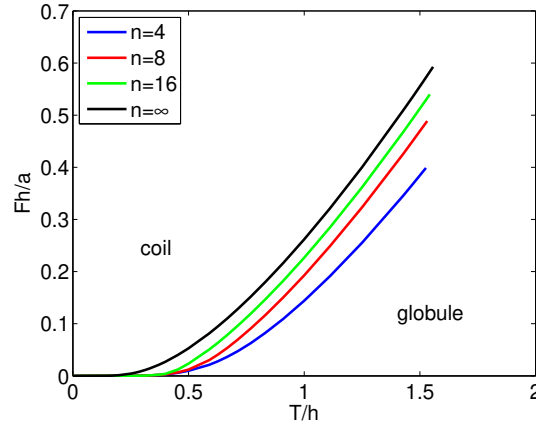


FIG. 4: (color online). The phase diagram for different values of the chain length. The critical line moves to higher forces when the length of the chain increases.

Below the critical point, these sets have three solutions. They correspond with two minima and one maximum of the free energy. At the critical line we have the extra condition that the values of the two minima have to be equal. This is also checked numerically.

The unstable regime includes two points at which $\partial F = \partial \langle \chi \rangle = 0$ (see figure 1). At the critical point these two points coincide and the intermediate regime, where $\partial F = \partial \langle \chi \rangle < 0$, vanishes. As a consequence, the critical point can be obtained by solving the set of equations $\partial F = \partial \langle \chi \rangle = 0$, $\partial^2 F = \partial \langle \chi \rangle^2 = 0$. This can be done numerically for every length of the chain. In the thermodynamic limit one obtains following values for the critical temperature and critical external force $T_c/h = 1.557$ and $F_c h/a = 0.5927$.

V. DISCUSSION

To summarize, the simple one-dimensional model, introduced here, exhibits a first order phase transition. Our approach is a generalization of the mean field approximation. One of the methods to perform the mean field approximation starts by assuming a probability distribution of the product form, neglecting the correlations between successive units of the polymer. The parameters of the probability distribution are then varied to minimize the free energy of the total chain. We improve on this scheme by starting with the probability distribution of an exactly solvable model. This is an improvement because now the correlations between successive units are not neglected. The probability distribution depends on

two model parameters α and β . Next α and β are varied to minimize the free energy of the total chain, as calculated using the correlation functions of the exactly solvable model.

In this methodology we need two models. At one hand the exactly solvable model whose correlation functions are used. At the other hand the more realistic model, which is treated in the mean-field approach. The exactly solvable model is a random walk with a one step memory effect. This model is used in [11] to compare the outcome of two different single-molecule experiments. In that paper the Hamiltonian is proportional with the number of kinks. In the present paper, we increased the physical relevance by defining the Hamiltonian by (3). In this way the first order phase transition, which is seen in force-clamp experiments, is included in the theory. To increase the physical relevance even further we should look for mean-field approximations of realistic Hamiltonians. For example, in [5], numerical simulations are performed with a Hamiltonian which contains a quartic potential in combination with a Lennard-Jones potential. The analytic treatment of such a realistic Hamiltonian poses technical problems and it is not yet clear how to overcome these.

The model under study describes a one-dimensional finite system. Therefore, no phase transition is expected. However, the present model does exhibit a phase transition. The reason is the introduction of a mean-field-like interaction, see the definition (3) of the Hamiltonian. It is well known that such interactions can cause phase transitions even in finite, one-dimensional systems. For instance, in [12, 13] a one-dimensional, finite Ising model is considered and the Hamiltonian contains a long-range, mean-field-like coupling. The canonical phase diagram is derived in [12] and exhibits a phase transition. In [13] the model is further analyzed within the microcanonical ensemble. The authors show that the phase diagrams of the canonical and the microcanonical ensemble are not equivalent for this model.

In force-clamp experiments, one is able to study the mechanical unfolding of polymers in the fixed force ensemble. Both experiments [1] and numerical simulations [2] show that a certain protein (called ubiquitin) unfolds in a single step. This is in qualitative agreement with the results of our one-dimensional model. In order to compare theory and experiment quantitatively, our model has to be generalized to higher dimensions. This is a technical complication. Our present model cannot be used to discuss the results of experiments performed in the fixed stretch ensemble [3, 4]. The reason for this is that the important mean-field-like term of the present model becomes zero in this ensemble. Our present model can also not produce an unfolding process in multiple steps, which is observed in [2, 3, 4].

To describe these experiments, the excluded volume effect has to be taken into account more accurately. One obtains then a so called self-avoiding walk. In [14] such self-avoiding walks are studied numerically in the fixed force ensemble. The authors show that at low temperatures the force-extension curve has a multi-step pattern due to finite size effects.

APPENDIX A

In this appendix the results of two straightforward but tedious calculations are given. The average of the squared end-to-end distance is obtained with the generating function method. The result is

$$\frac{\langle x^2 \rangle}{n^2 a^2} = \frac{\langle x \rangle^2}{na} + \frac{4}{n^2} \frac{(1 - \frac{1}{2}) (1 - \frac{1}{2})}{(2 - \frac{1}{2})^2} \ln \left(\left(1 + \frac{1}{2} \right) (2 - \frac{1}{2}) + 2 \left(1 + \frac{1}{2} \right) \left(\left(1 + \frac{1}{2} \right) - 1 \right) \right) \quad (A1)$$

The set of equations $\partial G / \partial x = 0$, $\partial G / \partial F = 0$ is solved for x and F for arbitrary n . This gives

$$\frac{a}{h} F = \frac{1}{2h} \ln \left(1 - \frac{2}{(2 - \frac{1}{2})^2} + \frac{2}{n} \frac{1 - \frac{1}{2}}{2} \right) + \frac{2}{n} \frac{(1 + \frac{1}{2}) (2 - \frac{1}{2}) (1 + n(2 - \frac{1}{2}))}{2} \quad (A2)$$

-
- [1] M. Schlierf, H. Li, J.M. Fernandez, The unfolding kinetics of ubiquitin captured with single-molecule force-clamp techniques, *Proc. Natl. Acad. Sci. USA* 101, 7299-7304 (2004)
- [2] P. Szymczak, M. Cieplak, Stretching of proteins in a force-clamp, *J. Phys. Condens. Matter* 18, L21-L28 (2006)
- [3] C.G. Baumann, V.A. Bloomfield, S.B. Smith, C. Bustamante, M.D. Wang, S.M. Block, Stretching of Single Collapsed DNA Molecules, *Biophys. J.* 78, 1965-1978 (2000)
- [4] Y. Murayama, Y. Sakamaki, M. Sano, Elastic Response of Single DNA Molecules Exhibits a Reentrant Collapsing Transition, *Phys. Rev. Lett.* 90, 018102 (2003)

- [5] M . Cieplak, T . Xuan Hoang, M . O . Robbins, Thermal Folding and Mechanical Unfolding Pathways of Protein Secondary Structures, *Proteins Struct.Funct.Genet.* 49, 104-113 (2002).
- [6] P . G . De Gennes, Coil-stretch transition of dilute flexible polymers under ultrahigh velocity gradients, *J.Chem .Phys.* 60, 5030-5042 (1974).
- [7] J.Dubbeldam , F.Redig, Multilayer Markov Chains with Applications to Polymers in Shear Flow , *J.Stat.Phys.* 125, 225-243 (2006)
- [8] P . Szymczak, M . Cieplak, Stretching of Proteins in a Uniform Flow , *J.Chem .Phys.* 125, 164903 (2006)
- [9] A . Halperin, E . B . Zhulina, On the Deformation Behaviour of Collapsed Polymers, *Europhys.Lett.* 15, 417-421 (1991)
- [10] E . Van der Straeten, J.Naudts, A two-parameter random walk with approximate exponential probability distribution, *J.Phys.A :M ath.Gen.* 39, 7245-7256 (2006).
- [11] E . Van der Straeten, J.Naudts, A one-dimensional model for theoretical analysis of single molecule experiments, *J.Phys.A :M ath.Gen.* 39, 5715-5726 (2006).
- [12] J.F.Nagle, Ising chain with competing interactions, *Phys.Rev.A* 2, 2124-2128 (1970)
- [13] D . Mukamel, S. Ru o, N . Schreiber, Breaking of ergodicity and long relaxation times in systems with long-range interactions, *Phys.Rev.Lett.* 95, 260604 (2005)
- [14] D . Marenduzzo, A . Maritan, A . Rosa, F . Seno, Stepwise unfolding of collapsed polymers, *Eur.Phys.J.E* 15, 83-93 (2004)