

The 2D XY model on a finite lattice with structural disorder: quasi-long-range ordering under realistic conditions

O. K. Apikranian^{1,2}, B. Berche¹ and Yu. Holovatch^{2,3}

¹ Laboratoire de Physique des Matériaux, Université Henri Poincaré, Nancy 1,
F-54506 Vandœuvre-lès-Nancy Cedex, France

² Institute for Condensed Matter Physics, National Academy of Sciences of Ukraine,
Lviv, 79011 Ukraine

³ Institut für Theoretische Physik, Johannes Kepler Universität, Linz, 4040 Austria

Received: date / Revised version: date

Abstract. We present an analytic approach to study concurrent influence of quenched non-magnetic site-dilution and finiteness of the lattice on the 2D XY model. Two significant deeply connected features of this spin model are: a special type of ordering (quasi-long-range order) below a certain temperature and a size-dependent mean value of magnetisation in the low-temperature phase that goes to zero (according to the Mermin-Wagner-Hohenberg theorem) in the thermodynamic limit. We focus our attention on the asymptotic behaviour of the spin-spin correlation function and the probability distribution of magnetisation. The analytic approach is based on the spin-wave approximation valid for the low-temperature regime and an expansion in the parameters which characterise the deviation from completely homogeneous configuration of impurities. We further support the analytic considerations by Monte Carlo simulations performed for different concentrations of impurities and compare analytic and MC results. We present as the main quantitative result of the work the exponent of the spin-spin correlation function power law decay. It is non-universal depending not only on temperature as in the pure model but also on concentration of magnetic sites. This exponent characterises also the vanishing of magnetisation with increasing lattice size.

Key words. XY model { topological transition { random systems.

PACS. 05.50.+q Lattice theory and statistics (Ising, Potts, etc.) { 64.60.Fr Equilibrium properties near critical points, critical exponents { 75.10.Hk Classical spin models

1 Introduction

The quasi-long-range ordering (QLRO) is a special feature of a number of important many-particle systems including two-dimensional solids, magnets, Bose fluids, liquid crystals [1,2,3]. As it is known by now the 2D XY model serves as an archetype capturing special features of QLRO in these systems. Here we will focus on this particular model keeping in mind that the results can be generalised for some other similar models. The regular model, described by the Hamiltonian

$$H_{\text{reg}} = \frac{1}{2} \sum_{\mathbf{r}} \sum_{\mathbf{r}^0} J(\mathbf{r} - \mathbf{r}^0) (S_{\mathbf{r}}^x S_{\mathbf{r}^0}^x + S_{\mathbf{r}}^y S_{\mathbf{r}^0}^y); \quad (1)$$

has been investigated in great detail, and although most of its properties are known, no exact solution was found. In (1) \mathbf{r} and \mathbf{r}^0 span sites of a two-dimensional lattice, $J(\mathbf{r})$ is the nearest neighbours interaction potential, $S_{\mathbf{r}}^x$, $S_{\mathbf{r}}^y$ are the components of a classical "spin" $\mathbf{S}_{\mathbf{r}}$, the coefficient $1/2$ stands to prevent double count of each bond.

The spin-wave approximation (SWA) applied by F. Wegner [4] to analyse the 2D XY model leads to a result very close to recent Monte Carlo computations in the region of low enough temperatures. In particular, the presence of a special type of ordering { the QLRO { manifests itself in the power law decay of the spin-spin correlation function:

$$\langle \mathbf{S}_{\mathbf{r}} \mathbf{S}_{\mathbf{r}+\mathbf{R}} \rangle \sim R^{-\text{reg}}; \quad (2)$$

where R is the distance between the spins. The exponent reg given by the SWA is non-universal:

$$\text{reg} = kT = (2 - J): \quad (3)$$

The detailed description of properties of the model given by V.L. Berezinskii [5], and J.M. Kosterlitz and D.J. Thouless (BKT) [6,7] is based on the hypothesis that certain local spin configurations, named topological defects, are responsible for the QLRO and the behaviour of the system near the transition to the QLRO phase (the BKT transition) at the temperature T_{BKT} . The intuitive analogy with the transition in electrolytes was used in

those works. A further analytical basement for this approach can be found in the work of J. Villain [8].

There are two important aspects which differ the ideal 2D XY model from the systems that can be met in nature: real physical systems are always finite and possess structural defects. The finite size effect already has been widely explored in the pure (undiluted) XY model. The interest of this question is that in any 2D XY system of finite size, magnetisation is non-vanishing [9] and goes to zero only when the lattice becomes infinite as it should be according to the Mermin-Wagner-Hohenberg theorem [10,11].

The decay of the magnetisation has a power law form (below the BKT transition temperature) that can be easily found in the SWA [12,13]:

$$\ln |m| \sim -N^{\frac{\text{reg}}{4}}; \quad (4)$$

with the same reg , Eq.(3), that stands in the correlation function (2). Here, N is the total number of spins. The same result can be obtained also from the finite size scaling (see e.g. Ref. [14] in a similar context).

The recent works of S. T. Bramwell et al. [13,15,16] give deep analysis of the magnetisation probability distribution which they claim to be non-Gaussian and of universal form, independent of both system size and critical exponent reg .

Structural disorder as site- or bond-dilution deserves much attention since it moves an ideal model closer towards true physical systems which can be found in nature. However the number of works dedicated to this aspect in the 2D XY model is not mirrored in the great importance of the topic. Harris criterion [17] implies that energy-coupled disorder has no effect on the universal properties (e.g. the critical exponents) at the transition temperature. The BKT universality class (and in particular the celebrated $(T_{\text{BKT}}) = \frac{1}{4}$) is thus unchanged by the introduction of quenched disorder, but one can expect highly non-trivial dependence of the low-temperature characteristics, like the spin-spin correlation function, on the concentration of spin-vacancies [21].

A non-magnetic site can change the interaction between topological defects which are responsible as it was mentioned above for the QLR0 [18,19,20]. The character of this influence is not completely clear up to now, for example, the question: when the QLR0 disappears as the concentration of vacant sites increases, has got different answers [20,21,22]. As it appears now, the most convincing scenario is that the QLR0 remains up to concentrations very close to the percolation threshold [21,22]. However we do not touch this question focusing mostly on the region far from the percolation threshold.

In this paper we investigate the concurrent influence of quenched site-dilution and finite size of the lattice on the properties of the 2D XY model. These two modifications together present a nice approach to investigation of real physical systems. To quantify the disorder-induced changes in the QLR0 phase we pay attention to the spin-spin correlation function exponent of the 2D XY model with quenched site-dilution, dil . It describes not only the

decay of the correlation function with the distance but also the vanishing of the magnetisation in a finite system with increase of the lattice size and the divergence of the susceptibility in the same limit. The analytic approach we use here relies on the SWA and a perturbation expansion and is verified by MC simulations.

Also we will perform Monte Carlo simulations for a wide range of 2D XY-spin systems of different sizes at different temperatures and with different concentrations of impurities. Systems explored in computer experiments are always finite, thus they possess a non-vanishing mean value of magnetisation. The instantaneous magnetisation, which is the scalar value of the total sum of the spins divided by the number of sites, measured in a given state from the thermodynamical ensemble of states of the system is distributed with a certain law. The form of this distribution is the point of our interest as well.

The structure of the paper is the following: In the second section we give a description of the model and calculate analytically the spin-spin correlation function combining the SWA and perturbation expansion, we support the result by MC simulations. In Section 3 more details about MC simulations can be found. The results are presented in the form of ring functions and probability distribution functions of magnetisation. We analyse the plots and add an analytic calculation of the moments of magnetisation. We discuss the analytic and MC results and sketch the plans of future work in Conclusions and give two appendices with technical details of the calculations.

2 The spin-spin correlation function

In this section we give description of the diluted 2D XY model and explain the expansion applied to analyse the asymptotic behaviour of the spin-spin correlation function in the low temperature limit. The comparison with our Monte Carlo results is added to support the analytic approach.

2.1 The model

The regular 2D XY model (5) is equally described in the angle variables φ_r 's that are the angles between the spins and a certain fixed direction by the Hamiltonian

$$H_{\text{reg}} = \frac{1}{2} \sum_{\mathbf{r}, \mathbf{r}^0}^{\mathbf{X}, \mathbf{X}} J(\mathbf{r} - \mathbf{r}^0) \cos(\varphi_{\mathbf{r}} - \varphi_{\mathbf{r}^0}); \quad (5)$$

since $S_r^x S_{r^0}^x + S_r^y S_{r^0}^y = \cos(\varphi_{\mathbf{r}} - \varphi_{\mathbf{r}^0})$ for unit length spins. All the notations are the same as in (1).

We define a set of occupation numbers c_r 's that introduce disorder into the lattice:

$$c_r = \begin{cases} 1; & \text{if the site } r \text{ has a spin;} \\ 0; & \text{if the site } r \text{ is empty.} \end{cases} \quad (6)$$

The Hamiltonian modified with these numbers,

$$H = \frac{1}{2} \sum_{\mathbf{r}, \mathbf{r}^0}^X J(\mathbf{r} - \mathbf{r}^0) \cos(\mathbf{r} - \mathbf{r}^0) c_{\mathbf{r}} c_{\mathbf{r}^0}; \quad (7)$$

we will describe the model on a lattice with dilution. Setting a certain sequence of numbers $f_{\mathbf{r}} c_{\mathbf{r}}$ we are able to realize any configuration of lattice dilution with any desirable concentration of magnetic sites $c = \overline{c_{\mathbf{r}}}$. We are interested in some thermodynamical quantities which are dependent in this case on the configuration of impurities. To obtain observable values we will average the quantities of interest over all the possible configurations of non-magnetic sites; this is referred to as quenched disorder in the literature as in contrast to annealed disorder when magnetic and non-magnetic sites are in equilibrium and the configurational averaging has to be made already in the partition function [23]. We denote the configurational averaging as $\langle \dots \rangle$:

$$\langle \dots \rangle = \frac{1}{Y} \sum_{\mathbf{r}, c_{\mathbf{r}} = 0,1}^X [\dots] \quad (8)$$

(δ_{ij} are Kronecker deltas), here and below index \mathbf{r} in sums and products spans all sites of a 2D square lattice.

Since we restrict ourselves to the low temperature phase of the model we assume that the directions of spins on neighboring sites do not differ essentially. This allows us to pass to the SWA replacing $\cos(\mathbf{r} - \mathbf{r}^0)$ in the Hamiltonian with a quadratic form $1 - \frac{1}{2}(\mathbf{r} - \mathbf{r}^0)^2$. All the main features of the model are preserved in the low temperature limit in the Hamiltonian

$$H = H_0 + \frac{1}{4} \sum_{\mathbf{r}, \mathbf{r}^0}^X J(\mathbf{r} - \mathbf{r}^0) (\mathbf{r} - \mathbf{r}^0)^2 c_{\mathbf{r}} c_{\mathbf{r}^0} \quad (9)$$

where the first term in the expression can be regarded just as a shift in the energy scale, from now on we denote the second term by H for simplicity.

Using Fourier transformation of the variables:

$$c_{\mathbf{r}} = \frac{1}{N} \sum_{\mathbf{k}} e^{i\mathbf{k}\mathbf{r}} c_{\mathbf{k}}; \quad c_{\mathbf{k}} = \frac{1}{N} \sum_{\mathbf{r}} e^{-i\mathbf{k}\mathbf{r}} c_{\mathbf{r}}; \quad (10)$$

$$J(\mathbf{r}) = \frac{1}{N} \sum_{\mathbf{q}} e^{i\mathbf{q}\mathbf{r}} J(\mathbf{q}); \quad J(\mathbf{q}) = \sum_{\mathbf{r}} e^{-i\mathbf{q}\mathbf{r}} J(\mathbf{r});$$

where \mathbf{k} runs over the 1st Brillouin zone, one arrives at:

$$H = c^2 H_{\text{reg}} + H_1 + H_2; \quad (11)$$

with

$$H_1 = \frac{1}{2} \sum_{\mathbf{k}, \mathbf{k}^0}^X g_{\mathbf{k}, \mathbf{k}^0} c_{\mathbf{k} + \mathbf{k}^0} c_{\mathbf{k} - \mathbf{k}^0} \quad (12)$$

$$H_2 = \frac{1}{2} \sum_{\mathbf{k}, \mathbf{k}^0, \mathbf{q}}^X J(2\mathbf{q}) [c_{\mathbf{k} - \mathbf{k}^0 - \mathbf{q}} c_{\mathbf{k} - \mathbf{q}} c_{\mathbf{k}^0 + \mathbf{q}}] c_{\mathbf{k} - \mathbf{k}^0} \quad (13)$$

where

$$g_{\mathbf{k}, \mathbf{k}^0} = \frac{1}{N} \sum_{\mathbf{r}} e^{i\mathbf{q}\mathbf{r}} (c_{\mathbf{r}} - c); \quad (14)$$

$$g_{\mathbf{k}, \mathbf{k}^0} = \frac{k + k^0}{k} \frac{k - k^0}{k}; \quad (15)$$

$$c_{\mathbf{k}} = \frac{1}{2} (\cos k_x a + \cos k_y a); \quad (16)$$

The last relation is true for a square lattice with spacing a and the nearest neighbours interaction of strength J . It is important to stress that the first term in the Hamiltonian can be regarded as the SWA Hamiltonian of the model on a pure (undiluted) lattice with a renormalised coupling. We can use it and write thermodynamical averaging with respect to the Gibbs distribution as

$$\langle \dots \rangle = \frac{\text{Tr} \left[\dots e^{-\beta(H + H_2)} \right]}{\text{Tr} \left[e^{-\beta(H + H_2)} \right]}; \quad (17)$$

where the notation $\langle \dots \rangle$ is used for thermodynamical averaging with the Hamiltonian of the pure system:

$$\langle \dots \rangle = \frac{\text{Tr} \left[\dots e^{-\beta H_{\text{reg}}} \right]}{\text{Tr} \left[e^{-\beta H_{\text{reg}}} \right]}; \quad (18)$$

$$\text{Tr}(\dots) = \sum_{\mathbf{k} \in B} \dots d_{\mathbf{k}}^c d_{\mathbf{k}}^s (\dots);$$

where $c_{\mathbf{r}} < 1$, $s_{\mathbf{r}} = 1 - c_{\mathbf{r}}$, and in order to keep the same number N of variables the product has to be taken over a half of the 1st Brillouin zone which we have denoted as $B = \frac{1}{2}$. It was possible to extend the integration region to $(-1; +1)$ because of the Gaussian form of the Boltzmann factor that stands in the integrals.

2.2 The expansion in $f_{\mathbf{q}}$

Let us note, that the transformation (11) of the Hamiltonian (9) is exact, although it looks like a perturbation expansion in c . In the forthcoming calculations in order to perform configurational averaging we expand any thermodynamical quantity of interest $\langle H(f_{\mathbf{q}}) \rangle$ in terms of functional variables $f_{\mathbf{k}}$'s, Eq.(14):

$$\langle H(f_{\mathbf{q}}) \rangle = \langle H(f_0) \rangle + \sum_{\mathbf{k}} f_1(\mathbf{k}) c_{\mathbf{k}} + \sum_{\mathbf{k}, \mathbf{k}^0} f_2(\mathbf{k}; \mathbf{k}^0) c_{\mathbf{k} - \mathbf{k}^0} c_{\mathbf{k} + \mathbf{k}^0} + \sum_{\mathbf{k}, \mathbf{k}^0, \mathbf{k}^{00}} f_3(\mathbf{k}; \mathbf{k}^0, \mathbf{k}^{00}) c_{\mathbf{k} - \mathbf{k}^0} c_{\mathbf{k} - \mathbf{k}^{00}} c_{\mathbf{k}^0 + \mathbf{k}^{00}} + \dots$$

Since $f_{\mathbf{k}}$'s characterize the deviation from the completely homogeneous disorder in the Hamiltonian they can be considered as parameters of perturbation. Note that a power of c corresponds to the number of sums over \mathbf{k} in (19). A classification of the perturbation theory series with respect to the number of sums over \mathbf{k} corresponds to the expansion in the ratio of the volume of effective interaction to the elementary cell volume [24]. Taking this ratio

to be small means that it is valid for the short-range interacting systems, which holds for our problem. As far as we don't make any assumption about weakness of disorder, we may expect that accordance of results of this expansion with the MC simulations should not be very sensitive to the value of dilution (1/c) (but of course still far enough from the percolation threshold where the whole approach fails).

In the calculations presented below we limit ourselves to the third order term in the expansion. Then it is not difficult to perform averaging over configurations of disorder using the equalities:

$$\begin{aligned}\overline{q} &= 0; \\ \overline{q q^0} &= c(1-c)\frac{1}{N} q + q^0; 0; \\ \overline{q q^0 q^{00}} &= c(1-3c+2c^2)\frac{1}{N^2} q + q^0 + q^{00}; 0\end{aligned}\quad (20)$$

which can be obtained easily from (8).

2.3 The asymptotic behaviour of the spin-spin correlation function

The spin-spin correlation function of the diluted 2D XY model,

$$G_2(R) = \overline{h_{r+r+R} \cos(r+R-r)}; \quad (21)$$

can be written in the Fourier variables (10) as

$$\frac{1}{N} \sum_k h_{r+r+R} \cos(r+R-r) = \frac{1}{N} \sum_k \left(\frac{c}{k} \frac{c}{k} + \frac{s}{k} \frac{s}{k} \right)$$

with

$$\begin{aligned}\frac{c}{k} &= \cos kr - \cos k(r+R); \\ \frac{s}{k} &= (\sin kr - \sin k(r+R));\end{aligned}\quad (22)$$

Writing the expansion (19) and applying the equalities (20) we arrive (see appendix A) at the next expression:

$$\begin{aligned}G_2(R) &= \frac{c^2}{N} \overline{h \cos(r+R-r)} \\ &= \frac{1}{N^3} \sum_k \frac{1}{c^3} \frac{1}{J} \frac{1}{N^2} \sum_{k,j,k^0} g_{k,j,k^0} g_{k^0,j,k} \frac{\sin^2 \frac{kR}{2}}{k} \\ &+ \frac{1}{N^4} \frac{3c+2c^2}{c^4} \frac{1}{J} \frac{2}{N} \sum_k \frac{\sin^2 \frac{kR}{2}}{k} \\ &+ \frac{1}{N^3} \sum_{k,j,k^0,k^{00}} g_{k,j,k^0} g_{k^0,j,k^{00}} g_{k^{00},j,k} \frac{\sin^2 \frac{kR}{2}}{k} : \quad (23)\end{aligned}$$

Since Eq.(23) is already configurationally averaged it does not contain the 's any more, so the correspondence with the orders of the expansion (19) is not obvious. Let us explain the origin of each term. The unity corresponds

to the zeroth-order in $\frac{1}{N}$, the first-order term is identically vanishing as follows from (20), and the second- and third-order terms in $\frac{1}{N}$ can be distinguished by their coefficients that are clear from (20). The second-order term contains two sums according to the expansion (19). At the same time the third-order term contains, except the triple sum, a sum over one k : the summation over two remaining k 's was possible to carry out explicitly in this particular case.

For our purpose it is enough to get the leading asymptotics of the sums that stand in the expression (23) when $N \rightarrow \infty$ and $R \rightarrow \infty$ (see Appendix B):

$$\begin{aligned}\frac{1}{N} \sum_k \frac{\sin^2 \frac{kR}{2}}{k} &= \text{const} + \frac{1}{2} \ln \frac{R}{a}; \\ \frac{1}{N^2} \sum_{k,j,k^0} g_{k,j,k^0} g_{k^0,j,k} \frac{\sin^2 \frac{kR}{2}}{k} &= \text{const}^0 + \frac{0.73}{2} \ln \frac{R}{a}; \\ \frac{1}{N^3} \sum_{k,j,k^0,k^{00}} g_{k,j,k^0} g_{k^0,j,k^{00}} g_{k^{00},j,k} \frac{\sin^2 \frac{kR}{2}}{k} &= \text{const}^{00} + \frac{0.27}{2} \ln \frac{R}{a}.\end{aligned}$$

Inserting these expressions in (23) it is possible to write the pair correlation function for small enough temperatures in the power law form:

$$G_2(R) = c^2 (R=a)^{\text{dil}}; \quad (24)$$

Reminding the spin-spin correlation function exponent of the pure system, reg , given in the SWA by Eq.(3), we write

$$\text{dil} = \text{reg} + \frac{1}{c^2} + 0.73 \frac{1}{c^3} - 2.27 \frac{(1-3c+2c^2)}{c^4}; \quad (25)$$

In fact, as it can be seen from Appendix B, this result is true not only in the thermodynamic limit but also for a system of finite large enough size N . The first term in the brackets, $1/c^2$, corresponds to the zeroth order of the $\frac{1}{N}$ -expansion, the first-order term is identically vanishing as was already noted before, the second and third terms in the brackets correspond to the second- and third-order terms of the $\frac{1}{N}$ -expansion respectively. In the next subsection we evaluate formula (25) and compare this result with the MC experiments.

2.4 Comparison with the Monte Carlo results for the exponent of the spin-spin correlation function

In order to check Eq.(25), we have performed simulations of 2D XY-spins using Wolff cluster Monte Carlo algorithm [25]. We only mention here the main features of the simulations used in order to obtain the exponent dil . We discard typically 10^5 sweeps for thermalization, and the measurements are performed with typically 10^5 production sweeps. Averages over disorder are performed using typically 10^3 samples. There is no need of a better statistics, since we are far from the BKT point (in the vicinity of the deconfining transition, the presence of many topological defects is an obstacle to thermalization as it can be

shown empirically by the analysis of autocorrelation time (see e.g. Ref. [26]). The boundary conditions are chosen periodic and the critical exponent (τ) of the correlation function is measured indirectly through the finite-size scaling behaviour of the magnetisation

$$M_T(L) \sim L^{-\chi(\tau)}; \quad \chi(\tau) = \frac{1}{2}(\tau); \quad (26)$$

where the last scaling relation holds in two dimensions ($L = N$ is the linear size of the lattice).

In Fig. 1, we compare the ratio $\eta^{\text{dil}} = \eta^{\text{reg}}$ evaluated analytically by keeping terms from the 1st to 3rd order in c -expansions with the MC data. One can see that up to the third order the analytic curves approach step by step the MC data: the 0th order seems to be a rough approximation, the 2nd order curve lies closer to the MC data, but still much below, and the third order curve seems to fit the MC results better, although it doesn't give perfect accordance. Of course this fact does not allow to conclude in favour of a similar agreement for higher orders, and it is possible that the expansion will not show any convergence at all. On the other hand, having more perturbation theory contributions at hand one can attempt to apply a resummation technique to improve its convergence, similarly as it is commonly done analyzing field-theoretical expansions [27].

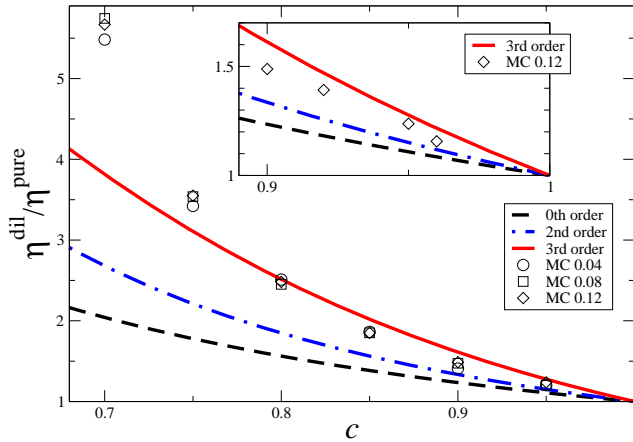


Fig. 1. The comparison between the MC data and the analytic results for the ratio $\eta^{\text{dil}} = \eta^{\text{reg}}$ as a function of concentration of occupied sites c obtained in different orders of the c -expansion.

Anyway, comparing outcomes of our analytical and MC treatments presented in Fig. 1 one arrives at the conclusion about good agreement within concentrations from $c = 0.75$ to $c = 1$ at least up to the third order of the perturbation expansion.

Let us proceed further investigating magnetization and its distribution in a finite-size system.

3 The magnetisation probability distribution

In this section we obtain and discuss the probability distribution function of magnetisation obtained in Monte Carlo

simulations of a two-dimensional XY-spin system, performed for different sizes of the lattice, temperatures and concentrations of impurities. We support the MC analysis with an analytic treatment of the magnetisation probability distribution in a model of finite size using the same approach as for the spin-spin correlation function.

3.1 The probability distribution functions

In subsection 2.4 we obtained the spin-spin correlation function decay exponent by use of the finite size scaling relation (26) for the magnetisation measured in MC simulations. At the same time the probability distribution function (PDF) of magnetisation itself deserves much attention since it appears to be of non-trivial form. As we mentioned in Introduction it is known that it is non-Gaussian in the pure 2D XY model. In the case of structural disorder we can expect also dependence on concentration of dilution.

We define instantaneous magnetisation as the scalar value of the total sum of the spins divided by the number of sites,

$$m = \frac{1}{N} \sum_r c_r S_r; \quad (27)$$

measured in a given state from the thermodynamical ensemble of states of the system with a fixed configuration of structural disorder. The probability to find the system in a state with magnetisation m , $P_{\text{conf}}(m)$, considered as a function of m is called the probability distribution function (PDF) of magnetisation or just the magnetisation probability distribution.

The thermodynamical mean value of magnetisation defined through the usual procedure of the thermodynamical averaging with the Hamiltonian of the system H :

$$\langle m \rangle = \frac{\text{Tr } m e^{-\beta H}}{\text{Tr } e^{-\beta H}}; \quad (28)$$

can be written then in terms of the PDF as

$$\langle m \rangle = \int_0^1 m P_{\text{conf}}(m) dm; \quad (29)$$

We define also the p th moment of magnetisation as

$$M_p = \langle m^p \rangle = \int_0^1 m^p P_{\text{conf}}(m) dm; \quad (30)$$

In this place it is important to emphasize that the magnetization m , which stands in the integral in (29), differs from that defined by Eq. (27), since in (29) m just plays the role of the integration variable which doesn't depend on the microscopic state of the system. The PDF, $P_{\text{conf}}(m)$, is already a thermodynamic characteristic depending only on a macroscopic state of the system. It can be seen from the well known property of probability distribution functions that a PDF is defined uniquely by its moments [29]:

$$P_{\text{conf}}(m) = \frac{1}{Z} \int \frac{dx}{2} e^{imx} \sum_{p=0}^{\infty} \frac{(ix)^p}{p!} M_p : \quad (31)$$

The moments are thermodynamically averaged quantities, so it follows that the PDF of magnetization is a thermodynamic quantity too and depends on m only as on a parameter, however to find an analytic expression for the PDF is not a trivial task even for the pure model.

Thus the mean magnetisations defined by Eq.(28) and Eq.(29) being the same are obtained by different procedures.

Since we investigate observable quantities here we should look at the configurationally averaged values of magnetisation and its moments. In terms of the PDF it means that $P_{\text{conf}}(m)$ must be averaged over the whole range of possible configurations of impurities with a fixed concentration. Then the mean magnetisation and its moments can be written as:

$$\overline{m} = \int_0^1 m P(m) dm \quad (32)$$

and

$$\overline{M_p} = \int_0^1 m^p P(m) dm ; \quad (33)$$

where $P(m) = \overline{P_{\text{conf}}(m)}$ is the configurationally averaged PDF.

The PDF of magnetization is very suitable for further analysis of results obtained in Monte Carlo simulations. In Fig. 2 we illustrate the procedure of configurational averaging of MC data. From different curves of $P_{\text{conf}}(m)$ obtained for different realizations of dilution we draw one averaged curve which is $P(m)$.

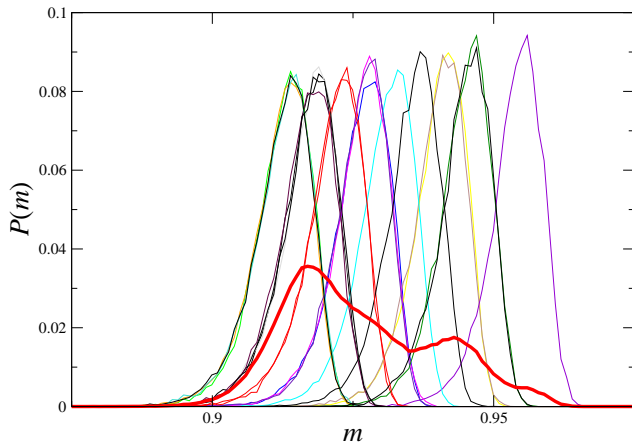


Fig. 2. The probability distributions of magnetisation for twenty different realizations for a system of size $L = 16$ at dilution $c = 0.95$ at a temperature $k_B T = J = 0.1$. The thick line is the average probability distribution, still very bumpy with so few configurations.

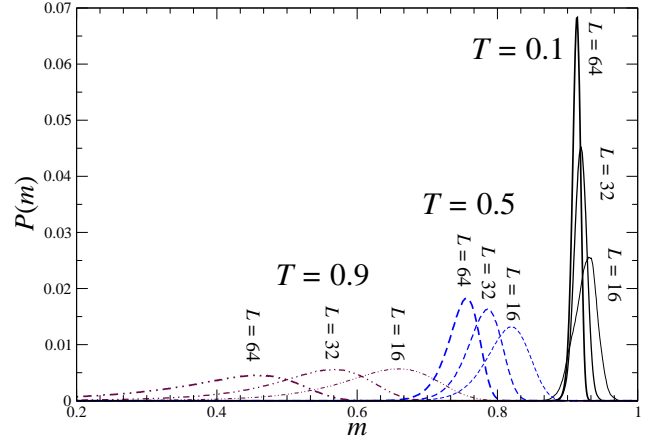


Fig. 3. The average distributions over 10^3 samples at temperatures $k_B T = J = 0.1, 0.5$ and 0.9 for systems of increasing sizes $L = 16, 32, 64$.

In the pure 2D XY model two of the main features of the PDF are that the form of the distribution at fixed temperature is universal, i. e. it does not depend on the size of the system, and it is non-Gaussian. These two statements have been derived analytically and verified by MC simulations [13,16,15].

Fig. 3 illustrates the MC results for size dependence of the PDF of magnetisation in a diluted 2D XY-spin system with concentration of spins $c = 0.95$ at three different temperatures. We see that at fixed temperature the mean magnetisation becomes smaller for bigger lattices as it should be according to Eq.(4) in the case of a pure system. From the curves for low temperatures it is clear that the form of the distributions is non-Gaussian like in the pure model. What is more interesting is that the form of the distributions is noticeably different for different sizes. It seems to be in contradiction with results for the pure model [13,16,15].

A suitable parameter that can characterize the form of a PDF is the variance: $\sigma^2 = \overline{M_2} - \overline{M_1}^2$. It has been proved that in the pure 2D XY model it is independent of system size. Here we see in Fig.3 a different qualitative behaviour, the variance, which is proportional to width and flatness of the distribution, grows as the size of the lattice decreases.

Since we simulated a diluted system, this must be the result of non-magnetic impurities influence. It calls for an analytic explanation of this dependence in Subsection 3.3.

3.2 The ring functions

Another way to display the magnetisation probability distribution observed in MC simulations is to draw a ring function which is defined in the next way. A ring function is obtained when one plots the successive values of the magnetisation (for each Monte Carlo step) in the plane (m_x, m_y) where m_x and m_y are the two components of the magnetisation (see Fig.4). In fact it contains the same

information as a PDF, the difference is that in a ring function we can see the distribution of the vector of magnetisation, its form however is symmetric around the point $m = 0$, i.e. there is no preferable direction (this is the signature of rotational invariance of the Q LRO phase), and the probability, $P(m_x; m_y)$, is mirrored in density of the points.

Since the algorithm used here is a cluster algorithm specially dedicated to this type of spin systems, the successive spots are essentially uncorrelated. This is a very different situation with a Metropolis algorithm where the successive spots would be correlated (see Ref. [13]).

We are interested in the temperature dependence of a ring function of magnetisation in a diluted 2D XY-spin system with fixed size and concentration of impurities. For this purpose ring functions for a system of size $L = 16$ at dilution $c = 0.95$ for three different temperatures, $k_B T = J = 0.1, 0.5$ and 0.9 , are shown in Fig. 4. The outer ring functions (color on-line) represent the pure system of the same size and at the same temperatures. The first feature that one can notice is that the radius of the rings of higher density of the "diluted" ring functions is smaller for all temperatures than that of the corresponding "pure" ring functions. This is due to the fact that we consider the magnetisation per site taking all sites into account and in a system with impurities there are missing spins.

In which concerns the temperature dependence of the ring function, it is visible that the mean magnetisation tends to zero as the temperature increases in both pure and diluted system. When for the pure 2D XY model this behaviour follows from Eq.(4) (since $k_B T \rightarrow 0$), it must be verified analytically for the case of a model with site-dilution, what is done in Subsection 3.3. Another feature of the temperature-behaviour which can be noticed in Fig. 4 is that the high-density region is wider for higher temperatures and approaches a delta-function as the temperature goes to zero, this feature is well known from MC and analytic investigations of the pure 2D XY model [13,15].

Except the difference in position of the density peaks of the ring functions caused by the difference in the total numbers of spins, there are no qualitative differences in the form of the "diluted" and "pure" ring functions obtained at the same temperature for the value of concentration of magnetic sites $c = 0.95$. Their widths are approximately the same and both distributions show clear non-Gaussian character for higher temperatures which lies in the visible fact that more points are situated in the inner region of the ring functions than out of the rings of the highest density.

The discussion above concerns relatively weak dilution with $c = 0.95$. The situation appears quite different when the dilution becomes stronger. In Fig. 5 we show a ring function for a system of the same size as in the previous figure at temperature $k_B T = J = 0.1$ but with much stronger dilution, $c = 0.70$. One can see now that in a system with sufficient number of non-magnetic impurities the high-density region of the ring function is much wider than in a pure system at the same temperature. We can conclude thus that the variance that characterizes the width

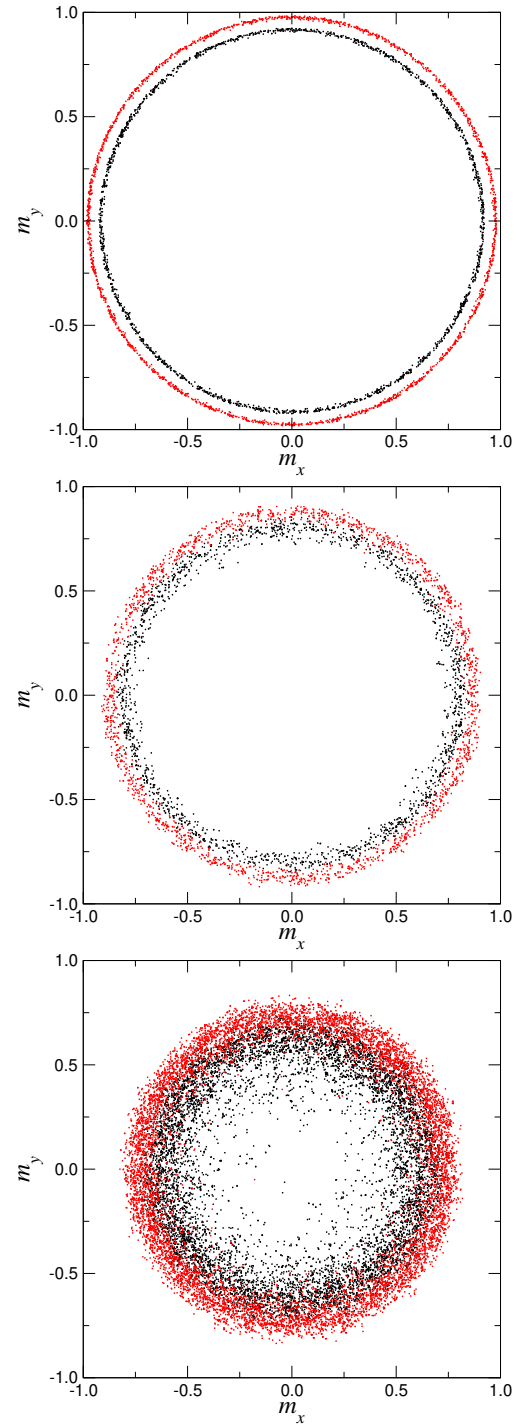


Fig. 4. Ring functions for a system of size $L = 16$ at dilution $c = 0.95$ for temperatures (from top to bottom) $k_B T = J = 0.1, 0.5$, and 0.9 . The outer ring function (color on-line) represents the pure system.

of the distribution must be dependent on concentration of dilution in a 2D XY model with structural disorder. This non-trivial observation calls for an analytic support which is the point of the next subsection.

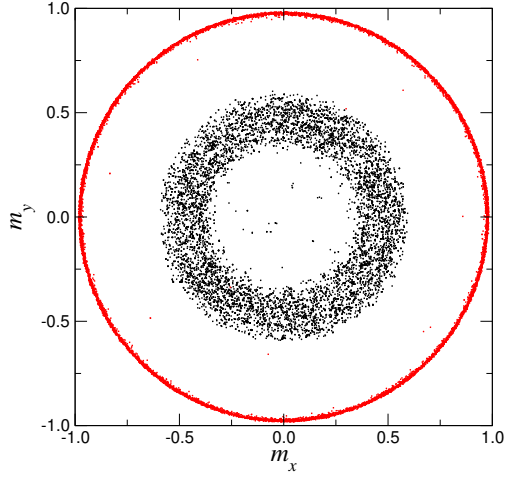


Fig. 5. A ring function for a system of size $L = 16$ at dilution $c = 0.70$ for temperature $k_B T = J = 0.1$. The outer ring function represents the pure system.

3.3 Analytic calculation of magnetisation and its moments

In this subsection we present an analytic analysis of the PDF of magnetisation in the 2D XY model in the case of structural disorder. We use here the same scheme that was presented in Section 2 to obtain the moments of magnetisation which define the magnetisation probability distribution through Eq.(31).

It is convenient for analytic calculation to rewrite the instantaneous magnetization (27) as

$$m = \frac{1}{N} \sum_r c_r \cos(\theta_r - \bar{\theta}); \quad (34)$$

where $\bar{\theta} = \frac{1}{N} \sum_r \theta_r$ is the algebraic mean of the angle variables.

Since we are interested in observable quantities we must consider configurationally averaged moments of magnetization:

$$\overline{M_p} = \overline{\langle m^p \rangle} = \frac{1}{N^p} \sum_{r_1, \dots, r_p} \overline{c_{r_1} \dots c_{r_p} \cos(\theta_{r_1} - \bar{\theta}) \dots \cos(\theta_{r_p} - \bar{\theta})};$$

where we denoted $\theta_r = \theta_r - \bar{\theta}$. Note here that the 1st moment of magnetisation,

$$\overline{M_1} = \frac{1}{N} \sum_r \overline{h c_r \cos \theta_r} = \overline{h c_0 \cos \theta_0};$$

is just the mean magnetisation \overline{m} by definition.

Passing from the product of cosines to a sum we write the $(n+1)$ th moment as

$$\overline{M_{n+1}} = \frac{1}{2^n N^n} \sum_{r_1, \dots, r_n} \sum_{i=1}^n \overline{h c_{r_1} \dots c_{r_n} \cos(\theta_{r_1} - \bar{\theta}) \dots \cos(\theta_{r_n} - \bar{\theta})} \quad (35)$$

The expression that stands in the sums in (35) can be written in Fourier variables as:

$$\overline{h c_{r_1} \dots c_{r_n} \cos(\theta_{r_1} - \bar{\theta}) \dots \cos(\theta_{r_n} - \bar{\theta})} = \overline{c_0 c_{r_1} \dots c_{r_n} \cos \frac{1}{N} \sum_k (c_k c_k + s_k s_k)}$$

with

$$\begin{aligned} c_k &= 1 + \frac{1}{N} \cos k r_1 + \frac{1}{N} \cos k r_n; \\ s_k &= \left(\frac{1}{N} \sin k r_1 + \frac{1}{N} \sin k r_n \right); \end{aligned} \quad (36)$$

Substituting in (35) the result for the above expression obtained in Appendix A in the third order approximation in the ϵ -expansion, Eq.(50), we get

$$\begin{aligned} \overline{M_{n+1}} &= \frac{c^{n+1}}{2^n N^n} \sum_{r_1, \dots, r_n} \sum_{i=1}^n \overline{h \cos(\theta_{r_1} - \bar{\theta}) \dots \cos(\theta_{r_n} - \bar{\theta})} \\ &= \frac{1}{J} \frac{1}{4c^3} \frac{1}{N^2} \sum_{k, j \neq 0} g_{k, j} g_{k, 0} g_{k, 0} g_{k, 0} + \frac{1}{c^4} \frac{3c + 2c^2}{c^4} \\ &\quad \frac{1}{2N} \sum_k \frac{1}{k} \frac{1}{4N^3} \sum_{k, j \neq 0} g_{k, j} g_{k, 0} g_{k, 0} g_{k, 0} \frac{1}{k} \\ &\quad \sum_{i < j} \sum_{i=1}^n \cos k(r_i - r_j) \end{aligned} \quad (37)$$

with $g_{k, j}$ given by Eq.(15). Then, using the result for a quantity of the type $\overline{\cos \frac{1}{N} \sum_k (c_k c_k + s_k s_k)}$ from Appendix A, Eq.(45), we write in the low-temperature limit

$$\overline{h \cos(\theta_{r_1} - \bar{\theta}) \dots \cos(\theta_{r_n} - \bar{\theta})} = \frac{1}{4c^2} \frac{1}{JN} \sum_k \frac{1}{k} \sum_{i < j} \sum_{i=1}^n \cos k(r_i - r_j); \quad (38)$$

Substituting this expression in (37) we are able to sum over all i 's by help of the obvious equalities:

$$\sum_{i=1}^n \cos k(r_i - r_j) = \cos k(r_j - r_j) = 1;$$

Then the $(n+1)$ th moment of magnetisation reads as:

$$\begin{aligned} \overline{M_{n+1}} &= c^{n+1} \frac{1}{J} \frac{1}{4c^2} \frac{1}{N} \sum_{k \neq 0} \frac{1}{k} \\ &\quad \frac{1}{4c^3} \frac{1}{N^2} \sum_{k, j \neq 0} g_{k, j} g_{k, 0} g_{k, 0} g_{k, 0} \frac{1}{k} + \frac{1}{2c^4} \frac{3c + 2c^2}{2c^4} \\ &\quad \frac{1}{N} \sum_k \frac{1}{k} \frac{1}{2N^3} \sum_{k, j \neq 0} g_{k, j} g_{k, 0} g_{k, 0} g_{k, 0} \frac{1}{k} : \end{aligned} \quad (39)$$

In the limit $N \rightarrow \infty$ we find for the sums in §9) (see Appendix B):

$$\frac{1}{N} \sum_k \frac{1}{k} = \text{const} + \frac{1}{2} \ln N;$$

$$\frac{1}{N^2} \sum_{k, k^0} X_{k, k^0} g_{k, k^0} g_{k^0, k} \frac{1}{k} = \text{const}^0 + \frac{0.73}{2} \ln N ;$$

$$\frac{1}{N^3} \sum_{k, k^0, k^{00}} X_{k, k^0, k^{00}} g_{k, k^0} g_{k^0, k} g_{k^{00}, k} \frac{1}{k} = \text{const}^{00} + \frac{0.27}{2} \ln N ;$$

For small enough temperatures it is now possible to write the p th moment of magnetisation in the form :

$$\overline{M_p} = c^p N^{\frac{p}{4} \text{dil}} \quad (40)$$

with the exponent dil given by Eq.(25). The equality (40) can be rewritten as

$$\overline{M_p} = \overline{M_1}^p ; \quad (41)$$

As far as all higher moments $\overline{M_p}$ can be trivially expressed in terms of $\overline{M_1}$ this relation implies absence of multifractality and it differs from that for the pure model in [5]:

$$\overline{M_n} = \overline{M_1}^n \left(1 + \frac{1}{(J)^2} \frac{n(n-1)}{16N^2} \sum_{q \neq 0} \frac{1}{q^2} + \dots \right) ;$$

since we neglected all the terms in the expansion containing powers of $1/(J)$ higher than one. In fact the relation (41) corresponds to a delta distribution of the probability of magnetisation (when the variance is equal to zero) that is close to the truth only for very low temperatures.

At the same time the mean value of magnetisation which can be obtained from Eq.(40) in the particular case $p = 1$:

$$\overline{M_1} = c N^{\frac{1}{4} \text{dil}} ; \quad (42)$$

recovers the finite-size scaling relation [6] and accords well with our MC simulations (see Fig.1).

4 Conclusions

Two important modifications, quenched site-dilution and finiteness of the lattice, were brought to the usual 2D XY model in order to investigate quasi-long-range ordering, which appears in this model at low temperatures, in conditions closer to that in real many-particle system present in nature.

We proposed a method of an analytic treatment of the 2D XY model with structural disorder based on the SWA and a sort of perturbation expansion in the parameter characterising deviation from the pure system with the renormalised coupling strength. Computing the perturbation expansion up to the third order we arrived at the result for the spin-spin correlation function decay exponent dil , Eq.(25), which appears to be non-universal and depends besides temperature also on concentration of non-magnetic impurities in the system. Our analytic result shows nice accordance with MC simulations for a wide range of dilution concentrations (Fig.1). We see that up to the third order in the expansion the analytic results for

the exponent converges to the MC data with every next order.

We also took into account the finiteness of the lattice which appears to be negligible for the exponent dil but brings on stage another important property of the 2D XY model: non-vanishing magnetisation that tends to zero with a power law as the size of the lattice increases. Monte Carlo simulations of diluted 2D XY-spin systems with different sizes, concentrations of dilution and temperatures, presented in terms of magnetisation probability distribution, show some interesting features that differ essentially from the case of the pure model in the same conditions. We observed that the variance of the probability distribution function of magnetisation, which serves as a characteristic of the distribution form, i.e. depends on its width and flatness, is a function of temperature, system size and concentration of dilution in contrast to the pure 2D XY model where it depends on temperature only.

We applied our analytic approach to compute the moments of magnetisation that define the probability distribution function (and its variance) but failed to explain the features present in our MC simulations because of the roughness of our approximations. At the same time the analytic calculations give a good result for the magnetisation itself in the diluted model, we found the power law decay with system size, Eq.(42), that accords with the finite-size scaling [6].

The convergence of the perturbation expansion applied in the analytic treatment is not undoubted but from our results we can conclude that up to the third order it gives nice accordance with the MC data. Further analysis of this question will be a subject of a separate study. Another direction of future work would be to implement the same type of perturbation expansion within the Villain model [8] and to explore the deconfining transition of the diluted model. Here the interesting part of the question does not come across the value of the exponent, but rather in the way the vacancies couple to the unbinding mechanism.

Acknowledgement: We acknowledge the CNRS-NAS exchange programme and I.V. Stasyuk for a useful discussion. We also thank H. Chamati for interesting correspondence.

Appendix A

In this appendix we give a detailed calculation of a quantity of the type:

$$\sum_{c_1, r_1}^* \frac{1}{N} \sum_k X_{c_1, r_1, k} \left(\frac{c_k}{k} + \frac{s_k}{k} \right) ; \quad (43)$$

used while computing the spin-spin correlation function and the mean magnetisation of a finite-size system and its higher moments.

where the sums in the brackets run over all possible ways of choosing the pairs of k 's in the delta-symbols. Averages h_{k, k^0} , h_{k_1, k_2, k_3, k_4} and $h_{k_1, k_2, k_3, k_4, k_5, k_6}$ can be obtained from (47)–(49) putting all the k 's equal to zero.

Substituting these results in (44) and applying (20) we arrive at the expression:

$$\begin{aligned} & \frac{D}{c_{r_1}} \frac{P}{r_1} \cos \frac{1}{N} \sum_k \left(\frac{c}{k} \frac{c}{k} + \frac{s}{k} \frac{s}{k} \right) \frac{E}{E} \quad (50) \\ & = \frac{D}{c^1} \cos \frac{1}{N} \sum_k \left(\frac{c}{k} \frac{c}{k} + \frac{s}{k} \frac{s}{k} \right) \frac{1}{J} \\ & \quad \frac{1}{4c^3} \frac{1}{N^2} \sum_{k, k^0} g_{k, k^0} g_{k^0, k} \frac{k}{k} \frac{k}{k} \frac{1}{2c^4} \frac{3c + 2c^2}{2c^4} \\ & \quad \frac{1}{N} \sum_k \frac{k}{k} \frac{1}{2N^3} \sum_{k, k^0, k^{00}} g_{k, k^0} g_{k^0, k} g_{k^{00}, k} \frac{k}{k} \frac{k}{k} \end{aligned}$$

with g_{k, k^0} given by (15). We have neglected terms that vanish in the thermodynamic limit and terms containing higher powers of $1/J$, since we consider low temperatures.

Appendix B

We are interested in the asymptotic behaviour of the sums:

$$\begin{aligned} S_1(R; N) &= \frac{1}{N} \sum_{q \neq 0} \frac{\sin^2 \frac{qR}{2}}{q}; \\ S_2(R; N) &= \frac{1}{N^2} \sum_{q, q^0} g_{q, q^0} g_{q^0, q} \frac{\sin^2 \frac{qR}{2}}{q}; \\ S_3(R; N) &= \frac{1}{N^3} \sum_{q, q^0, q^{00}} g_{q, q^0} g_{q^0, q^{00}} g_{q^{00}, q} \frac{\sin^2 \frac{qR}{2}}{q}; \\ S_1(N) &= \frac{1}{N} \sum_{q \neq 0} \frac{1}{q}; \\ S_2(N) &= \frac{1}{N^2} \sum_{q, q^0} g_{q, q^0} g_{q^0, q} \frac{1}{q}; \\ S_3(N) &= \frac{1}{N^3} \sum_{q, q^0, q^{00}} g_{q, q^0} g_{q^0, q^{00}} g_{q^{00}, q} \frac{1}{q}; \end{aligned}$$

with g_{q, q^0} given by Eq. (15), when $R \rightarrow 1$ and $N \rightarrow 1$.

The singularity in $\frac{1}{q}$ in the point $q = 0$ defines the asymptotic behaviour of the sums. Thus we will have the same asymptotic behaviour after expanding the expressions in the sums for small q 's:

$$S_1(R; N) = c_1 + \frac{2}{a^2} \frac{1}{N} \sum_{q \neq 0} \frac{\sin^2 \frac{qR}{2}}{q^2};$$

$$S_2(R; N) = c_2 + \frac{1}{2N} \sum_{k \neq 0} (g_{k, k} - g_{k; k}) \frac{2}{a^2} \frac{1}{N} \sum_{q \neq 0} \frac{\sin^2 \frac{qR}{2}}{q^2};$$

$$S_3(R; N) = c_3 + \frac{1}{2N} \sum_{k \neq 0, k^0 \neq 0} g_{k, k^0} (g_{k, k^0} - g_{k; k^0}) \frac{2}{a^2} \frac{1}{N} \sum_{q \neq 0} \frac{\sin^2 \frac{qR}{2}}{q^2};$$

$$S_1(N) = c_1 + \frac{2}{a^2} \frac{1}{N} \sum_{q \neq 0} \frac{1}{q^2};$$

$$S_2(N) = c_2 + \frac{1}{2N} \sum_{k \neq 0} (g_{k, k} - g_{k; k}) \frac{2}{a^2} \frac{1}{N} \sum_{q \neq 0} \frac{1}{q^2};$$

$$S_3(N) = c_3 + \frac{1}{2N} \sum_{k \neq 0, k^0 \neq 0} g_{k, k^0} (g_{k, k^0} - g_{k; k^0}) \frac{2}{a^2} \frac{1}{N} \sum_{q \neq 0} \frac{1}{q^2};$$

$c_1, c_2, c_3, c_1, c_2, c_3$ are constants.

Numerical calculation gives

$$\begin{aligned} & \frac{1}{2N} \sum_{k \neq 0} (g_{k, k} - g_{k; k}) = 0.73; \\ & \frac{1}{2N} \sum_{k \neq 0, k^0 \neq 0} g_{k, k^0} (g_{k, k^0} - g_{k; k^0}) = 0.27; \end{aligned}$$

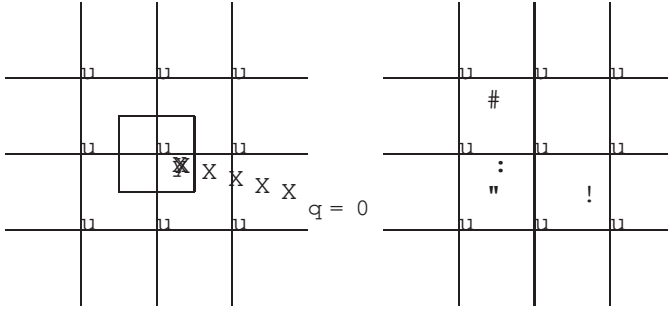
To get the asymptotic behaviour of the sums

$$\frac{2}{a^2} \frac{1}{N} \sum_{q \neq 0} \frac{\sin^2 \frac{qR}{2}}{q^2}; \quad \frac{2}{a^2} \frac{1}{N} \sum_{q \neq 0} \frac{1}{q^2}$$

we replace sums over the 1st Brillouin zone in the thermodynamic limit with integrals over continuous variables q_x, q_y , according to the formula

$$\sum_{q \neq 0} \rightarrow \frac{N a^2}{(2\pi)^2} \int dq_x \int dq_y + o(N^{-1})$$

We take into account the absence of the terms with $q = 0$ in the sums cutting out from the continuous domains of integration spaces around the points $q = 0$ with area equal to $\frac{(2\pi)^2}{N a^2}$:

Fig. 6. The cut out of the point $q = 0$

$$\begin{aligned} & < q_x & \frac{a}{a-N} ; \frac{a-N}{a} & [\frac{a-N}{a} ; \frac{a}{a-N}] \\ & : q_y & \frac{a}{a-N} ; \frac{a-N}{a} & [\frac{a-N}{a} ; \frac{a}{a-N}] \end{aligned}$$

We should stress here that the exact value of this area is not important for the asymptotic behaviour which is the point of our interest, it only must be proportional to $1/N$.

After passing to polar coordinates $q = \frac{2\pi}{a-N} ; \frac{2\pi}{a}$ and $r' \in (0; 2\pi)$ one can write

$$\frac{2}{a^2} \frac{1}{N} \sum_{q \neq 0} \frac{\sin^2 \frac{qR}{2}}{|j|} = \frac{1}{2\pi^2} \int_{\frac{2\pi}{a-N}}^{\frac{2\pi}{a}} dq \int_0^{2\pi} d' \frac{\sin^2 \frac{qR \cos r'}{2}}{q} \quad (51)$$

and

$$\frac{2}{a^2} \frac{1}{N} \sum_{q \neq 0} \frac{1}{|j|} = \frac{1}{2\pi^2} \int_{\frac{2\pi}{a-N}}^{\frac{2\pi}{a}} \frac{dq}{q} \int_0^{2\pi} d' : \quad (52)$$

The integral in (52) gives $\frac{1}{2} \ln N$. So

$$\begin{aligned} S_1(N) &= c_1 + \frac{1}{2} \ln N ; \\ S_2(N) &= c_2 + 0.73 \frac{1}{2} \ln N ; \\ S_3(N) &= c_3 - 0.27 \frac{1}{2} \ln N : \end{aligned}$$

Now we are interested in the behaviour of the integral in (51) in the asymptotic case: $N \rightarrow 1$, $R \rightarrow 1$. After change of variables, $\frac{kR}{2} \rightarrow x$, we split the integrals over x in two parts:

$$\int_{\frac{R}{a-N}}^{\frac{2\pi}{a}} dx + \int_{\frac{R}{a-N}}^{\frac{2\pi}{a}} dx + \int_{\frac{R}{a-N}}^{\frac{2\pi}{a}} dx :$$

It is reasonable to assume that the ratio $\frac{(R=a)}{a-N}$ is small in the thermodynamical limit, then we choose ϵ small enough to change $\sin(x \cos r')$ in the limits $\frac{R}{a-N} ; \epsilon$ by

its argument. In the integral over the rest of the domain, $\frac{R}{a-N} ; \epsilon$, we substitute \sin^2 with its mean value $1/2$, this cannot change the asymptotic behaviour for a large R . Thus we have simply integrable functions now and one easily finds:

$$\begin{aligned} \frac{2}{a^2} \frac{1}{N} \sum_{q \neq 0} \frac{\sin^2 \frac{qR}{2}}{|j|} &= \frac{1}{2\pi^2} \int_{\frac{R}{a-N}}^{\frac{2\pi}{a}} x dx \int_0^{2\pi} d' \cos^2 r' \\ &+ \frac{1}{4\pi^2} \int_{\frac{R}{a-N}}^{\frac{2\pi}{a}} \frac{dx}{x} \int_0^{2\pi} d' = C + \frac{1}{2} \ln \frac{R}{a} : \quad (53) \end{aligned}$$

We neglected here terms containing small values $(R=a)^2/N$ and $1/N$ and collected terms with the fixed parameter ϵ in the constant C .

Finally we have:

$$\begin{aligned} S_1(R; N) &= c_1^0 + \frac{1}{2} \ln \frac{R}{a} ; \\ S_2(R; N) &= c_2^0 + 0.73 \frac{1}{2} \ln \frac{R}{a} ; \\ S_3(R; N) &= c_3^0 - 0.27 \frac{1}{2} \ln \frac{R}{a} : \end{aligned}$$

Note, that the above estimates hold for finite N as well.

References

1. P.M. Chaikin, T.C. Lubensky, Principles of condensed matter physics (Cambridge University Press, Cambridge 1995)
2. D.R. Nelson, Defects and geometry in condensed matter physics (Cambridge University Press, Cambridge 2002)
3. H.J.M. Janssen and H. Schmidt, J. Low Temp. Phys. 2, (1970) 371
4. F. Wegner, Z. Phys. 206, (1967) 465
5. V.L. Berezinskii, Sov. Phys. JETP 32, (1971) 493
6. J.M. Kosterlitz and D.J. Thouless, J. Phys. C: Solid State Phys. 6, (1973) 1181
7. J.M. Kosterlitz, J. Phys. C: Solid State Phys. 7, (1974) 1046
8. J. Villain, J. Physique 36, (1975) 581
9. S.T. Bramwell and P.C.W. Holdsworth, J. Phys. Condens. Matter 5, (1993) L53
10. N.D. Mermin and H.Wagner Phys. Rev. Lett. 22, (1966) 1133
11. P.C. Hohenberg, Phys. Rev. 158, (1967) 383
12. J. Tobochnik and G.V. Chester, Phys. Rev. B 20, (1979) 3761
13. P. Aicham bault, S.T. Bramwell and P.C.W. Holdsworth, J. Phys. A: Math. Gen. 30, (1997) 8363
14. B. Berche and R. Paredes, Cond. Matt. Phys. 8, (2005) 723
15. S.T. Bramwell, J.-Y. Fortin, P.C.W. Holdsworth, S. Peysson, J.-F. Pinton, B. Portelli and M. Sellitto, Phys. Rev. E 63, (2001) 041106-1
16. S.T. Banks and S.T. Bramwell, J. Phys. A: Math. Gen. 38, (2005) 5603
17. A.B. Harris, J. Phys. C 7, (1974) 1671

18. F M .Paula, A R .Pereira and G M .W ysin, Phys.Rev.B 72, (2005) 094425
19. G M .W ysin, A R .Pereira, I A .M arques, S A .Leonel and P Z .Coura, Phys.Rev.B 72, (2005) 094418
20. S A .Leonel, Phys.Rev.B 67, (2003) 104426
21. B . Berche, A I. Farinas-Sanchez, Yu. Holovatch and R . Paredes V ., Eur.Phys.J.B 36, (2003) 91
22. T . Surungan and Yu. Okabe, Phys. Rev. B 71, (2005) 184438
23. R .B rout, Phys.Rev. 115, (1959) 824
24. V G .Vaks, A I. Larkin and S A .P ikin, Sov.Phys. ZhEPF 53, (1967) 281
25. U .W ol , Nucl.Phys.B 322, (1989) 759
26. A I. Farinas-Sanchez, R .Paredes and B .Berche, Phys.Rev. E 72 (2005) 031711
27. J. Zinn-Justin, Quantum Field Theory and Critical Phenomena (Oxford University Press, Oxford 1996)
28. I. Dukovski, J. Machta and L. V .Chayes, Phys.Rev.E 65, (2002) 026702
29. B . Gnedenko, The theory of probability (Mir publishers, Moscow 1975)