

Fluctuations and topological melting transitions of quantum Hall stripes: nematics as anisotropic hexatics

A. M. Ettouhami

Department of Physics, University of Toronto, 60 St. George St., Toronto M5S 1A7, Ontario, Canada

C. B. Doiron

Department of Physics and Astronomy, University of Basel,
Klingelbergstrasse 82, CH-4056 Basel, Switzerland

R. Côté

Département de Physique, Université de Sherbrooke, Québec, Canada, J1K 2R1
(dated: March 23, 2022)

We study fluctuations and topological melting transitions of quantum Hall stripes near half-filling of intermediate Landau levels. Taking the stripe state to be an anisotropic Wigner crystal (AWC) allows us to identify the quantum Hall nematic state conjectured in previous studies of the 2D electron gas as an anisotropic hexatic. The transition temperature from the AWC to the quantum Hall nematic state is explicitly calculated, and a tentative phase diagram for the 2D electron gas near half-filling is suggested.

PACS numbers: 73.20.Qt, 73.43.-f, 64.70.Md

Introduction { Following theoretical predictions by Koulikov et al. [1] that the ground state of the 2D electron gas near half-filling of intermediate Landau levels (LLs), with index $N = 2$, is a striped state, and the subsequent experimental observation by Lilly et al. [2] of strongly anisotropic dc resistivities in the above mentioned range of fillings, it has been suggested [3, 4] that the striped ground state of a two-dimensional electron gas (2DEG) at low temperature may be viewed as a "quantum Hall smectic" (QHS), consisting of a weakly coupled stack of one-dimensional Luttinger liquids. This is a state that would only be stable at zero temperature, and which, by analogy with conventional liquid crystals [5], would give way through the proliferation of dislocations (see panels (a) and (b) of Fig. 1) to a "nematic" state at nonzero temperatures [6], in which translational symmetry is restored but rotational symmetry is still broken. This electronic "nematic" would then undergo a disclination unbinding transition into a fully isotropic fluid as temperature is raised above a critical temperature which has been estimated [7, 8] following standard Kosterlitz-Thouless (KT) arguments [5].

In this paper, we want to examine an alternative picture, in which the ground state of the 2DEG near half-filling of intermediate LLs is taken to be an anisotropic Wigner crystal (AWC), as suggested by Hartree-Fock (HF) [9, 10] and renormalization group (RG) [11] calculations. In this case, we find that dislocations melt the AWC at a nonzero temperature (that we shall explicitly evaluate below) into a "nematic" state with quasi-long-range orientational correlations, which we argue is nothing more than an anisotropic hexatic. Our results for the melting temperature of the AWC are consistent with experiments and with the idea of quantum Hall "nematics"

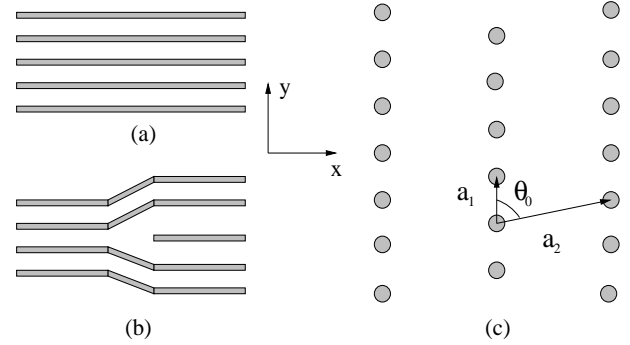


FIG. 1: Schematic view of (a) a smectic; (b) a smectic with an edge dislocation; and (c) an anisotropic Wigner crystal where the guiding centers of the electrons occupy the sites of an anisotropic triangular lattice.

conjectured in Refs. 3, 4.

Fluctuations of quantum Hall Wigner crystals { In what follows, we shall be interested in the elastic fluctuations of quantum Hall Wigner crystals. To fix ideas, we shall focus on the AWC which was found to minimize the cohesive energy of the 2DEG near half-filling in Ref. 10, and which is described by the lattice vectors $R_{n_1 n_2} = n_1 a_1 + n_2 a_2$, where $a_1 = \frac{2}{\sqrt{3}} \hat{y}$ and $a_2 = \frac{2}{\sqrt{3}} (\hat{y} + \hat{x})$, and where $\hat{x} = a \frac{1}{2} \hat{x}$ and $\hat{y} = \frac{2}{3a} \hat{y}$ (n_1 and n_2 being integers). In these expressions, a is a positive parameter such that $0 < a < 1$ which quantifies the degree of anisotropy of the lattice at a given partial filling factor ν , and which was determined through minimization of the cohesive energy of the system in Ref. 10; and $a = \sqrt{4/3}$ is the average spacing of a hexagonal lattice with $a = 0$ at the same value of ν . The elastic properties of such an anisotropic crystal can be described

by an elastic Hamiltonian of the form ($\mathbf{r} = x, y$):

$$H = \frac{1}{2} \int d\mathbf{r} d\mathbf{r}' C_{ijkl} (\mathbf{r} - \mathbf{r}') u_i(\mathbf{r}) u_j(\mathbf{r}') \quad (1)$$

where $u_i(\mathbf{r}) = \frac{1}{2} (\partial_i u_j + \partial_j u_i)$ is the linear strain tensor, $u_i(\mathbf{r})$ being the displacement field. For the particular case of a two-dimensional AW C, there are three compression moduli, $c_{11} = C_{1111}$, $c_{22} = C_{2222}$ and $c_{12} = C_{1122}$, and a single shear modulus $c_{66} = C_{1212}$.

The elastic fluctuations of the above AW C, taking into account the Lorentz-force dynamics imposed by the external magnetic field, can be described by the Gaussian action:

$$S = \frac{1}{2} \sum_{\mathbf{q}} \sum_{n=1}^2 \mathbf{u}(\mathbf{q}; !_n) D^{-1}(\mathbf{q}; !_n) \mathbf{u}(\mathbf{q}; !_n) \quad (2)$$

where the dynamical matrix $D^{-1}(\mathbf{q}; !_n)$ is given by:

$$D^{-1}(\mathbf{q}; !_n) = \frac{1}{2} (\mathbf{q}) + \frac{1}{2} \frac{1}{\omega_n^2} + \frac{1}{2} \frac{1}{\omega_c^2} \quad (3)$$

In the above expression, $!_n = 2\pi n k_B T / \hbar$ is a Matsubara frequency (k_B being Boltzmann's constant and T being temperature), $\frac{1}{2}$ is a mass density, ω_c is the cyclotron frequency, $\frac{1}{2}$ is the two-dimensional version of the antisymmetric Levi-Civita tensor, and we have introduced the elastic matrix $\frac{1}{2}(\mathbf{q})$, which has the following matrix elements:

$$\frac{1}{2}_{xx}(\mathbf{q}) = c_{11} q_x^2 + c_{66} q_y^2 \quad (4a)$$

$$\frac{1}{2}_{yy}(\mathbf{q}) = c_{22} q_y^2 + c_{66} q_x^2 \quad (4b)$$

$$\frac{1}{2}_{xy}(\mathbf{q}) = \frac{1}{2}_{yx}(\mathbf{q}) = c_{12} + c_{66} q_x q_y \quad (4c)$$

From Eq. (2), we can easily derive the following expression for the two-point correlation function $\langle u_i(\mathbf{q}; !_n) u_j(\mathbf{q}'; !_1) \rangle$:

$$\langle u_i(\mathbf{q}; !_n) u_j(\mathbf{q}'; !_1) \rangle = \frac{1}{2} \delta_{n,1} \delta_{\mathbf{q},-\mathbf{q}'} G^{-1}(\mathbf{q}; !_n) \quad (5)$$

where $\delta_{n,1}$ is the Kronecker symbol, and where the propagator G^{-1} has the following elements (we sum over repeated indices):

$$G^{-1}(\mathbf{q}; !_n) = \frac{1}{2} \frac{1}{\omega_n^2} \frac{1}{\omega_c^2} + \frac{1}{2} \frac{1}{\omega_n^2} \frac{1}{\omega_c^2} \quad (6)$$

with

$$\frac{1}{2}(\mathbf{q}) = \frac{1}{2} \frac{1}{\omega_n^2} + \frac{1}{2} \frac{1}{\omega_c^2} + \frac{1}{2} \frac{1}{\omega_n^2} \frac{1}{\omega_c^2} + \frac{1}{2} \frac{1}{\omega_n^2} \frac{1}{\omega_c^2} \quad (7)$$

In real space, the mean squared displacement $\langle u_i(\mathbf{r};) u_j(\mathbf{r}';) \rangle$ can be written in the form $\langle u_i(\mathbf{r};) u_j(\mathbf{r}';) \rangle = k_B T \sum_{\mathbf{q}} G^{-1}(\mathbf{q})$, with the effective propagator $G^{-1}(\mathbf{q}) = \sum_{n=1}^2 G^{-1}(\mathbf{q}; !_n)$. Performing the Matsubara sum, we find that the static

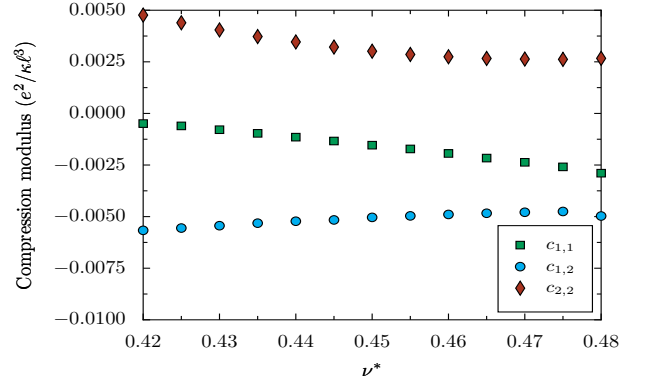


FIG. 2: (Color online) Finite parts e_{ij} , $i, j = 1, 2$, of the compression moduli for the anisotropic Wigner crystal as a function of the partial filling factor ν^* in Landau level $N = 2$.

fluctuations of the quantum system at finite temperatures can be described using the partition function $Z_{cl} = \int \mathcal{D}[\mathbf{u}(\mathbf{r})] e^{-H/k_B T}$, with the effective classical Hamiltonian:

$$H = \frac{1}{2} \sum_{\mathbf{q}} \mathbf{u}(\mathbf{q}) G^{-1}(\mathbf{q}) \mathbf{u}(-\mathbf{q}) \quad (8)$$

Knowledge of the effective propagator $G^{-1}(\mathbf{q})$ allows us to study the effect of Lorentz-force dynamics on the elastic properties (and hence on possible topological transitions) of the system. Calculating the inverse effective propagator $G^{-1}(\mathbf{q})$ and expanding the resulting expression near $\mathbf{q} = 0$, we find that, up to terms of order $O(q^2)$, the form of the elastic propagator is identical to its zero field expression. This has the important consequence that the long wavelength elastic properties of the AW C will be qualitatively the same as in the absence of magnetic field. We therefore expect the topological melting of the AW C to proceed in a standard (two-stage) way [16], as we now are going to describe.

Topological melting of anisotropic Wigner crystals { A major difference between isotropic and anisotropic Wigner crystals in two dimensions is that, while in the former all six elementary dislocations differing by the orientation of their Burger's vectors are equivalent, in the latter two elementary equivalent dislocations (labeled type I) have their Burger's vectors along a refection symmetry axis (i.e. along a_1 in Fig. 1), while four dislocations, equivalent to each other but inequivalent to the first type, lie at angles of θ_0 from the refection axis (θ_0 here is the angle between a_1 and a_2 , see Fig. 1). At any nonzero temperature, the solid phase has a finite density of tightly bound dislocation pairs. As the temperature is raised past a critical temperature T_{cl} , the pairs unbind and destroy the crystalline order. Since the two types I and II of dislocations are inequivalent, the defect mediated melting (DM M) process will be governed by the type which has a lower nucleation energy. We therefore

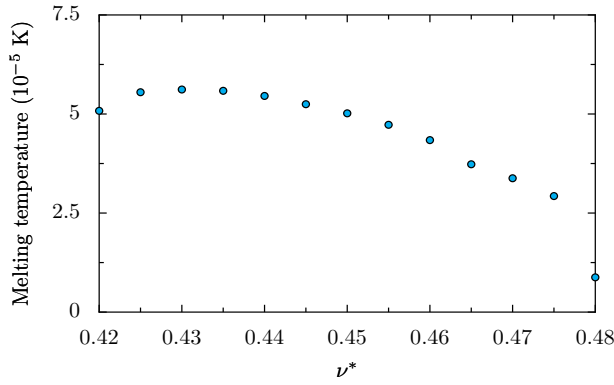


FIG. 3: (Color online) Critical temperature T_{c1} for the dislocation mediated melting of the anisotropic Wigner crystal into a nematic-like state near half filling of Landau level $N = 2$.

shall need to determine the elastic constants of the AW C in order to find the energies of the two types of dislocations, so as to determine which dislocation type unbinds first.

For the AW C which is the object of study in this paper, the compression moduli $c_{ij}(q)$, $i, j = 1, 2$, can be written in the form $c_{ij}(q) = c(q) + c_{ij}$, ($i, j = 1, 2$), where we separated out the leading (plasmonic) contribution [15] $c(q) = \frac{e^2}{2} \frac{v_F^2}{v^3} = \frac{e^2}{2} \frac{v_F^2}{v^3}$, e being the electronic charge, v_F the Fermi velocity, and v the dielectric constant of the host medium. For a one-dimensional compression of the form $u_1 = u_0 x$, with the number of electrons N_e in Landau level N kept fixed, if we denote by $\nu = (1 + u_0)$ the partial filling factor of the compressed crystal, it can be shown [14] that the constant part $c_{11}(\nu)$ is given by:

$$c_{11}(\nu) = \frac{(e^2)^2}{2 v^3} \left(\frac{d^2 G(\nu)}{d\nu^2} + 2 \frac{dG(\nu)}{d\nu} \right) \quad (9)$$

In the above expression, $G(\nu)$ is the HF cohesive energy per electron (in units of e^2/v), and is given by:

$$G(\nu) = \frac{1}{2} \sum_{\mathbf{Q}} \sum_{\mathbf{Q}'} \frac{h}{Q} H_N(Q) (1 - \delta_{\mathbf{Q}, \mathbf{Q}'} - \nu) \frac{1}{Q'} H_N(Q') \frac{1}{Q} \frac{1}{Q'} \quad (10)$$

where \mathbf{Q} is a reciprocal lattice vector, and $H_N(Q)$ is the guiding-center density operator, which is determined self-consistently using the approach of Ref. 9, and is related to the real density operator $n(\mathbf{Q})$ through the equation (here N is the Landau level degeneracy and $L_N^0(x)$ is a generalized Laguerre polynomial):

$$n(\mathbf{Q}) = N e^{-Q^2/2} L_N^0 \left(\frac{Q^2}{2} \right) \quad (11)$$

On the other hand, the Hartree and Fock interactions are

given by [9] ($J_0(x)$ is the Bessel function of order zero):

$$H_N(q) = \frac{1}{q} e^{-q^2/2} L_N^0 \left(\frac{q^2}{2} \right) \quad (12a)$$

$$X_N(q) = \frac{1}{2} \int_0^1 dx e^{-x^2/2} L_N^0(x^2) J_0(\sqrt{2} x q) \quad (12b)$$

The finite contributions c_{22} and c_{12} to the compression moduli c_{22} and c_{12} can be obtained in a similar way by considering 1D and 2D uniform compressions of the form $u = u_0 y$ and $u = u_0 (x + y)$, respectively. The results of these procedures, the details of which will be published elsewhere [14], are shown in Fig. 2, where we plot the constant parts c_{ij} ($i, j = 1, 2$) of the compression moduli of the stripe crystal near half filling of LL $N = 2$.

Let us now introduce the compliance tensor S_{ijkl} such that $S_{ijkl} C_{klmn} = \frac{1}{2} (\delta_{im} \delta_{jn} + \delta_{in} \delta_{jm})$, with the four independent elements $s_{11}(q) = S_{1111}$, $s_{22}(q) = S_{2222}$, $s_{12}(q) = S_{21}(q) = S_{1122}$, and $s_{66} = S_{1212}$. In the long wavelength limit, these take the values:

$$s_{11} = s_{22} = \frac{1}{c_{11} + c_{22} - 2c_{12}}; \quad s_{66} = \frac{1}{4c_{66}} \quad (13)$$

In terms of these compliances, we find that the leading contribution to the energy of a dislocation of type I (or II) is given by

$$E = \frac{1}{2} K \ln(L/a); \quad (14)$$

with [16]:

$$K_I = a^2 (1 - \nu) \frac{s_{22}}{s_{11}} K; \quad (15a)$$

$$K_{II} = \frac{1}{4} K_I + \frac{3}{(1 - \nu)^2} \frac{s_{11}}{s_{22}} K_I; \quad (15b)$$

where we defined

$$K = \frac{1}{2} [2s_{22} (s_{11}s_{22} + s_{12} + 2s_{66})]^{-1/2} \quad (16)$$

For the problem at hand, $s_{11} = s_{22}$ in the long wavelength limit, and hence we see that the ratio K_{II}/K_I is always larger than unity for $0 < \nu < 1$. We thus see that dislocations of type I are energetically less costly than type II dislocations, and will unbind at the melting temperature T_{c1} such that [16] $K_I a^2 = k_B T_{c1} = 4$ (the value 4 being universal), from which we obtain the melting temperature

$$k_B T_{c1} = \frac{1}{4} a^2 (1 - \nu) K_{11}; \quad (17)$$

The resulting melting line of the AW C is plotted in Fig. 3.

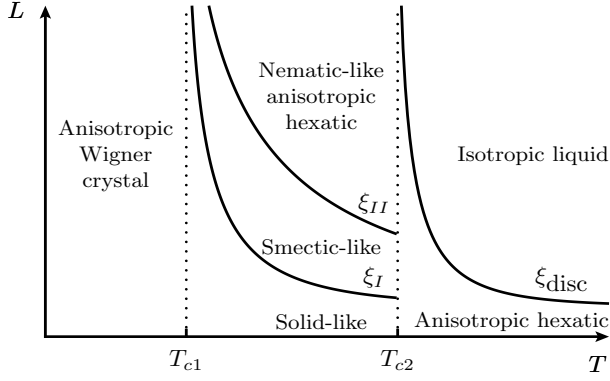


FIG. 4: Tentative phase diagram showing the various relevant regimes for the melting of quantum Hall stripes as a function of temperature T and length scale L . ξ_{disc} is the average spacing between disclinations. Below this length scale above T_{c2} the system retains the properties of an anisotropic hexatic. Note that T_{c1} here can be extremely small, and may be driven to zero by quantum fluctuations.

For temperatures higher than T_{c1} , the presence of type I dislocations screens the logarithmic interaction between type II dislocations, such that both dislocation types are free at long length scales [16]. We expect, however, that the average separation ξ_{II} of type II dislocations will be much larger than the average separation ξ_I between type I dislocations, with [16]:

$$\xi_I \propto \exp(t^{1/2}); \quad \xi_{II} \propto \xi_I^{p+1}; \quad (18)$$

where $t = (T - T_{c1})$ and p is a nonuniversal number between 0 and 2. Given that type I dislocations destroy translational order mainly along the direction of the stripes, we see that we can distinguish between three different regimes (see Fig. 4). At length scales shorter than ξ_I , the system retains the properties of a solid. At intermediate scales, $\xi_I < L < \xi_{II}$, the system is smectic-like, and consists of a regular stack of 1D channels of electron guiding centers, with short ranged translational order along the channels, and quasi-long ranged order in the transverse direction. Finally, at length scales longer than ξ_{II} , the system is nematic-like: translational order is destroyed in all directions, but the system preserves quasi long range orientational order. The latter is described by the bond-angle field $\langle \mathbf{r} \rangle$, which is defined as the orientation relative to some fixed reference axis of the bond between two neighboring electron guiding centers. Standard analysis shows that the fluctuations of $\langle \mathbf{r} \rangle$ are described by an effective Hamiltonian of the form:

$$H_N = \frac{1}{2} \int d\mathbf{r} K_x (\partial_x \langle \mathbf{r} \rangle)^2 + K_y (\partial_y \langle \mathbf{r} \rangle)^2; \quad (19)$$

and decay only algebraically with distance. Since on short length scales, the AWC is only weakly disturbed and each electron is still surrounded on average by six

neighbors, the resulting quantum Hall "nematic" state may be more accurately characterized as an anisotropic hexatic.

As the temperature is further raised, a disclination-unbinding transition melts this nematic-like state into an isotropic metallic state, in much the same way as described in Ref. 16, with actual values of the nematic to isotropic melting temperature T_{c2} of the order of those estimated in Ref. 8 (in this last reference, $T_{c2} \approx 200$ mK near half-filling of LL $N = 2$). Since the temperature (≈ 25 mK) at which the experiments of Ref. 2 were performed lies between T_{c1} and T_{c2} , we see that our HF calculation is consistent with the conjecture [3, 4] according to which the state probed by these experiments is a nematic state.

Conclusion { To summarize, in this paper we have examined the fluctuations and topological transitions of quantum Hall stripes near half-filling of intermediate Landau levels. Taking the stripe state to be an anisotropic Wigner crystal, as suggested by Hartree-Fock and renormalization group calculations, we find that the quantum Hall nematic conjectured in Refs. [3, 4] emerges in a natural way in the topological melting process, and is identified as an anisotropic hexatic. Our calculations are consistent with the idea of quantum Hall nematics, which we predict to be realized over a significant region of the phase diagram near half-filling of intermediate Landau levels, and give quantitative support to the qualitative interpretations [3, 4] of transport measurements [2] in terms of putative nematic states.

AME acknowledges stimulating interaction with Hae Young Kee. This work was supported by NSERC of Canada (AME, CBD, RC), and by FQRNT, the Swiss NSF and the NCCR Nanoscience (CBD).

Electronic address: mounsein@physics.utoronto.ca

- [1] A.A. Koulakov, M.M. Fogler and B.I. Shklovskii, Phys. Rev. Lett. 76, 499 (1996); M.M. Fogler, A.A. Koulakov and B.I. Shklovskii, Phys. Rev. B 54, 1853 (1996).
- [2] M.P. Lilly, K.B. Cooper, J.P. Eisenstein, L.N. Pfeiffer and K.W. West, Phys. Rev. Lett. 82, 394 (1999).
- [3] S.A. Kivelson, E. Fradkin and V.J. Emery, Nature (London) 393, 550 (1998).
- [4] E. Fradkin and S.A. Kivelson, Phys. Rev. B 59, 8065 (1999).
- [5] J. Toner and D.R. Nelson, Phys. Rev. B 23, 316 (1981).
- [6] L. Radzihovsky and A.T. Dorsey, Phys. Rev. Lett. 88, 216802 (2002).
- [7] E. Fradkin, S.A. Kivelson, E. Manousakis and K. Nho, Phys. Rev. Lett. 84, 1982 (2000).
- [8] C. Wexler and A.T. Dorsey, Phys. Rev. B 64, 115312 (2001).
- [9] R. Côté and H.A. Fertig, Phys. Rev. B 62, 1993 (2000).
- [10] A.M. Ettouhami, C.B. Doiron, F.D. Kironomos, R. Côté and A.T. Dorsey, Phys. Rev. Lett. 96, 196802 (2006).

- [11] A.H.MacDonald and M.P.A.Fisher, Phys.Rev.B 61, 5724 (2000).
- [12] D.G. Barci, E. Fradkin, S.A. Kivelson, and V. Oganesyan, Phys.Rev.B 65, 245319 (2002).
- [13] D.R.Nelson and L.Peliti, JPhys.48, 1085 (1987).
- [14] R.Côte, M.-A.Lemonde, C.B.Doiron and A.M.Ettouhami, e-print cond-mat/0706.1488, (unpublished).
- [15] A.M.Ettouhami, F.D.Klironomos and A.T.Dorsey Phys.Rev.B 73, 165324 (2006).
- [16] S.Ostlund and B.I.Halperin, Phys. Rev. B 23, 335 (1981).