

Finite-temperature phase transitions in quasi-one-dimensional molecular conductors

Hitoshi SEO*, Yukitoshi MOTOME¹ and Takeo KATO²*Synchrotron Radiation Research Center, Japan Atomic Energy Agency, SPring-8, Hyogo 679-5148*¹*Department of Applied Physics, University of Tokyo, Bunkyo-ku, Tokyo 113-8656*²*Institute for Solid State Physics, University of Tokyo, Kashiwa, Chiba 277-8581*

Phase transitions in 1/4-filled quasi-one-dimensional molecular conductors are studied theoretically on the basis of extended Hubbard chains including electron-lattice interactions coupled by interchain Coulomb repulsion. We apply the numerical quantum transfer-matrix method to an effective one-dimensional model, treating the interchain term within mean-field approximation. Finite-temperature properties are investigated for the charge ordering, the “dimer Mott” transition (bond dimerization), and the spin-Peierls transition (bond tetramerization). A co-existent state of charge order and bond dimerization exhibiting dielectricity is predicted in a certain parameter range, even when intrinsic dimerization is absent.

KEYWORDS: molecular conductors, strongly correlated electron system, electron-lattice coupling, metal-insulator transition, charge ordering, Mott transition, spin-Peierls transition, bond dimerization, bond tetramerization, dielectricity

Quasi-one-dimensional (Q1D) molecular conductors have been intensively studied and new phenomena are continuously found, even in well-studied families such as DCNQI₂X and TM₂X with monovalent closed-shell X units.¹ Here, DCNQI is an abbreviation of R₁R₂-DCNQI (R₁, R₂: substituents) and TM stands for either TMTSF or TMTTF. Cationic X⁺ in DCNQI₂X and anionic X⁻ in TM₂X result in 1/4-filled π -bands of DCNQI and TM molecules, respectively, in terms of electrons and holes.² Despite being isostructural within each family, both with columns of stacked DCNQI/TM molecules, and having similar noninteracting band structures with the same filling, they exhibit a rich variety of electronic and electron-lattice coupled phases. These facts clearly point to the interplay of different interactions, which is of keen interest in the research of strongly correlated systems.

The DCNQI salts, where the one-dimensional (1D) stacking of DCNQI is uniform at high temperatures (T), undergo various phase transitions to symmetry-broken states by cooling. For example, in DI-DCNQI₂Ag, charge ordering (CO) phase transition at $T = 220$ K is followed by antiferromagnetic phase transition at 5 K.^{3–5} On the other hand, in DMe-DCNQI₂Ag, bond dimerization at 100 K and bond tetramerization at 80 K, the latter interpreted as the spin-Peierls (SP) transition, are suggested by X-ray diffraction measurements.^{6,7} Varying R₁, R₂, and X⁺, and applying pressure to each compound sensitively change such properties. Most systems are considered to fall roughly into either of the two cases above, but still many works need to be carried out to obtain a general view.

Analogous symmetry-broken states are found in TMTTF₂X as well, which are situated in a more correlated regime than their selenide analogs TMTSF₂X because of their smaller bandwidths.⁸ In this family, an intrinsic dimerization exists even from high T due to the crystal structure, in contrast with the DCNQI com-

pounds. CO phase transition is found in many members of TMTTF₂X,^{9,10} while at low T either SP or antiferromagnetic transition takes place. By applying pressure, the CO phase is suppressed while the interplay between CO and magnetism shows a complicated behavior,¹¹ which requires revisions of the generic phase diagram of TM₂X.⁸

Numerous theoretical works have been aimed at these Q1D systems.¹² The 1/4-filled 1D extended Hubbard model, considering not only the on-site U but also the nearest-neighbor Coulomb interaction V , and its dimerized version have been studied, as well as electron-lattice coupled models. However, still important factors are lacking to understand the experimental systems especially at finite T , since most of the works are intended to clarify the ground-state properties of such 1D models.¹²

Several have actually studied finite- T properties of these models. Mean-field studies have been performed,^{13–15} but such an approach fails, in general, to reproduce paramagnetic insulating phases which are observed in the above compounds at intermediate T . Moreover, when fluctuation effects are properly taken into account, purely electronic 1D models do not show phase transitions unless $T = 0$.^{16–18} On the other hand, finite- T phase transitions to electron-lattice coupled phases have been investigated by Sugiura *et al.*,^{19–21} while recently the relevance of interchain Coulomb repulsion has been pointed out by Yoshioka *et al.*²² to reproduce the CO transition at finite T . Both of these works were performed by means of bosonization, and hence, properties below transition temperatures are difficult to describe within this method.

In this letter, toward providing a unified view of the various phase transitions at finite T observed in Q1D molecular conductors, a comprehensive study of a model including both electron-lattice couplings as well as interchain Coulomb interactions is presented. We use a numerical method which takes into account 1D fluctuations, playing crucial roles in the phase transitions, and

*e-mail address: seo0@spring8.or.jp

which enables us to study finite- T properties both above and below transition temperatures.

Our Hamiltonian is given by $\mathcal{H} = \sum_j \{\mathcal{H}_{\text{EHM}}^j + \mathcal{H}_{\text{P}}^j + \mathcal{H}_{\text{H}}^j\} + \mathcal{H}_{\perp}$, where the first three terms represent each chain with index j (we omit it in r.h.s. below). The first term reads

$$\begin{aligned} \mathcal{H}_{\text{EHM}}^j = & -t \sum_{i,s} (1 + (-1)^i \delta_d) (c_{i,s}^\dagger c_{i+1,s} + \text{h.c.}) \\ & + U \sum_i n_{i,\uparrow} n_{i,\downarrow} + V \sum_i n_i n_{i+1} - \mu \sum_i n_i, \end{aligned} \quad (1)$$

which is the 1D extended Hubbard model where standard notations are used.¹² We allow intrinsic dimerization δ_d in the transfer integrals to account for TM_2X . The next two terms,

$$\begin{aligned} \mathcal{H}_{\text{P}}^j = & -tg_{\text{P}} \sum_{i,s} u_i (c_{i,s}^\dagger c_{i+1,s} + \text{h.c.}) \\ & + \frac{K_{\text{P}}}{2} \sum_i u_i^2 + \frac{K_{\text{P}2}}{4} \sum_i u_i^4, \end{aligned} \quad (2)$$

$$\mathcal{H}_{\text{H}}^j = -g_{\text{H}} \sum_i v_i n_i + \frac{K_{\text{H}}}{2} \sum_i v_i^2, \quad (3)$$

are the Peierls-type and Holstein-type electron-lattice interactions with coupling constants $\{g_{\text{P}}, K_{\text{P}}, K_{\text{P}2}\}$ and $\{g_{\text{H}}, K_{\text{H}}\}$, respectively. The lattice distortions u_i and v_i are treated as classical variables. u_i represents a change in the bond length between sites i and $i+1$, measured from its equilibrium value in the high- T limit. v_i is the lattice degree of freedom affecting the on-site potential energy that the electrons experience, which originates from, e.g., the e-mv coupling²³ and/or the coupling with the anions.²⁴ Note that we have included the fourth-order term with respect to u_i in eq. (2) to avoid physically unreasonable values of $g_{\text{P}} u_i < -1$. We set t to unity and also $g_{\text{P}} = g_{\text{H}} = 1$ so that they are incorporated in the definitions of u_i and v_i . The chemical potential μ is adjusted to fix the electron density at $1/4$.

The \mathcal{H}_{\perp} term expresses the interchain Coulomb repulsion between nearest-neighbor chains, V_{\perp} , and we do not consider interchain hoppings here. We treat \mathcal{H}_{\perp} in the mean-field approximation following Yoshioka *et al.*²² By considering possible antiphase charge disproportionation between all nearest-neighbor pairs of chains, naturally favored by V_{\perp} , it can be expressed as

$$\mathcal{H}_{\perp} = -zV_{\perp} \sum_i \left(n_i \langle n_i \rangle - \frac{1}{2} \langle n_i \rangle^2 \right), \quad (4)$$

where z is the number of nearest-neighbor chains. Then the problem is now reduced to an effective 1D problem with $\langle n_i \rangle$ determined self-consistently, considering uniform u_i along the interchain direction.

Thermodynamic properties of the effective 1D model are calculated by means of the numerical quantum transfer-matrix method.^{25–27} Using the largest eigenvalue of the transfer-matrix, we have performed calculations in the thermodynamic limit at each Suzuki-Trotter number m , where more precise results can be obtained as m increases. The results, presented below, show that

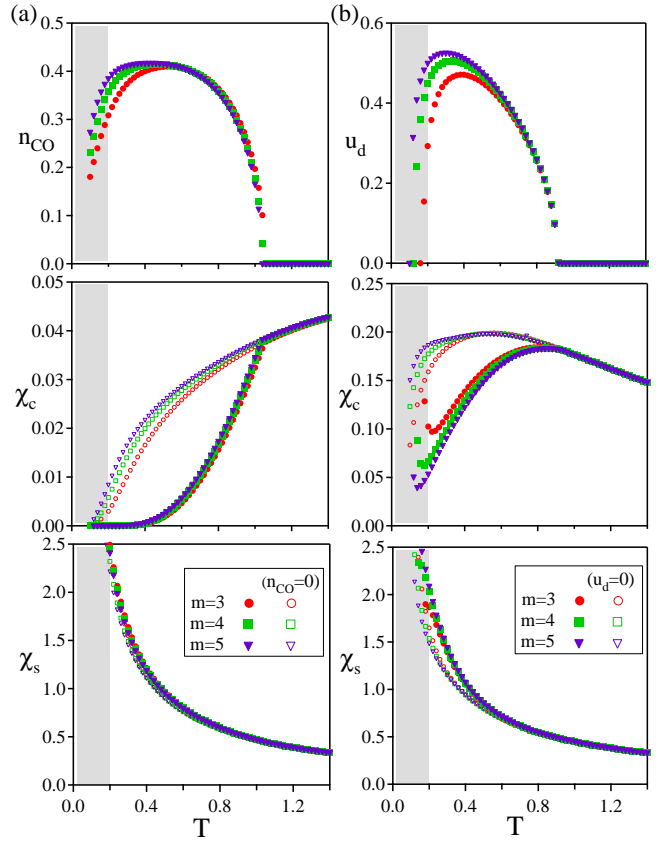


Fig. 1. (Color online) (a) Charge ordering phase transition for $U = 10$, $V = 4$, and $zV_{\perp} = 1$, without the Peierls coupling term, and (b) dimer Mott phase transition for $U = 10$, $V = zV_{\perp} = 0$, and $K_{\text{P}} = K_{\text{P}2} = 0.5$. From top to bottom, T -dependences of order parameters n_{CO} and u_d , charge susceptibility χ_c , and magnetic susceptibility χ_s are shown. Cases without the orderings are also shown by open symbols for comparison. The shaded areas (in all figures) represent the temperature region where our numerical method is less reliable.

systematic m dependences and physically reasonable results are obtained except for low T ($\lesssim 0.2t$, as indicated by shaded areas in the figures shown below). The lattice distortions v_i and u_i are self-consistently determined to minimize the free energy. As to v_i , the self-consistent relation is given by $v_i = (g_{\text{H}}/K_{\text{H}}) \langle n_i \rangle$. Eliminating v_i in eq. (3), we find that this term just renormalizes the value of zV_{\perp} in eq. (4) as $zV_{\perp} \rightarrow zV_{\perp} + g_{\text{H}}^2/K_{\text{H}}$; the Holstein coupling enhances charge disproportionation. In the following, we write the renormalized value as zV_{\perp} and omit the Holstein coupling term. On the other hand, the self-consistent relation for u_i is a cubic equation of u_i involving the expectation values, $\langle c_{i,s}^\dagger c_{i+1,s} + \text{h.c.} \rangle$. In the present calculations, we assume two-fold or four-fold periodicity along the chain to seek possible symmetry-broken states, and obtain self-consistently converged solutions for $\{\langle n_i \rangle, u_i\}$. All the results shown below for symmetry breakings with a period of two remain stable even when the calculations are extended to four-fold periodicity, at least for $T \gtrsim 0.2t$ where our numerical scheme is reliable.

First, let us discuss the results for $\delta_d = 0$. Figure 1 shows typical behaviors in (a) CO and (b) “dimer Mott” (DM) phase transitions, both for $U = 10$. The CO

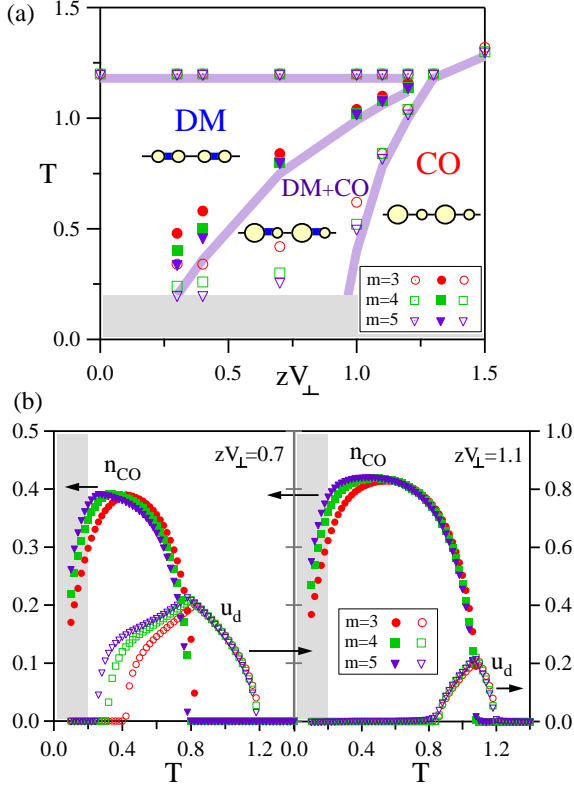


Fig. 2. (Color online) (a) Phase diagram in the region of competition between the charge order (CO) and dimer Mott (DM) states, for $U = 10$, $V = 4$, and $K_P = K_{P2} = 0.5$. DM+CO denotes the coexisting state of the two orders; schematic drawings of the three symmetry-broken states are shown in the figure. The thick solid lines are phase boundaries at $m \rightarrow \infty$ expected from finite- m data. (b) T -dependences of CO and DM order parameters for $zV_\perp = 0.7$ and 1.1 .

and DM states are stabilized when $\{V, V_\perp\}$ and the Peierls coupling dominate, respectively. In Fig. 1(a), below the CO transition temperature, $T_{CO} (\simeq 1.04)$, the charge density at each site becomes disproportionated as $\langle n_i \rangle = 1/2 + (-1)^i n_{CO}$, where n_{CO} is the order parameter. At T_{CO} , the charge susceptibility $\chi_c (= \partial n / \partial \mu, n$: average electron density) shows a kink and decreases rapidly below T_{CO} . This shows an opening of a charge gap, indicating a metal-insulator transition at T_{CO} . In contrast, in the magnetic susceptibility $\chi_s (= \partial m / \partial h, m$: average magnetic moment, h : magnetic field coupled to m), we find no noticeable sign at T_{CO} . On the other hand, as shown in Fig. 1(b), the DM transition is characterized by bond dimerization, i.e., $u_i = (-1)^i u_d$, where u_d is the order parameter. Finite u_d makes the system effectively 1/2-filled; therefore, together with U , it spontaneously produces a Mott insulator out from the original 1/4-filled band.²⁸ Again, χ_c shows a kink at the transition temperature $T_{DM} (\simeq 0.91)$ and a decrease below it, suggesting a metal-insulator transition. The gradual decrease compared with the case of the CO transition in Fig. 1(a) reflects the slow development of the charge gap in the DM transition.²⁹

By tuning the parameters, we can investigate the competition between the two ordered phases above, i.e., CO and DM. This is summarized in Fig. 2(a) as a phase di-

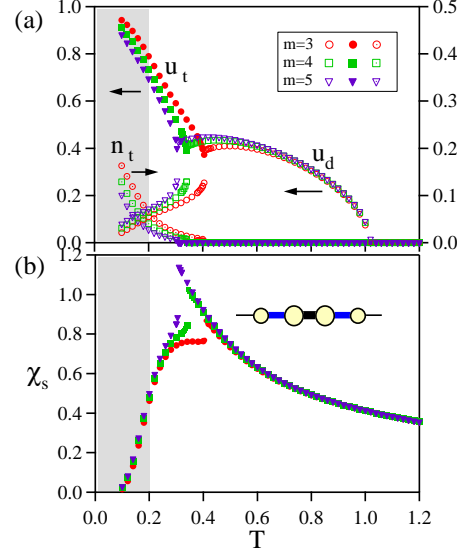


Fig. 3. (Color online) Successive dimer Mott and spin-Peierls transitions for $U = 5$, $V = V_\perp = 0$, and $K_P = K_{P2} = 0.5$. (a) T -dependence of lattice dimerization u_d , tetramerization u_t , charge disproportionation n_t with a period of four and (b) magnetic susceptibility χ_s . The spin-Peierls state is schematically drawn in the inset.

agram varying zV_\perp . In the small- and large- zV_\perp regions, DM and CO phases are stabilized, respectively, while in between, for $zV_\perp \simeq 0.4 \sim 1.2$, we have found a coexistence of the two orders (DM+CO). As a result, the phase diagram shows a tetracritical behavior. Developments of the two order parameters, n_{CO} and u_d , for two values of zV_\perp are shown in Fig. 2(b). For $zV_\perp = 0.7$, the system undergoes successive phase transitions by lowering T , as uniform state \rightarrow DM \rightarrow DM+CO.³⁰ On the other hand, in the region near the tetracritical point such as at $zV_\perp = 1.1$, a further phase transition at low T is observed, as DM+CO \rightarrow CO. We note that the coexisting DM+CO phase is not found in previous studies on models with $\delta_d = 0$, and that, moreover, this state exhibits dielectricity, analogous to the CO state in electronic 1D models under $\delta_d \neq 0$.^{24, 31, 32}

Next, we demonstrate that our scheme can reproduce transitions to symmetry-broken states with a period of four, which were found in previous studies at $T = 0$.^{33–35} Figure 3 shows an example of bond tetramerization, i.e., SP transition under the DM state (“dimerization of dimers”),³³ for $U = 5$, a smaller value than in the cases above. In Fig. 3(a), one can see that below $T_{DM} (\simeq 1.02)$, another phase transition takes place at $T_{SP} (\simeq 0.3)$ where the bond tetramerization u_t appears on top of u_d ; u_i shows a four-fold periodicity, as $u_d, -u_d + u_t, u_d, -u_d - u_t$, and so on [see the inset of Fig. 3(b)]. At the same time, a small amount of charge disproportionation with a period of four and amplitude n_t shows up.³⁵ Sudden changes of the order parameters suggest a first-order nature of this SP transition. As shown in Fig. 3(b), χ_s exhibits a clear drop below T_{SP} , indicating the existence of a spin gap in the SP state.

Finally, we discuss the results for $\delta_d \neq 0$. In this case, bond dimerization exists in the entire range of T , and it

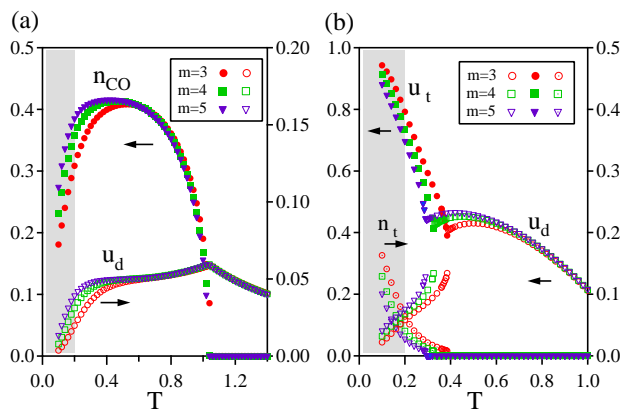


Fig. 4. (Color online) (a) Charge ordering and (b) spin-Peierls transition for $\delta_d \neq 0$. In (a), $U = 10$, $V = 4$, $zV_{\perp} = 1$, $K_P = 1$ (no K_{P2} -term), and $\delta_d = 0.05$, and in (b), $U = 5$, $V = V_{\perp} = 0$, $K_P = K_{P2} = 0.5$, and $\delta_d = 0.01$.

is given by the sum of intrinsic dimerization δ_d and self-consistently determined u_d when the Peierls coupling is taken into account. Nevertheless, CO transition and SP transition can occur as in the $\delta_d = 0$ case. In Fig. 4(a), we observe the CO transition at $T_{CO} (\simeq 1.03)$; u_d is always finite and shows a cusp at T_{CO} . On the other hand, Fig. 4(b) shows an example of the SP transition, which is again first-order-like, analogous to the $\delta_d = 0$ case in Fig. 3.

Let us discuss our results in relation with experimental works. We should point out first that the temperature range we have studied is higher than that in the actual molecular compounds; experimentally relevant temperatures are one order of magnitude less than our energy unit t .¹² Therefore, the following comparison will be qualitative; nevertheless, we believe that our results contain the essential physics. The distinct behavior between χ_c and χ_s at the transition temperatures seen in Fig. 1 is characteristic of transitions to insulators due to strong electronic correlation.³⁸ These are consistent with experiments, e.g., in DI-DCNQI₂Ag (refs. 3-5) and in TMTTF₂X compounds exhibiting CO,^{24,36,37} where signs of the transition are observed in the charge sector such as transport properties while no clear signs are found in bulk magnetic measurements. The DM+CO coexistence obtained in our numerical calculation has not yet been found in experiments, and future experimental works on the precise nature of each DCNQI compound are awaited to explore it. The SP transition under the DM state in Figs. 3 and 4(b) accounts for DM-DCNQI₂Ag,^{6,7} and for TMTTF₂PF₆ under pressure,¹¹ respectively. The first-order-like behavior suggested in our results is not reported in the above compounds, but in a related material EDO-TTF₂PF₆, a clear first-order phase transition is observed.³⁹

In summary, we have theoretically investigated finite-temperature phase transitions in quasi-one-dimensional molecular conductors by means of the quantum transfer-matrix method accompanied by self-consistent determination of lattice distortions and interchain mean fields. We have clarified behaviors of various phase transitions relevant to DCNQI and TMTTF salts, such as the charge ordering, the bond dimerization interpreted as a dimer

Mott transition, and the spin-Peierls bond tetramerization. A coexistence of charge order and bond dimerization exhibiting dielectricity, even when intrinsic dimerization is absent, is found for the first time. Although the temperature range we have studied here is high compared with that in experiments, the present results taking 1D fluctuations into account appropriately capture the physics of phase transition phenomena in molecular conductors.

We acknowledge helpful discussions with T. Hikiyara, Y. Otsuka, R. Tazaki, M. Tsuchiizu, and H. Yoshioka. This work is supported by Grants-in-Aid for Scientific Research (Nos. 18028026, 18740221, 17071003, 16GS0219, 17740244, and 18028018) and the Next Generation Super Computing Project, Nanoscience Program from MEXT.

- 1) For recent reviews, Chem. Rev. **104** (2004) No. 11, Issue on Molecular Conductors; J. Phys. Soc. Jpn. **75** (2006) No. 5, Special Topics Session on Organic Conductors.
- 2) H. Seo, C. Hotta, and H. Fukuyama: Chem. Rev. **104** (2004) 5005.
- 3) K. Hiraki and K. Kanoda: Phys. Rev. Lett. **80** (1998) 4737.
- 4) K. Hiraki and K. Kanoda: Phys. Rev. B **54** (1996) 17276.
- 5) T. Itou, K. Kanoda, K. Murata, T. Matsumoto, K. Hiraki, and T. Takahashi: Phys. Rev. Lett. **93** (2004) 216408.
- 6) H.-P. Werner, J. U. Von Schütz, H. C. Wolf, R. Kremer, M. Gehrke, A. Aumüller, P. Erk, and S. Hünig: Solid State Commun. **65** (1988) 809.
- 7) R. Moret, P. Erk, S. Hünig, and J. U. Von Schütz: J. Phys. France **49** (1988) 1925.
- 8) D. Jérôme: Science **252** (1991) 1509.
- 9) D. S. Chow, F. Zamborszky, B. Alavi, D. J. Tantillo, A. Baur, C. A. Merlic, and S. E. Brown: Phys. Rev. Lett. **85** (2000) 1698.
- 10) For a review, T. Takahashi, Y. Nogami, and K. Yakushi: J. Phys. Soc. Jpn. **75** (2006) 051008.
- 11) W. Yu, F. Zhang, F. Zamborszky, B. Alavi, A. Baur, C. A. Merlic, and S. E. Brown: Phys. Rev. B **70** (2004) 121101.
- 12) For a review, H. Seo, J. Merino, H. Yoshioka, and M. Ogata: J. Phys. Soc. Jpn. **75** (2006) 051009.
- 13) K. Kishigi and Y. Hasegawa: J. Phys. Soc. Jpn. **69** (2000) 3621.
- 14) Y. Tomio and Y. Suzumura: J. Phys. Chem. Solids **62** (2001) 431.
- 15) H. Yoshioka: J. Phys. Soc. Jpn. **75** (2006) 034703.
- 16) J. E. Hirsch and D. J. Scalapino: Phys. Rev. Lett. **50** (1983) 1168.
- 17) J. E. Hirsch and D. J. Scalapino: Phys. Rev. B **27** (1983) 7169.
- 18) J. E. Hirsch and D. J. Scalapino: Phys. Rev. B **29** (1984) 5554.
- 19) M. Sugiura and Y. Suzumura: J. Phys. Soc. Jpn. **72** (2003) 1458.
- 20) M. Sugiura, M. Tsuchiizu, and Y. Suzumura: J. Phys. Soc. Jpn. **73** (2004) 2487.
- 21) M. Sugiura, M. Tsuchiizu, and Y. Suzumura: J. Phys. Soc. Jpn. **74** (2005) 983.
- 22) H. Yoshioka, M. Tsuchiizu, and H. Seo: J. Phys. Soc. Jpn. **75** (2006) 063706.
- 23) For example, see T. Ishiguro, K. Yamaji, and G. Saito: *Organic Superconductors* (Springer-Verlag, Berlin, 1998) 2nd ed., Chap. 8.3.
- 24) P. Monceau, F. Ya. Nad, and S. Brazovskii: Phys. Rev. Lett. **86** (2001) 4080.
- 25) H. Betsuyaku: Phys. Rev. Lett. **53** (1984) 629.
- 26) H. Betsuyaku: Prog. Theor. Phys. **73** (1985) 319.
- 27) For the use of the quantum transfer-matrix with several self-consistent quantities, see T. Hikiyara and Y. Motome: Phys. Rev. B **70** (2004) 214404.

- 28) J. Bernasconi, M. J. Rice, W. R. Schneider, and S. Strässler: Phys. Rev. B **12** (1975) 1090.
- 29) K. Penc and F. Mila: Phys. Rev. B **50** (1994) 11429.
- 30) For $zV_{\perp} \simeq 0.3 \sim 0.7$, transitions from the DM+CO state to the CO state are observed at low T for small m . However, we expect that these diminish for $m \rightarrow \infty$.
- 31) H. Seo and H. Fukuyama: J. Phys. Soc. Jpn. **66** (1997) 1249.
- 32) S. Ejima, F. Gebhard and S. Nishimoto: preprint (cond-mat/0605433), and references therein.
- 33) K. C. Ung, S. Mazumdar, and D. Toussaint: Phys. Rev. Lett. **73** (1994) 2603.
- 34) M. Kuwabara, H. Seo, and M. Ogata: J. Phys. Soc. Jpn. **72** (2003) 225.
- 35) R. T. Clay, S. Mazumdar, and D. K. Campbell: Phys. Rev. B **67** (2003) 115121.
- 36) C. Coulon, S. S. P. Parkin, and R. Laversanne: Phys. Rev. B **31** (1985) 358.
- 37) M. Dumm, A. Loidl, B. W. Fravel, K. P. Starkey, L. K. Montgomery, and M. Dressel: Phys. Rev. B **61** (2000) 511.
- 38) Y. Tanaka: Dr. Thesis, Faculty of Science, University of Tokyo, 2006.
- 39) A. Ota, H. Yamochi, and G. Saito: J. Mater. Chem. **12** (2002) 2600.