

On transport in quantum Hall systems with constrictions

Siddhartha Lal

The Abdus Salam ICTP, Strada Costiera 11, Trieste 34014, Italy.

Motivated by recent experimental findings, we study transport in a simple phenomenological model of a quantum Hall edge system with a gate-voltage controlled constriction lowering the local filling factor. The current backscattered from the constriction is seen to arise from the matching of the properties of the edge-current excitations in the constriction (ν_2) and bulk (ν_1) regions. We develop a hydrodynamic theory for bosonic edge modes inspired by this model, finding that a competition between two tunneling processes, related by a quasiparticle-quasihole symmetry, determines the fate of the low-bias transmission conductance. In this way, we find satisfactory explanations for many recent puzzling experimental results.

PACS numbers: 73.43.Jn, 71.10.Pm, 73.23.-b

The quantum Hall effects are essentially the low temperature physics of a disordered 2DEG placed in a strong perpendicular magnetic field [1]. For particular values of the external magnetic field, the incompressible Hall fluid in the bulk and gapless current carrying edge excitations lead to a vanishing longitudinal resistance and a quantised Hall resistance. Electronic correlations are crucial for the fractional quantum Hall effect, a gapped ground state with fractionally charged quasiparticle excitations [2] which were observed in shot-noise measurements [3]. Local quasiparticle tunneling between the oppositely directed current carrying edge states of a Hall bar is known theoretically to be a singular perturbation, with the strong-coupling behaviour that of two effectively disconnected quantum Hall bubbles [4]. Recent experiments studying transport through gated constrictions in quantum Hall systems at integer as well as fractional filling factors [5, 6] have, however, shown the need for a deeper understanding of inter-edge tunneling.

A signature of departure from the traditional quantum Hall scenario can be observed in these experiments from the following. While imposing a finite bias at a pair of local split-gates (V_G) causes a backscattered current across the bulk (leading to a finite, edge-bias (V) independent, longitudinal resistance drop), a fractional Hall conductance (g) is simultaneously measured across the constriction at finite V corresponding to a filling factor, ν_2 , lower than that in the bulk (ν_1). Further, for large V_G , g is observed to dip sharply and vanish with a power-law dependence on V as $|V|^{-1}$. A comparison with the theory of Fendley et al. [7] for inter-edge Laughlin quasiparticle tunneling suggests strongly that the constriction transmission is governed by ν_2 . This is particularly unexpected for an integer quantum Hall system [5].

A particularly intriguing observation is that of the evolution of the transmission conductance g as V_G is varied in the limit of vanishing V . While g shows a zero-bias minimum at sufficiently large V_G , decreasing V_G leads first to a bias-independent transmission at a particular value of the gate-voltage $V_G = V_G^*$ and then to an enhanced zero-bias transmission for yet lower values of V_G .

This behaviour of the zero-bias g is also observed across a wide range of temperatures. The bias-independence of g at a certain V_G and its enhancement at $V_G < V_G^*$ are quite unexpected from the conventional theoretical viewpoint [4]. Qualitatively similar results were found for the integer cases of $\nu_1 = 1$ [5] as well as for the fractional cases of $\nu_1 = 1/3, 2/5$ and $3/7$ [5, 6], allowing for the possibility of a common explanation.

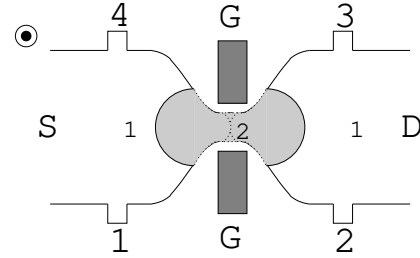


FIG. 1: A schematic diagram of a QH bar at a bulk filling fraction ν_1 and with a gate-voltage (G) controlled split-gate constriction which lowers the filling fraction in the constriction region to ν_2 . S and D show the source and drain ends of the Hallbar while 1 to 4 signify the current/voltage terminals.

The most probable effect of a split-gate system is to create a smooth and long constriction potential, depleting the local electronic density (and hence lowering the local filling factor) locally from its value in the bulk. This led Roddaro and co-workers [5] to conjecture on the likelihood of a small region in the neighbourhood of the constriction with a reduced filling factor ($\nu_2 < \nu_1$) being the cause of the puzzling results mentioned above (see Fig.(1)). In what follows, we develop a simple phenomenological model based on this conjecture and aim to provide satisfactory explanations for the experimental results. In doing so, we devote our attention solely to short-ranged electronic correlations which cause the formation of chiral Tomonaga-Luttinger liquid (TLL) edge states without the intervention of any stripe states [8] arising from longer range interactions. Further, the model neglects any line-junction non-chiral TLLs formed across

the split-gates [9] and effects of inter-edge interactions on quasiparticle tunneling [10], focusing instead on the transmitted and reflected edge states arising from the nature of the Hall fluid inside the constriction.

We begin by deriving some results for ballistic edge transport through a constriction region with reduced filling fraction ν_2 in a Hallbar geometry (see Fig.(1)) from a few simple considerations. We make two reasonable assumptions in framing the model. First, that the voltage (Hall) bias between the two edges of the sample is not affected by the local application of a gate-voltage at a constriction as long as the bulk of the system is in an incompressible quantum Hall state (ν_1). Second, that the two-terminal conductance measured across the constriction is determined by the lowered filling-factor of the quantum Hall ground state in the constriction (ν_2).

Then, for a current I injected from the source, we know that $I = g_b V_{42}$ where $g_b = \nu_1 e^2/h$ is the bulk Hall conductance and V_{42} is the source-drain edge-bias. The second assumption gives the current transmitted ballistically through the constriction as $I_{tr} = g_c V_{42}$, where $g_c = \nu_2 e^2/h$ is the two-terminal conductance measured across the constriction. From the first assumption, we then obtain the transmitted current I_{tr} as

$$I_{tr} = \frac{g_c}{g_b} I = \frac{\nu_2}{\nu_1} I : \quad (1)$$

From Kirchoff's law for current conservation, we get the current reflected at the constriction as $I_{ref} = I - I_{tr} = (1 - \nu_2/\nu_1)I$. This, in turn, gives the minimum value of the backscattering conductance as

$$g^{back} = I_{ref}/V_{42} = (1 - \nu_2/\nu_1)G_b = (\nu_1 - \nu_2)\frac{e^2}{h} : \quad (2)$$

and is seen to be quantised at an effective filling factor for the reflected current as $\nu_{ref} = \nu_1 - \nu_2$ (in units of e^2/h). Further, we find the "background", edge-bias independent, value of the longitudinal resistance drop across the constriction to be

$$R^{BG} = \frac{V_4 - V_3}{I} = (1 - \frac{\nu_2}{\nu_1})g_b^{-1} : \quad (3)$$

The current backscattered from the constriction is presumably carried in a gapless region lying in-between the bulk and constriction regions. By relying on the same assumptions, we now present a hydrodynamic model of gapless, current carrying, chiral edge density-wave excitations, similar in spirit to the classic work of Wen [11], describing ballistic transport through the transmitting and reflecting edges at the constriction (shown schematically in Fig.(2)). As the model is an effective field theory quadratic in the bosonic fields describing the edge excitations, inter-edge quasiparticle tunneling will be seen to arise from the exponentiation of these fields. We will focus here on presenting the results of the model and

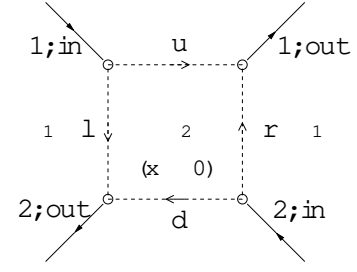


FIG. 2: A schematic diagram of the "constriction" system given by the dashed box around the region $x = 0$ and symbolised by the filling fraction ν_2 lower than that of the bulk, ν_1 . The four chiral fields approaching and leaving this region are shown by the arrows marked as 1;in, 1;out, 2;in and 2;out. The dashed horizontal and vertical lines at the junction represent the edge states which are transmitted (u;d) and reflected (l;r) at the constriction respectively.

their immediate relevance to the experiments, keeping the mathematical details for elsewhere [12].

The extent of the constriction region $2a$ is assumed to lie in the range $\ell_B < 2a < L$, where L is the total system size and ℓ_B is the magnetic length, with the external arms (1in;...;2out) meeting the internal ones (u;...;l) at the 4 corners of the constriction. In keeping with the assumptions, the filling factor governing the properties of the four outer arms is ν_1 and those of the upper and lower arms of the circuit at the constriction are governed by ν_2 . The effective filling-factor governing the properties of the right and left arms of the circuit is treated as a parameter ν_{ref} whose value will be determined from the analysis. Ballistic transport of current carrying edge excitations in the various arms of the circuit shown in Fig.(2) is given by a Hamiltonian H describing the energy cost for edge-density distortions [11] $H = H^{ext} + H^{int}$ where

$$H^{ext} = \frac{v}{1} \int_{-L}^L dx \left(\frac{1}{2} \rho_{1in}^2 + \frac{1}{2} \rho_{2out}^2 \right) + \int_{-a}^a dx \left(\frac{1}{2} \rho_{2in}^2 + \frac{1}{2} \rho_{1out}^2 \right) \quad (4)$$

and H^{int} has the same form as H^{ext} but with the densities ($\rho_u;...;\rho_l$) and filling factors ν_2 and ν_{ref} placed appropriately. We have taken the velocity v of the edge-excitations to be the same for all arms, focusing instead on the effects of a changing filling factor. The densities are, as usual, represented in terms of bosonic fields describing the edge displacement, e.g., $\rho_{1in} = \frac{1}{2} \partial_x \phi_{1in}$, $\rho_{2out} = \frac{1}{2} \partial_x \phi_{2out}$ [11]. The commutation relations satisfied by these fields are familiar, e.g.,

$$[\phi_{1in}(x); \partial_x \phi_{1in}(x^0)] = i \nu_1 (x - x^0) \quad (5)$$

and so on for the other fields. The equations of motion found from H describe the ballistic motion of chiral edge-density waves, e.g., $(\partial_t + v \partial_x) \phi_{1in}(x;t) = 0$, $\phi_{1in}(x;t) = \phi_{1in}(x - vt)$ etc. The H given above, however, needs to be supplemented with matching conditions

at the four corners of the constriction in order to give a complete description. From the form of H , it is clear that we need two matching conditions at each corner; a reasonable choice is one defined on the fields and one on their derivatives. For the sake of brevity, we present here only those at the top-left corner

$$\begin{aligned} \psi^{\text{lin}}(x=a) &= \psi^{\text{u}}(x=a) + \psi^{\text{l}}(y=a) \\ \partial_x \psi^{\text{lin}}(x=a) &= \partial_x \psi^{\text{u}}(x=a) + \partial_y \psi^{\text{l}}(y=a) \end{aligned} \quad (6)$$

where x and y are the spatial coordinates describing the $(\text{lin}; \text{u})$ and $(\text{l}; \text{r})$ arms respectively. The equation of continuity leads to the familiar form for the current operator, e.g., $j^{\text{lin}} = 1/2 \partial_t \psi^{\text{lin}}$ etc. Thus, by taking the time derivative throughout the first of the matching conditions (6), we see that current conservation is guaranteed at every corner. Further, from the two matching conditions, we compute the commutation relation

$$[\psi^{\text{l}}; \partial_y \psi^{\text{l}}]_{y=a} = ([\psi^{\text{lin}}; \partial_x \psi^{\text{lin}}] - [\psi^{\text{u}}; \partial_x \psi^{\text{u}}])_{x=a} \quad (7)$$

which immediately leads to the effective filling factor for the reflected current arms, derived earlier from simpler considerations, as $\nu_{\text{ref}} = 1 - \nu_2$. Another check involves computing the chiral conductances $g_{\text{lin}; \text{lout}}$ and $g_{\text{lin}; \text{rout}}$ (where the first and second indices give the incoming and outgoing current carrying arms respectively) in the presence of a small, finite source-drain bias. Employing the standard Kubo formulation relating conductance to a current-current correlator [13], we reproduce the results $g_{\text{lin}; \text{lout}} = \nu_2$ and $g_{\text{lin}; \text{rout}} = 1 - \nu_2$ (in units of e^2/h).

We now account for the role of quasiparticle tunneling in determining low-energy transport. First, it is clear that local quasiparticle (qp) tunneling processes between the $(\text{u}; \text{d})$ arm s will be dictated by the constriction filling factor ν_2 . We can write such a tunneling term, located deep inside the constriction at $x=0$, as $\cos(\psi^{\text{u}}(x=0) - \psi^{\text{d}}(x=0))$. From the work of Kane and Fisher [4], we know that the RG equation for the qp tunnel coupling t_1 is given by $d t_1/dl = (1 - \nu_2) t_1$. With $\nu_2 < 1$, t_1 will grow under the RG flow to strong coupling.

There is, however, also a tunneling process between the $(\text{l}; \text{r})$ arm s to consider. It is revealed by the quasiparticle-quasihole (qp-qh) symmetry of the completely filled effective lowest Landau level of the qps (i.e., the ground state of the Hall fluid) in the bulk which is protected by a gap larger than all other energy scales in the problem [14]. A similar argument for the electron-hole symmetry of the $(\nu_1 = 1; \nu_2)$ constriction geometry was presented in Ref. ([5]); in Fig.(3), we extend it to a general $(\nu_1; \nu_2)$ system by employing the notion of a relative filling factor (obtained by dividing throughout by the bulk ν_1).

A visual representation of the steps in the argument is presented in Fig.(3). For the system as shown in Fig.(2), we have a relative filling factor of unity in the bulk and that of $\nu_2 = 1$ of the Hall fluid inside the constriction

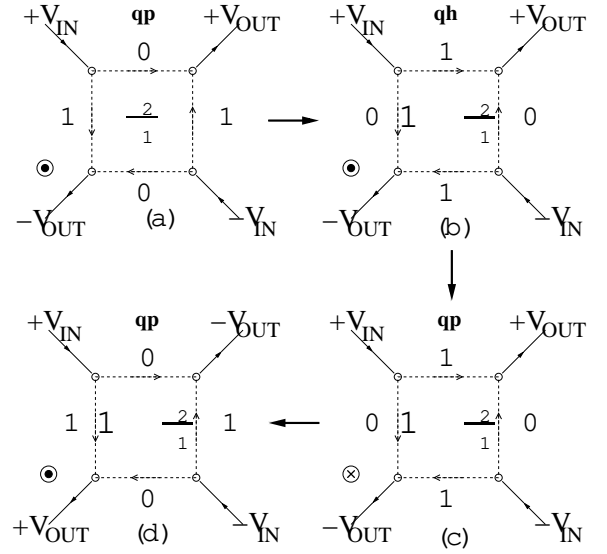


FIG. 3: The quasiparticle-quasihole (qp-qh) symmetry of the $(\nu_1; \nu_2)$ constriction geometry in terms of the relative filling factor. A similar diagram for the $\nu_1 = 1$ system was presented in Ref. ([5]). The source-drain bias $2V_{\text{in}}$ is applied to the two incoming arm s while $-V_{\text{out}}$ are the equilibration potentials of the two outgoing arm s. We first map the original circuit (a) of qps onto that of qhs (b) via a qp-qh conjugation, followed by mapping onto a circuit of qps with the external magnetic field reversed (c) and finally a mapping onto a circuit of qps with the original geometry (d) by rotating around the axis of the two outgoing arm s by 180° . In this way, an equivalence is established between the circuits in (a) and (d).

(Fig.(3a)). Now, a partially filled effective lowest Landau level of qps with relative filling $\nu_2 = 1$ can equivalently be studied in terms of a partially filled effective Landau level of qhs with relative filling $1 - \nu_2 = 1$ over a completely filled effective Landau level of qps. Thus, we can carry out a qp-qh conjugation transformation (Fig.(3b)) to go to a description in terms of qhs. Noting that qhs are time-reversed qps, we can map the qh system onto that of a qp system with the direction of the external magnetic field reversed (Fig.(3c)). A final rotation of 180° about the axis of the two outgoing arm s (Fig.(3d)) leaves us with a circuit of qps with the same geometry. Two things, however, have changed in undertaking this series of transformations. First, the relative filling of the constriction has changed from $\nu_2 = 1$ to $1 - \nu_2 = 1$. Second, the transmitted and reflected outgoing arm s (defined with respect to the source-drain bias) of the original circuit have been interchanged in reaching the final one; the transmitted and reflected conductances of the two circuits are now, in fact, linked by duality relations [5, 12]. Equally importantly, in analogy with the qp tunneling process between the two transmitted current arm s $(\text{u}; \text{d})$, this qp-qh transformation reveals the existence of a qh-tunneling process between the two reflected current arm s $(\text{l}; \text{r})$ of the constriction: $\nu_2 \cos(\psi^{\text{l}}(y=0) - \psi^{\text{r}}(y=0))$, with the RG

equation for the qh-tunnel coupling α_2 governed by the relative filling $1 - \alpha_2 = 1$

$$\frac{d\alpha_2}{d\ell} = (1 - (1 - \frac{\alpha_2}{\alpha_1})) \alpha_2 = \frac{\alpha_2}{\alpha_1} \alpha_2 : \quad (8)$$

Again, with $\alpha_2 < \alpha_1$ and $(\alpha_1; \alpha_2) > 0$, α_2 will also grow under the RG flow to strong coupling.

However, the couplings α_1 and α_2 affect the transmission through the constriction in opposite ways: while α_1 reduces the constriction transmission, α_2 increases it. A comparison of the two RG equations reveals that for a critical value of $\alpha_2 = \alpha_1(1 + \alpha_1)$, both couplings grow equally quickly and the qp-qh symmetry of the system fixes the constriction transmission t (and hence also the reflection) at its weak-coupling value of $t(\alpha_2) = g_{\text{lin};\text{out}} = 1 = 1/(1 + \alpha_1)$. The critical $(\alpha_2; t(\alpha_2))$ values obtained for $\alpha_1 = 1; 1/3$ are $(1/2; 1/2)$ and $(1/4; 3/4)$ respectively; these match exactly the critical filling factor and associated bias-independent transmission values obtained in Ref.([5]). Further, we see that for $\alpha_2 < \alpha_2$ ($\alpha_2 > \alpha_2$), the coupling $\alpha_1(\alpha_2)$ will grow to strong coupling faster than the coupling $\alpha_2(\alpha_1)$, thereby causing a dip (peak) in the constriction transmission at low energies (bias/temperature). This is in conformity with the puzzling zero-bias evolution of the constriction transmission with the gate voltage. This is also reflected in the chiral conductances $g_{\text{lin};\text{out}} \rightarrow 0$ (α_1) and $g_{\text{lin};\text{out}} \rightarrow 1$ (0) in the strong coupling limit of $\alpha_2 < \alpha_2$ ($\alpha_2 > \alpha_2$). These results are summarised in the RG phase diagram for our model (Fig.(4)), as a plot of the function $\ln \alpha_1 = \ln \alpha_2 = \alpha_1(1 - \alpha_2)$.

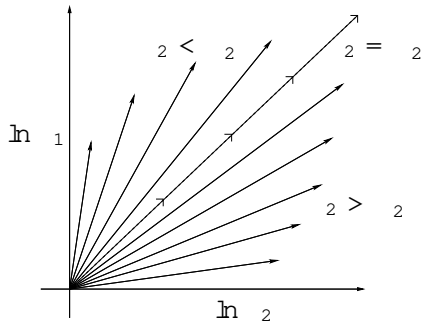


FIG. 4: The RG phase diagram for the model as a plot of the function $\ln \alpha_1 = \ln \alpha_2 = \alpha_1(1 - \alpha_2)$. All RG flows lead away from the weak-coupling unstable fixed point at the origin. The dashed line with unit slope represents the critical case of $\alpha_2 = \alpha_1$, where qp-qh symmetry fixes the constriction transmission at its weak coupling value. The region above (below) the critical line contains all RG flows with slopes greater (lesser) than unity and $\alpha_2 < \alpha_1$ ($\alpha_2 > \alpha_1$), for which $\alpha_1(\alpha_2)$ grows to strong coupling faster than $\alpha_2(\alpha_1)$, causing a dip (peak) in the transmission.

In conclusion, we have demonstrated that the puzzling

results obtained in the experiments [5, 6] can be understood from a simple model for the constriction with a filling factor lower than that of the bulk. Ballistic transport in the presence of a finite backscattered current (and associated longitudinal resistance) is understood as a consequence of current conservation and matching of the properties of the edge excitations in the bulk and constriction regions. By invoking a qp-qh symmetry of the system, we explain the observed evolution of the low-bias constriction transmission as arising from the competition between a qp and a qh tunneling process in determining the conductances at strong coupling, as well as make predictions for the critical constriction filling factor α_2 and associated constriction transmission $t(\alpha_2)$ for any quantum Hall system with such a constriction.

I am grateful to D. Sen and S. Rao for many stimulating discussions and constant encouragement. Special thanks are due to A. Altland, B. Rosenow, Y. Gefen and R. Mazzarello for many invaluable discussions. I am indebted to CCMT, IISc (Bangalore) and HRI (Allahabad) for their hospitality while this work was carried out.

Electronic address: slal@ictp.it

- [1] D. Yoshioka, The Quantum Hall Effect (Springer Series in Solid-State Sciences no. 133, Berlin, 2002) and references therein.
- [2] R. B. Laughlin, Phys. Rev. Lett. 50, 1395 (1983).
- [3] L. Saminadayar et al., Phys. Rev. Lett. 79, 2526 (1997); R. de Picciotto et al., Nature 389, 162 (1997).
- [4] C. L. Kane and M. P. A. Fisher, Phys. Rev. Lett. 68, 1220 (1992); Phys. Rev. B 46, 15233 (1992); X. G. Wen, Int. J. of Mod. Phys. B 6, 1711 (1992).
- [5] S. Roddaro, V. Pellegrini, F. Beltram, L. N. Pfeiffer and K. W. West, Phys. Rev. Lett. 95, 156804 (2005); S. Roddaro, V. Pellegrini, F. Beltram, G. Biasiol and L. Sorba, Phys. Rev. Lett. 93, 046801 (2004).
- [6] Y. C. Chung, M. Heiblum and V. Umansky, Phys. Rev. Lett. 91, 216804 (2003).
- [7] P. Fendley, A. W. Ludwig and H. Saleur, Phys. Rev. Lett. 74, 3005 (1995); Phys. Rev. B 52, 8934 (1995).
- [8] E. Papa and T. Strohm, Phys. Rev. Lett. 97, 046801 (2006); *ibid.*, cond-mat/0607458.
- [9] E. Papa and A. H. MacDonald, Phys. Rev. Lett. 93, 126801 (2004); *ibid.*, Phys. Rev. B 72, 045324 (2005).
- [10] R. D'A Costa, R. Raimondi and G. Vignale, Phys. Rev. B 68, 035314 (2003); L. P. Pryadko, E. Shimshoni and A. Auerbach, Phys. Rev. B 61, 10929 (2000).
- [11] See X. G. Wen, Advances in Physics 44, 405 (1995) for an excellent review.
- [12] S. Lal, in preparation.
- [13] Thierry Giamarchi, Quantum Physics in One Dimension (Oxford University Press, Oxford, 2004); C. L. Kane and M. P. A. Fisher in Perspectives in Quantum Hall Effects, S. Das Sarma and A. Pinczuk eds., John Wiley Publ., New York (1997).
- [14] S. M. Girvin, Phys. Rev. B 29, 6012 (1984).