

Orbital-selective Mott transitions in two-band Hubbard models

Nils Bluemer^a, Carsten Knecht^a, Krunoslav Pozgačič^{a,b}, Peter G. J. van Dongen^a

^aInstitute of Physics, Johannes Gutenberg University, 55128 Mainz, Germany

^bInstitute for Theoretical Physics, J. W. Goethe University, 60438 Frankfurt/Main, Germany

Received 7 June 2006

Abstract

The anisotropic two-orbital Hubbard model is investigated at low temperatures using high-precision quantum Monte Carlo (QMC) simulations within dynamical mean-field theory (DMFT). We demonstrate that two distinct orbital-selective Mott transitions (OSMTs) occur for a bandwidth ratio of 2 even without spin- $\uparrow\downarrow$ contributions to the Hund exchange, and we quantify numerical errors in earlier QMC data which had obscured the second transition. The limit of an all-inter-orbital coupling is introduced via a new generalized Hamiltonian and studied using QMC and Potthof's self-energy functional method, yielding insight into the nature of the OSMTs and the non-Fermi-liquid OSMT phase and opening the possibility for a new quantum-critical point.

PACS: 71.10.Fd; 71.27.+j; 71.30.+h

Keywords: Mott transition, orbital-selective, Hubbard model

1. Introduction

Recently, the suggestion [1] that the two consecutive phase transitions experimentally observed [2] in $\text{Ca}_{2-x}\text{Sr}_x\text{RuO}_4$ should be interpreted as "orbital-selective Mott transitions" (OSMTs) sparked a cascade of related theoretical papers (see [3] and references therein).

Microscopic studies of OSMTs usually consider the 2-band Hubbard model $H = H_1 + H_2 + H_3$, where

$$H_1 = \sum_{i,j} \sum_{m,n} t_{ij}^m c_{im}^\dagger c_{jn} + U \sum_{im} n_{im} n_{im\uparrow};$$

$$H_2 = \sum_i \sum_{\alpha\beta} (U_0 + J_{\alpha\beta}) n_{i\alpha} n_{i\beta}$$

include hopping between nearest-neighbor sites i, j with amplitude t_m for orbital $m = f, g$, intra- and inter-orbital Coulomb repulsion parametrized by U and U_0 , respectively, and Ising-type Hund's exchange coupling; $n_{im} = c_{im}^\dagger c_{im}$ for spin $\uparrow, \downarrow, \uparrow\downarrow$. In addition,

$$H_3 = \frac{1}{2} \sum_{im} J_z c_{im}^\dagger c_{im}^\dagger c_{im} c_{im} + c_{im}^\dagger c_{im} c_{im} c_{im}$$

contains spin- $\uparrow\downarrow$ and pair-hopping terms (with $1/2, \uparrow\downarrow$ etc.). As in [3], we refer to $H_1 + H_2 + H_3$ with the isotropic coupling $J_z = J$ as the J -model and to the simplified

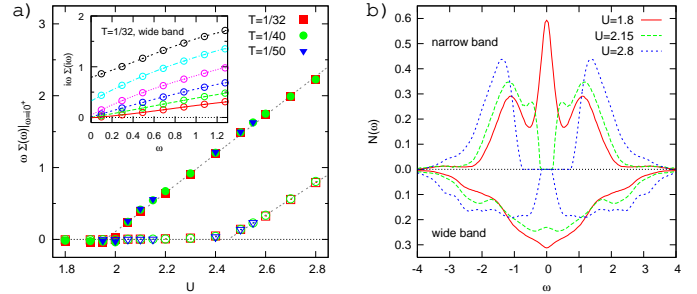


Fig. 1. a) Low-frequency analysis of self-energy. Main panel: weight of singularity at $\omega = 0$ for narrow/wide band (filled/open symbols) as determined by polynomial fits [shown in inset for $U = 2.8; 2.6; 2.4; 2.2; 2.0; 1.8$ (top to bottom)]. b) Spectra for metallic, orbital-selective, and insulating phases.

Hamiltonian $H_1 + H_2$ as the J_z -model; unless noted, $U_0 = U/2, J = U/4$ so that $U_0 + 2J = U$.

Early theoretical studies suggested that the expected 2 distinct OSMTs occur only in the full J -model [4], but not in the Ising type J_z -model [5,6]. Thus, it seemed as if spin- $\uparrow\downarrow$ and pair-hopping terms were essential ingredients to orbital-selective physics. However, this is not actually the case, as shown in a low-frequency analysis of high-precision QMC data [3] in Fig. 1a: a singularity develops at $\omega = 0$ for $U_{c1} \approx 2.0$ in the narrow-band self-energy, but only at $U_{c1} \approx 2.5$ in the wide-band self-energy (with linear increase for $U > U_{c1=2}$). Corresponding spectra (Fig. 1b) illustrate the characteristics of the 3 distinct phases.

Corresponding author.

Email address: Nils.Bluemer@uni-mainz.de (Nils Bluemer).

URL: komet337.physik.uni-mainz.de/Bluemer/ (Nils Bluemer).

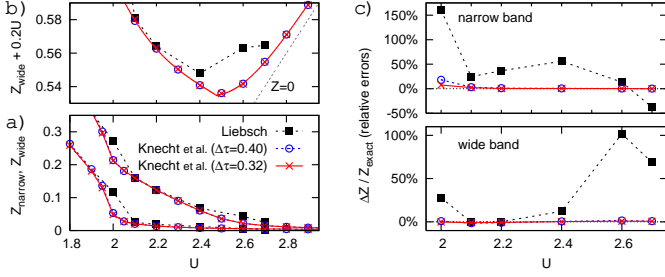


Fig. 2. a) QMC estimates of quasiparticle weights Z at $T = 1/32$: a) high-precision data [3] (circles, crosses) clearly shows kinks at $U_{c1} \approx 2.0$; b) suitable analysis reveals a second kink at $U_{c2} \approx 2.5$. The second transition is lost in the noise of earlier data [5] (squares) with errors exceeding 100% at both transitions (c).

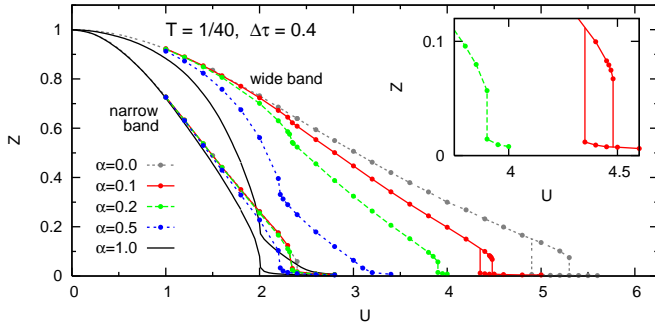


Fig. 3. Quasiparticle weights for generalized two-orbital model: at $T = 1/40$, the wide-band transition remains first order (with hysteresis) for small enough inter-orbital coupling $\alpha \leq 0.2$.

Discrete estimates $Z = [1 - \text{Im}(\Sigma(iT)) / (T)]^{-1}$ for the quasiparticle weight clearly show (only) the narrow-band transition (Fig. 2a); a second (wide-band) transition is visible as kink only in high-precision QMC data (circles, crosses) and after adding a linear term (Fig. 2b). Possible signals from this transitions cannot be distinguished from numerical errors in earlier QMC data [5] (squares) since they exceed 100% at both transitions (Fig. 2c).

2. Limit of small inter-orbital coupling

Clearly, the resolution of two orbital-selective Mott transitions with critical interactions differing by only about 20% is a very challenging task, in particular at temperatures attainable using QMC. In this situation, much insight can be gained by abandoning the constraint $U^0 + 2J = U$ fulfilled in nearly all earlier studies and instead studying the limit of small inter-orbital coupling. Hence, we consider $H = H_1 + H_2$ with $0 \leq J \leq 1$ so that $J = 0$ corresponds to uncoupled orbitals and $J = 1$ to the case studied previously.

It is a priori clear, that for $J = 0$ each orbital should undergo a usual Mott transition at an interaction determined by the corresponding bandwidth ($W = 2$ for the narrow, $W = 4$ for the wide band); note however, that even in this case the QMC results for both orbitals have no scaling relation at fixed $T > 0$. This is seen in Fig. 3: For $J = 0$, a large hysteresis region appears in the wide-band quasiparticle weight (uppermost, grey line) while only a single coex-

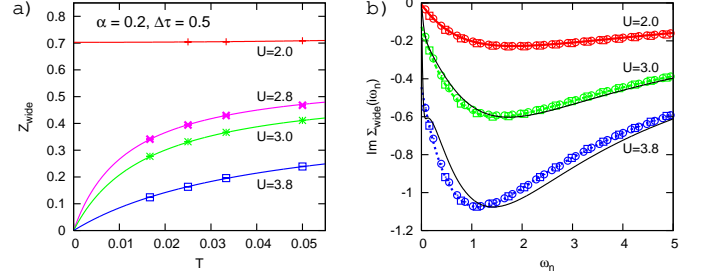


Fig. 4. a) Discrete QMC estimates of wide-band quasiparticle weights for $\alpha = 0.2$. In OSM phase ($2.3 \leq U \leq 3.9$), Z_{wide} decays to 0 for $T \neq 0$. b) In contrast, the self-energy is practically T -independent in QMC (squares: $T = 1/20$, circles: $T = 1/40$), consistent with DIA for $T = 0$ (solid lines).

istence point is resolved for the narrow band (at $T = 1/40$). Very importantly, the wide-band transition evidently remains first order at small, but significant inter-orbital coupling ($J = 0.1, J = 0.2$). It may be expected that the first-order range (in U) increases at lower temperatures which suggests that the wide-band OSM transition might be very weakly first order even at $J = 1$. However, the alternative of a quantum phase transition at some critical value $J = J_c$ is equally interesting and warrants further investigation.

3. Nature of orbital-selective Mott phase

As shown above, the (discretely estimated) quasiparticle weight Z is not well suited for detecting the second OSM transition. In fact, it is even misleading in the OSM phase: as seen in Fig. 4a, Z_{wide} is nearly constant as a function of T in the metallic Fermi-liquid phase ($U = 2.0$). However, this observable decays to 0 for $T \neq 0$ in the OSM phase. Naively, one might conclude that the OSM phase becomes indistinguishable from the insulating phase for $T = 0$. However, Fig. 4b proves that this is not the case: the self-energies are practically T -independent both in the metallic and in the OSM phase [with agreement between QMC results for different T and self-energy functional theory in dynamical impurity approximation (DIA)]; thus, the T dependence in Z_{wide} is an artifact of the discrete approximation. The non-Fermi-liquid character of the wide band in the OSM phase is clearly seen as the finite limit of $\text{Im} \Sigma_{\text{wide}}$ for $\omega_n \rightarrow 0^+$.

We acknowledge support by the DFG (FG 559/B1775/1).

References

- [1] V.I. Anisimov, I.A. Nekrasov, D.E. Kondakov, T.M. Rice, and M. Sigrist, Eur. Phys. J. B 25, 191 (2002).
- [2] S. Nakatsuji, Y. Maeno, Phys. Rev. Lett. 84, 2666 (2000); Phys. Rev. B 62, 6458 (2000).
- [3] C. Knecht, N. Blümer, and P.G.J. van Dongen, Phys. Rev. B 72, 081103(R) (2005); P.G.J. van Dongen, C. Knecht, and N. Blümer, Phys. Stat. Sol. (b) 243, 116 (2006).
- [4] A. Koga, N. Kawakami, T.M. Rice, and M. Sigrist, Phys. Rev. Lett. 92, 216402 (2004).
- [5] A. Liebisch, Phys. Rev. B 70, 165103 (2004).
- [6] A. Koga, N. Kawakami, T. Rice, and M. Sigrist, Physica B 359–361, 1366 (2005).