

Dynamical noise and avalanches in quasi-static plastic flow of amorphous solids

Ariel Lemaitre⁽¹⁾ and Christiane Caroli⁽²⁾⁽¹⁾ Institut Navier, LM-SCG, 2 allée Kepler, 77420 Champs-sur-Marne, France and⁽²⁾ INSP, Université Pierre et Marie Curie-Paris 6, Université Denis Diderot-Paris 7, CNRS, UMR 7588 Campus Boucicaut, 140 rue de Lourmel, 75015 Paris, France

(dated: March 23, 2024)

We build a mean-field model of plasticity of amorphous solids, based on the dynamics of an ensemble shear transformation zones, interacting via intrinsic dynamical noise generated by the zones themselves. We compare the quasi-static, steady-state properties for two types of noise spectrum: (G) Gaussian; (E) broad distribution derived from quadrupolar elastic interactions. We find that the plastic flow proceeds via avalanches whose scaling properties with system size are highly sensitive to noise tails. Comparison with available data suggests that non-affine strain fields might be of paramount importance in the small systems accessible to molecular simulations.

Decades of efforts to explain plasticity of amorphous solids, and more generally of jammed disordered systems (foams, granular media, colloidal glasses...), have converged towards general agreement on the nature of the elementary dissipative events in these highly multistable systems. They involve sudden rearrangements of small clusters comprising a few basic structural units (molecules, bubbles, grains,...). Each 'ip' can be viewed as the shear-induced transformation of an ellipsoidal Eshelby inclusion and generates a long-range elastic displacement field with quadrupolar symmetry. In spite of this progress, relating the macroscopic stress response to the statistics of elementary events remains a challenging question.

Recently, two phenomenologies of plasticity of jammed systems (SGR [1] and STZ [2]) have been proposed. For zero-temperature systems, they derive constitutive equations based on a few common assumptions for the shear-induced dynamics of an ensemble of non-interacting shear 'zones' (or 'traps'). Namely, theippable zones are advected by the external drive at shear rate $\dot{\gamma}$ toward their instability threshold; meanwhile, their elastic energy fluctuates under the effect of a mechanical noise, assumed to be described by a fixed effective temperature. Flips can thus be triggered before zones reach the instability threshold, with strain-rate independent, Arrhenius-like jump probabilities. In this sense noise, in these models, can be viewed as extrinsic.

Given that noise has a crucial bearing on the form of the resulting constitutive laws, it would be desirable, however, to relate phenomenological models to microscopic arguments. Following Argon et al [3], consider a zone far from its threshold. As time elapses, its strain is advected by the external drive. In steady state, ips occurring at random sites elsewhere in the material emit at an average rate $\dot{\gamma}$ (elastic signals which propagate at sound speed and upon arrival, shift the local strain. These fluctuating shifts, originating from spatially random sources, constitute the dynamical, intrinsic, mechanical noise. In view of the long range of elastic couplings, one can expect it to give rise, as in comparable

systems with pinning and long range interactions [4], to avalanches, i.e. 'instantaneous' series of events triggered by a single initial ip. The existence of correlated ips may have a bearing on the macroscopic plastic properties, including the emergence of shear localization.

In this letter, we analyze a mean-field model for the quasi-static dynamics of a random 2D ensemble of N zones, driven by shear and interacting only via intrinsic, dynamical noise. We first clarify the limits of the quasi-static regime in which ips can be assumed instantaneous and avalanches are well-separated. We then construct two versions of the model, differing in their assumptions about the noise spectrum: model G with Gaussian noise and model E more realistically based upon the quadrupolar elastic field [5]. In both cases, we find, in agreement with previous numerical simulations of molecular glasses [6, 7, 8, 9], that ips cluster into avalanches of average size $\ln N$ increasing as a power of system size N . As expected, the average stress drop decreases with N ensuring proper convergence towards a smooth stress curve. The two noise spectra, however, lead to drastic differences in several important features, including: the average shear stress, the distribution of avalanche sizes and its scaling properties, and the scaling exponent β . For model G, simple arguments based upon an approximate master equation provide a reasonable prediction for β . A similar argument fails for model E, probably due to the presence of tails larger than Gaussian, even though all the moments of the elastic noise are finite. Confrontation with molecular simulation results points towards the need for further developments, including in particular non-affine strain field effects.

We consider an ensemble of N identical zones of size a , randomly distributed with a fixed density $a^2 = d^2$, in a 2D elastic medium of lateral size L . The elastic state of each zone is characterized by an internal strain ϵ_i , which measures the departure from its zero stress state. The ϵ_i 's lie below a common stability threshold ϵ_c . The system is driven by external shear at rate $\dot{\gamma}$, which advects all ϵ_i . When a zone reaches ϵ_c , it disappears and another one is created at an uncorrelated position, with zero initial

stress (hence zero local strain). The duration of a $\dot{\epsilon}_p$, controlled by acoustic radiative damping, is $t_0 = a/c_s$ with c_s a sound speed. A $\dot{\epsilon}_p$ at site \mathbf{r}_i emits an acoustic signal which propagates throughout, and modifies the local strains of all other zones j , which adjust over a time t_0 , to this space-dependent shift $\langle \epsilon_j \rangle$. Following Picard et al [5], this elastic field has quadrupolar symmetry, hence zero average: it constitutes a noise acting on the i .

In steady state, the average $\dot{\epsilon}_p$ rate in the whole system is $R_{\dot{\epsilon}_p} = \dot{\epsilon}_p^1 / t_{\dot{\epsilon}_p} = N / \tau_c$. In the absence of avalanches, the noise correlation time is t_0 , and the quasi-static regime corresponds to $t_{\dot{\epsilon}_p} = t_0$ i.e. $\tau_c = \tau_{\dot{\epsilon}_p} = \frac{c}{N t_0}$. For a glass-like system, with $c = 1\%$, $a = 1\text{nm}$, zone density $a^2 = d^2 = 10^{-1}$, lateral size $L = 1\text{mm}$, this yields the noise criterion $\tau_c = 1\text{s}^{-1}$. Now, an elastic noise signal may drive some ϵ_j 's beyond ϵ_c , hence trigger secondary $\dot{\epsilon}_p$ s, thus initiating an avalanche, whose duration t_a is set by sound propagation. For a conservative estimate we take the average distance between successive $\dot{\epsilon}_p$ s to be L . This leads to $t_a = \ln L / c_s$ with $\ln L$, the average avalanche size. The average avalanche frequency is thus $R_a = t_a^{-1} = \frac{N}{\ln L c_s}$, and the quasi-static condition becomes [11]: $\tau_c = \frac{c}{L N} = \frac{a}{L} \dot{\epsilon}_p$. Avalanches drastically reduce the quasi-static range. A second important point, usually ignored, is the rapid shrinking of this range with system size.

Models: In the quasi-static regime the dynamics reduces to steady drift of all ϵ_i 's at fixed ϵ_c , interspersed with instantaneous avalanches. We can eliminate time and define our models following a two-step algorithm: (i) We start from a configuration where all $\epsilon_i < \epsilon_c$. We identify $\epsilon_m = \text{Max}(\epsilon_i)$ and shift the macroscopic strain, hence all ϵ_i 's, by $\epsilon_{\text{drift}} = \epsilon_c - \epsilon_m$. (ii) Zone m $\dot{\epsilon}_p$ s, i.e. is removed while another one is introduced at zero strain. The resulting elastic signal is modelled by random shifts $\delta \epsilon_i$ of all other ϵ_i 's. Here, we make the mean-field assumption that the ϵ_i 's are independent random variables, which amounts to ignoring the correlations due to the spatial zone arrangement. The elastic nature of dynamical noise then enters via the spectrum of $\delta \epsilon_i$'s (see below). This first $\dot{\epsilon}_p$ yields a new configuration $\epsilon_i^{(1)}$. If $\epsilon_m^{(1)} < \epsilon_c$ we are back to step (i). Otherwise, an avalanche starts: we count the number $z = q_1$ of zones that $\dot{\epsilon}_p$ at this stage and treat their noise signals successively. If the first signal triggers q_2 new $\dot{\epsilon}_p$ s, z is updated as $z \leftarrow z + q_2 - 1$, etc. The avalanche stops when $z = 0$; its size $n = 1 + q_1$. We implement this algorithm with two specifications of dynamical noise.

Model E is based upon the results of Picard et al [5]: the elastic strain at position $(\mathbf{r}; \theta)$ from a $\dot{\epsilon}_p$ is: $\frac{2}{L^2} \frac{a^2}{r^2} \cos(4\theta)$, where θ is measured from a principal axis of the macroscopic strain, and the elementary strain $\epsilon_0 = \epsilon_c = L^2 = 2N a^2$. Each instance of the noise $\delta \epsilon_i$ is obtained by uniform Monte-Carlo sampling of

$(\mathbf{r}; \theta) \in [0; L] \times [0; \pi]$, where d is the average distance between nearest zones and $L^2 = N d^2$. Note the size dependence of this elastic noise, of variance $\epsilon_N = 2A_0 \frac{a^2}{L^2} = \frac{2}{N}$, where, in our circular geometry, the factor $A_0 = 1 = \frac{1}{2}$. One easily checks that the noise distribution $\epsilon_N(\theta)$ exhibits a $1 = \frac{1}{2}$ behavior up to the cut-off $2a^2 \epsilon_0 = d^2$ beyond which it vanishes, so that all its moments are finite.

Model G assumes that noise is simply Gaussian with the same variance ϵ_N . It will provide a test of the influence of tail shapes in ϵ_N .

Numerical results: In order to study the statistical properties of such models in steady state, we eliminate the initial transient ($< 2 \epsilon_c$) and perform ergodic averaging over long time intervals involving $\sim 10^5$ avalanches. We plot on Figure 1 the variations of the average avalanche size $\ln \langle n \rangle$ with system size N . The data for model E fit closely the power law $\ln \langle n \rangle = N^E$, with $E = 0.147$, over the whole range (two decades). The data for model G are consistent with an asymptotic (see insert) power law behavior $\ln \langle n \rangle = N^G$, with the trivial exponent $G = 1/2$.

We also compute the ergodic average of the macroscopic stress σ . Since the macroscopic strain equals the average zone strain, $\sigma = 2 \langle \epsilon_i \rangle$ (with the shear modulus). We find for $\epsilon_c = (2 \epsilon_0)$ the values $G = 0.40$ and $E = 0.42$. The 5% difference, though small, is numerically significant. We also check, in agreement with the above power law scalings, that stress fluctuations decrease rapidly with system size, the ranges of the noisy stress curves becoming completely separated for $N > 32000$. Different values imply differences in the stationary distribution p of ϵ_i . $p(\epsilon)$ is represented on Figure 2 for both models and various values of N . For each model, p converges rapidly almost everywhere

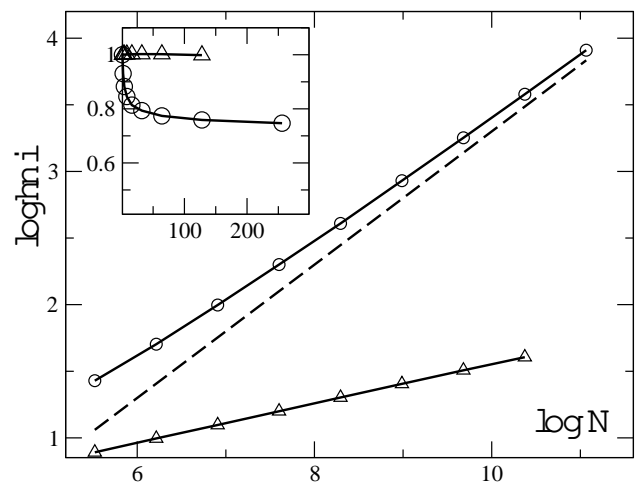


FIG. 1: A average avalanche size $\ln \langle n \rangle$ vs N for models G (triangles) and E (circles). The dashed line has slope $1/2$. Insert: $\ln \langle n \rangle = \ln \langle n(N_0) \rangle + N^G$ vs $N = N_0$ with $N_0 = 250$.

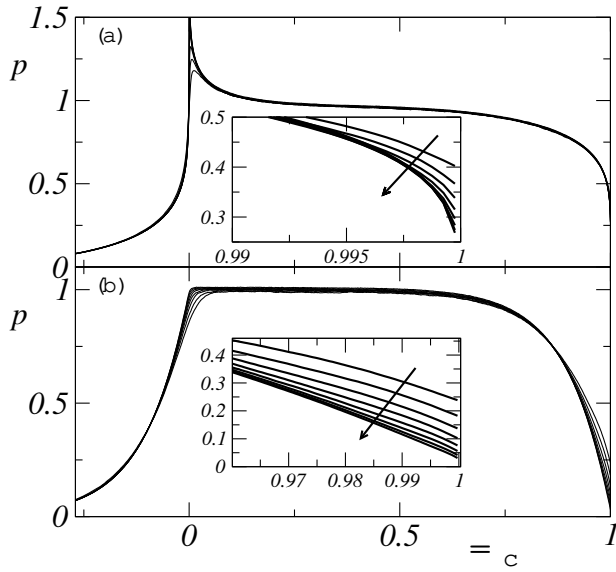


FIG. 2: Steady state distribution p of zone strains vs c for: (a) model E; (b) model G. Insets: blow-ups of the near-threshold region. The arrows indicate increasing values of $N = 250, 500, 1000, 2000, 4000, 8000, 16000, 32000$ ($q = 0; \dots; 7$).

towards a limit curve, which explains that the values vary by less than 0.4% (model G) and 0.02% (model E) when N increases from 1000 to 32000. While p_G and p_E are similar in most of the range, they present significant differences in two regions, $c \approx 0$ and $c \approx 1$. The peak in p_E results from refeeding zones at $c = 0$ after jumps. The larger an avalanche, the more the corresponding peak is broadened by ulterior jumps within the avalanche itself. We therefore attribute the washing out of the peak for model G to the fact that it exhibits much larger avalanches. More significant for our purpose is the detailed behavior of p near threshold, which reflects avalanche statistics. In particular, $p_c = p(c)$ is directly related to $\ln i$. Indeed, the average jump and avalanche rates verify $R_{ip} = R_a \ln i$. On the other hand, the advected zone flux in steady state reads $f_{adv} = p_c N$. It comprises all zones initiating avalanches (while the "descendants" of each of these mother zones feed the noise contribution to the total flux R_{ip}). Hence $f_{adv} = R_a$, from which $p_c = (\ln i_c)^{-1}$. Since the data indicate that $\ln i$ diverges for $N \rightarrow 1$, they also indicate that the absorbing boundary condition $p_c = 0$ should hold asymptotically here. This relation provides a consistency test of our calculations. We determine p_c with the help of a second order polynomial extrapolation near c , with sampling intervals $\Delta c = 1.25 \cdot 10^{-6}$. We find that the relation $p_c \ln i_c = 1$ holds within 1% for model G, and 3% for model E.

Discussion In order to try and obtain analytical estimates for the above avalanche size scalings, we describe

the evolution of $p(c)$ by the approximate master equation:

$$\frac{\partial p}{\partial t} = -\frac{\partial p}{\partial c} + \sum_{c=1}^Z d^0 p(c) w(c) - p(c) + \frac{f}{N} \delta(c) \quad (1)$$

where w is the single jump transition probability: $w(c) = N^{-1} \sum_{c=1}^Z d^0 p(c)$ with the above-defined noise distribution. Here $\delta(c) = \sum_{c=1}^Z d^0 w(c)$. The delta term, proportional to the normalized zone flux $f/N = p_c$, accounts for post-jump reinjection and ensures the conservation of zone number. In this approximation, advection operates between all single jumps, which amounts to neglecting intra-avalanche time correlations. This leads to an average advective shift during an avalanche $\ln i_{adv} = R_a \ln i = N$, to be compared with the average diffusive broadening $\ln i_{diff} = N$ with $p^N \approx N^{-2}$ the noise variance. Hence, $\ln i_{adv} = \ln i_{diff}$ which suggests that our approximation should improve in the large N limit. Integration of equation (1) in steady state yields:

$$\frac{f}{N} = p_c = -\frac{\partial p}{\partial c} + \sum_{c=1}^Z d^0 p(c) w(c)$$

Since w is peaked around zero, we expand $p(c)$ close to c to first order: $p(c) = p_c + (c - c) p'_c$. Using $p_c = (\ln i_c)^{-1}$, we obtain for the average avalanche size:

$$\ln i = 1 + \frac{N h^+ i_+}{c} + \frac{N p_c^0 h^+ i_+}{2} \quad (2)$$

where the (semi-)moments $h^+ i_+ = \sum_{c=0}^{R_1} d^0(c) w(c)^+$. For both models, $h^+ i_+ = \frac{A_0}{c} \approx \frac{2}{N}$, while $h^+ i_+^{(G)} = \frac{A_0}{c}$ and $h^+ i_+^{(E)} = \frac{8}{c} \frac{\log N}{N}$. If p_c^0 converges towards a finite value $p_c^{(1)}$, equation (2) predicts that, for large systems,

- for model G: $\ln i \sim N^{1/2}$
- for model E: $\ln i \sim \log N$

While this prediction accounts satisfactorily for the numerical results for model G, we have checked (see also Fig. 1) that the log scaling is ruled out by our data. The reason for this failure is illustrated by the insert of Fig. 2-(a). For model E, we find that, for increasing N , p becomes increasingly steep in the near vicinity of c . In the N -range investigated, we see a marked, non-saturating, increase of p'_c suggesting a possible divergence, higher derivatives increasing even faster. This highly singular behavior clearly invalidates the above truncated expansion of p for model E. Conversely, for model G, we find numerically that $p_c^0 \approx \frac{2}{A_0}$ does exhibit convergence towards ≈ 1.3 .

This discussion points towards our central result: the slowly space decrease typical of elastic interactions crucially affects avalanche behavior. This holds not only for their average size, but, as well for their size distribution $\xi(n)$. As appears on Fig. 3, for both models, $\xi(n)$

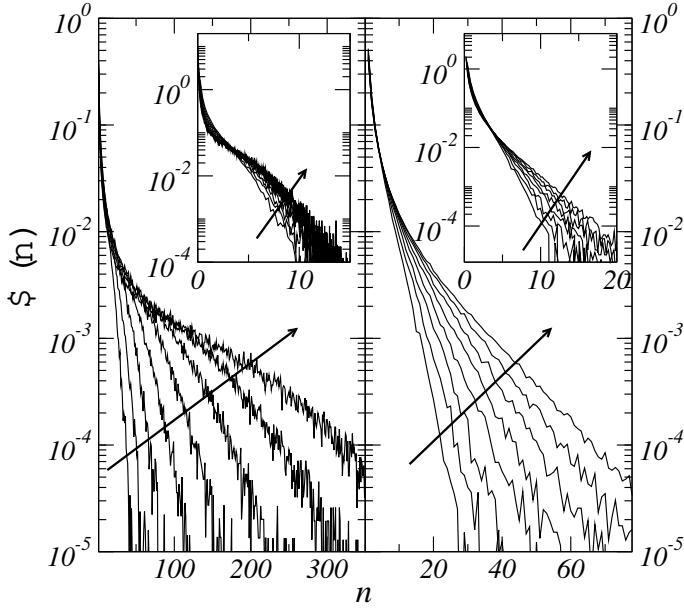


FIG. 3: Distribution $P(n)$ of avalanche sizes, for model G (left) and E (right), and for all system sizes. Inserts: $n^{1/2}P(n)$ vs $n^{1/2}$. The arrows indicate the direction of increasing sizes.

decreases exponentially for $n \gg n_i$. However, a fundamental difference appears when attempting to rescale $P(n)$ as $P(n) = (1/n_i) f(n/n_i)$ (inserts of Fig. 3). For model G, the quality of the collapse, good for $n \gg n_i$ at all N , improves with system size in the small $n \approx n_i$ range. On the contrary no such scaling holds for model E.

These results on dynamical noise effects, which remain preliminary, indicate two routes for further investigations.

Our mean-field approximation wipes out from the start the directional effects arising from the quadrupolar structure of the elementary events, which are responsible for the preferential avalanche orientations observed in the LJ glass simulations by Maloney et al [6, 7] and Tanguy et al [9]. In order to evaluate the robustness of the mean-field scalings and also to start addressing the is-

sue of localization, full simulations of model E will be necessary.

The second series of questions arises when confronting our results with those of [6, 7]. Maloney et al find in the quasi-static regime that n_i scales approximately as $N^{1/2}$. Moreover their avalanche distribution obeys quite well the above-mentioned scaling. Analogous results emerge from the 3D simulation of an amorphous metallic alloy by Bailey et al [8]. This seems to plead in favor of Gaussian noise. This a priori surprising conclusion raises a further question. Recently, Leonforte et al [10] have shown that the elastic response of amorphous solids self-averages into the continuum elastic response only beyond a length scale of order ~ 20 molecular diameters a_0 . For $r < \sim 20$, the elastic response is dominated by non-affine effects. So, for the existing molecular simulations focusing on avalanche dynamics, where L is limited to $\sim 50 a_0$ units, noise tails are very likely to be controlled by elastic non-affinity. Incorporating such effects into models of intrinsic noise thus appears as an important, though intricate, issue.

-
- [1] P. Sollich, Phys. Rev. E 58, 738 (1998).
 - [2] M. L. Falk and J. S. Langer, Phys. Rev. E 57, 7192 (1998).
 - [3] A. S. Argon, V. V. Bulatov, P. H. Mott, and U. W. Suter, J. Rheol. 39, 377 (1995).
 - [4] M. C. Kuntz and J. P. Sethna, Phys. Rev. B 62, 11699 (2000).
 - [5] G. Picard, A. Ajdari, F. Lequeux, and L. Bocquet, Eur. Phys. J. E 15, 371 (2004).
 - [6] C. Maloney and A. Lemaitre, Phys. Rev. Lett. 93, 16001 (2004).
 - [7] C. Maloney and A. Lemaitre, Phys. Rev. E 74, 016118 (2006).
 - [8] N. Bailey et al, private communication.
 - [9] A. Tanguy, F. Leonforte, and J.-L. Barrat, cond-mat/0605397, 2006.
 - [10] F. Leonforte et al, Phys. Rev. B 72, 224206 (2005).
 - [11] Clearly, a statistical description of avalanches also demands that $n_i \ll N$. We will see that this condition is fulfilled in our models.