

Bose-Einstein condensates in accelerated double-periodic optical lattices: Coupling and Crossing of resonances

D. Witthaut,¹ E. M. Graefe,¹ S. Wimmerberger,^{2,3} and H. J. Korsch¹

¹Fachbereich Physik, TU Kaiserslautern, D-67653 Kaiserslautern, Germany

²Dipartimento di Fisica Enrico Fermi and CNR-INFM,

Universita degli Studi di Pisa, Largo Pontecorvo 3, I-56127 Pisa, Italy

³CNISM, Dipartimento di Fisica del Politecnico,

Corso Duca degli Abruzzi 24, 10229 Torino, Italy

(Dated: January 19, 2022)

We study the properties of coupled linear and nonlinear resonances. The fundamental phenomena and the level crossing scenarios are introduced for a nonlinear two-level system with one decaying state, describing the dynamics of a Bose-Einstein condensate in a mean-field approximation (Gross-Pitaevskii or nonlinear Schrödinger equation). An important application of the discussed concepts is the dynamics of a condensate in tilted optical lattices. In particular the properties of resonance eigenstates in double-periodic lattices are discussed, in the linear case as well as within mean-field theory. The decay is strongly altered, if an additional period-doubled lattice is introduced. Our analytic study is supported by numerical computations of nonlinear resonance states, and future applications of our findings for experiments with ultracold atoms are discussed.

PACS numbers: 03.75.Lm, 03.65.Nk, 03.65.Xp

I. INTRODUCTION

In the last decade, the advance of atom and quantum optics has made it possible to realize and to study the evolution of the center-of-mass motion on scales ranging from the microscopic (single particle) to the macroscopic (many-particle) realm [1, 2]. In a typical experiment with ultracold atoms, interactions can either be made negligibly small or reduced to a mean-field effect on the evolution of the macroscopic order parameter of a Bose-Einstein condensate (see, e.g., [2, 3] and references therein). The latter approach results in an effective nonlinear Schrödinger equation, the following Gross-Pitaevskii equation:

$$\frac{\hbar^2}{2m} \frac{\partial^2}{\partial x^2} \psi + V(x) + g|\psi|^2 \psi = i\hbar \frac{\partial}{\partial t} \psi; \quad (1)$$

that describes the dynamics of the macroscopic wave function (or of the order parameter) of a Bose-Einstein condensate (BEC) for zero temperature [3]. This mean-field description has proved to be extremely successful and reliable for most of recent experiments. The nonlinearity of the equation leads to a variety of surprising phenomena, which are present even in a simple nonlinear two-level system. Self-trapping of a BEC in a double-well trap was observed experimentally only recently [4]. The self-trapping transition manifests itself in the appearance of novel nonlinear eigenstates [5]. The appearance and disappearance of nonlinear eigenstates may also lead to a breakdown of adiabaticity and nonlinear Zener tunneling [6, 7, 8].

In the present paper, we investigate nonlinear quantum dynamics in decaying systems. Up to now, only relatively few papers have studied nonlinear and non-hermitian quantum dynamics, discussing self-stabilizing, shifting and broadening of nonlinear resonances [9, 10, 11, 12, 13]. Here we focus on the coupling of nonlinear resonances in nonlinear, non-hermitian level crossing scenarios. Our first object of investigation, the nonlinear two-level system with one decaying level, offers analytic access to this subject. The eigenvalues and eigenvalues of its linear counterpart show some interesting features, such as exceptional crossing scenarios [14].

A very natural experimental setup leading to nonlinear dynamics and decay is the dynamics of a Bose-Einstein condensate in a tilted or accelerated optical lattice, corresponding to the Wannier-Stark scenario of solid-state physics [16].

The decay dynamics in a nonlinear Wannier-Stark system was recently discussed in [12, 13]. It was shown that a nonlinear mean-field interaction can destroy resonant tunneling. In this paper, we extend these studies to a double-periodic optical lattice. The decay dynamics in this system shows some interesting features even in the linear case, such as a splitting of resonant tunneling peaks. The different types of non-hermitian crossing scenarios can be observed in dependence of the system parameters.

The paper is organized as follows: first of all we review some important results about the crossing scenarios in the non-hermitian two-level system in the linear (section II) and the nonlinear (section III) case. The double-periodic Wannier-Stark system is introduced and analyzed in section IV. Nonlinear Wannier-Stark resonances for a doubly periodic lattice are presented in section V. A discussion of novel experimental applications of our findings follows in section VI.

Electronic address: witthaut@physik.uni-kl.de

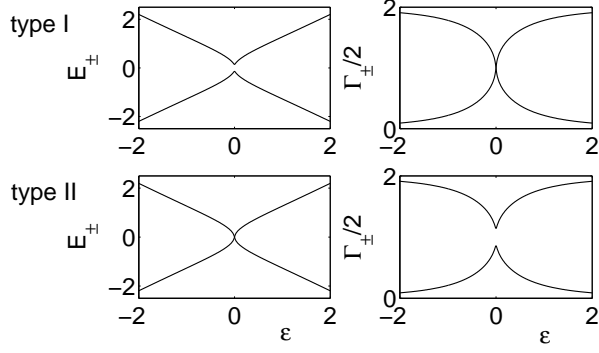


FIG. 1: Real (left) and imaginary (right) part of the eigenvalues (3) as a function of ϵ for $v = 1$. A type I crossing is found for $v = 1.01 > 1$ (upper figures), a type II crossing is found for $v = 0.99 < 1$ (lower figures).

II. CROSSING SCENARIOS OF RESONANCES IN LINEAR QUANTUM MECHANICS

We prepare for the full discussion of nonlinear resonance states as solutions of Eq. (1) by reviewing some essential properties of the simpler linear case. First of all, we want to illustrate the different types of possible curve crossing scenarios for non-hermitian systems. To start with, we briefly review a simple and instructive model system, a two-level Hamiltonian with one decaying level [14, 15]:

$$H_2 = \begin{pmatrix} 0 & v \\ v & 2i - v \end{pmatrix} \quad (2)$$

with $v \in \mathbb{R}$ and $v \geq 0$. In this approach it is assumed that one of the bare states decays with rate v , while the decay is negligible for the other one. The mean energy of the two bare states is set to zero, the energy difference is given by 2 . The two states are coupled with strength v . A different, non-hermitian two-level Hamiltonian was previously discussed by Berry [17].

The eigenvalues of the non-hermitian Hamiltonian (2) are given by

$$E_{\pm} = i \frac{v}{2} \pm \sqrt{\left(\frac{v}{2}\right)^2 + v^2} = E_{\pm} \pm i \frac{v}{2} \quad (3)$$

Both real and imaginary part of the eigenvalues are different for $\epsilon \neq 0$. (Anti) crossings of the real and imaginary part are found only in the critical plane $\epsilon = 0$. The exceptional line $v = 0$ separates the critical plane into different regions:

- For $v > 0$ the imaginary parts of the eigenvalues coincide, $\Gamma_{\pm} = v$, while the real parts differ. This case is denoted as type I crossing.
- For $v < 0$ the real parts of the eigenvalues coincide, $E_{+} = E_{-} = 0$, while the imaginary parts differ. This case is denoted as type II crossing.
- The eigenvalues are fully degenerate, $E_{+} = E_{-}$, along the critical lines $v = 0$.

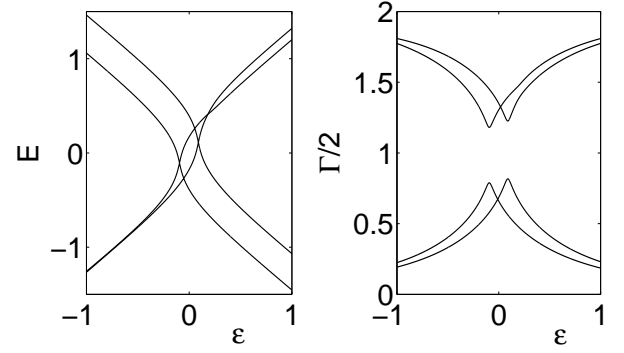


FIG. 2: Real (left) and imaginary (right) part of the eigenvalues of the four-level Hamiltonian (4) as a function of ϵ for $v = 1, v = 0.98, w = 0.04$ and $\epsilon = 0.2$.

The two different crossing types are illustrated in Fig. 1. For a type I crossing, i.e. $v > 0$, the imaginary parts of the eigenvalues cross while the real parts anti-cross. For a type II crossing, i.e. $v < 0$, it is the other way round. Physically this crossing describes a resonantly enhanced tunneling (RET) effect: the decay rate of the lower state increases significantly if this state is energetically close or equal to the decaying upper level.

In view of the discussion of Wannier-Stark resonances in period-doubled lattices in the following sections we want to introduce another model system. We assume that the bare states split up into two states, where the energies of the stable bare states differ slightly by 2 . Each stable state mainly couples to one of the decaying states, while all other couplings are assumed to be weak. We consider the Hamiltonian

$$H_4 = \begin{pmatrix} H_2 + A & W \\ W & H_2 - A \end{pmatrix} \quad (4)$$

with the two-level Hamiltonian H_2 defined in (2) and

$$A = \begin{pmatrix} 0 & 0 \\ 0 & 1 \end{pmatrix}; \quad W = w \begin{pmatrix} 1 & 1 \\ 1 & 1 \end{pmatrix} \quad (5)$$

Figure 2 shows the eigenvalues of this Hamiltonian in dependence of the on-site energies ϵ . One observes that the resonance peak splits up into two peaks. Two possibilities for resonant tunneling, i.e. two type II crossings, are found instead of just one. This crossing scenario is robust against small variations of the coupling w as long as $w \neq 0$ is fulfilled. A non-vanishing coupling w causes a slight asymmetry of the two crossings. For $v > 0$ one has two type I crossings instead, i.e., the imaginary parts of the eigenvalues cross while the real parts anti-cross.

The change of a system parameter, e.g. the strength of the Stark field F in the Wannier-Stark system discussed in section IV, will typically affect the bare state energies as well as the decay rate and the coupling strengths. Therefore we consider a variety of the four-level Hamiltonian (4), the parameters of which are functions of the

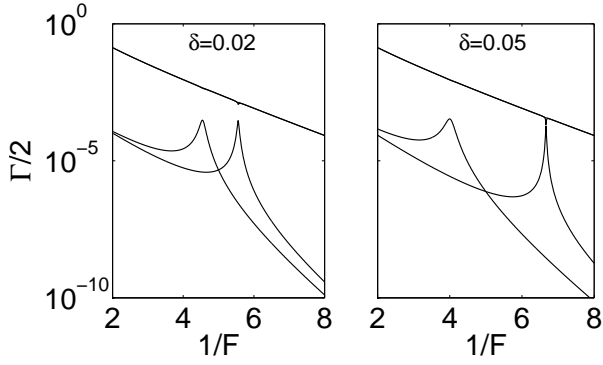


FIG. 3: Imaginary part of the eigenvalues of the four-level Hamiltonian (4) as a function of $1/F$ and $\delta = 0.02$ (left) and $\delta = 0.05$ (right). See text for details.

external field F :

$$\begin{aligned} \epsilon &= F + 0.1 \\ \epsilon &= F e^{-1/F} \\ v &= 0.05 F e^{-1/2F} \\ w &= 0.01 F e^{-1/2F} : \end{aligned} \quad (6)$$

The exponential scaling of the decay rate is well known from standard Landau-Zener theory (see, e.g., [18]). The dependence of the bare state energies and the coupling coefficients on F were analyzed in detail for a two-ladder system in [19]. It was shown that the Wannier-Stark spectrum is accurately described assuming that the parameters scale as in Eq. (6). The actual values of coefficients in (6) are chosen in an ad hoc manner for illustration only. The resulting decay rates are illustrated in Fig. 3. For $\delta = 0.02$, we find two type II crossings. With increasing δ , the crossing on the right changes its form and becomes a type I crossing. Such a crossing scenario is naturally realized for Wannier-Stark resonances in double-periodic lattices, as will be shown in Fig. 9 below.

III. NONLINEAR NON-HERMITIAN CROSSING SCENARIOS

The linear non-hermitian two-level system described in section II neglects any particle-interaction. Including this interaction in a mean field-description according to the Gross-Pitaevskii-equation (1) yields a nonlinear non-hermitian two-level system [20], described by the Hamiltonian

$$H_{mf} = \begin{pmatrix} \epsilon & 2c j_1^2 \\ v & \epsilon + 2c j_2^2 \end{pmatrix} - i \begin{pmatrix} v & 0 \\ 0 & v \end{pmatrix} \quad (7)$$

where the nonlinearity parameter c is proportional to the parameter g in the Gross-Pitaevskii-equation (1). The nonlinear eigenstates are then defined as the self-

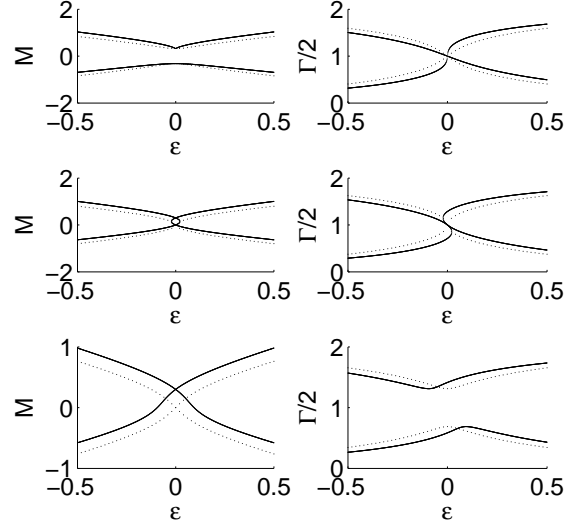


FIG. 4: Real (left) and imaginary (right) part of the eigenvalues (9) as a function of ϵ for $\delta = 1.00$ and $c = 0.3$ and $v = 1.05 > 1$ (upper figures), $v = 1.00 = 1$ (middle figures), $v = 0.95 < 1$ (lower figures). The linear levels ($c = 0$) are plotted as dotted lines for comparison.

consistent solutions of the time-independent Gross-Pitaevskii-equation

$$H_{mf} \begin{pmatrix} 1 \\ 2 \end{pmatrix} = \begin{pmatrix} 1 \\ 2 \end{pmatrix} : \quad (8)$$

The nonlinear eigenstates crucially depend on the normalization of the state vector, which is fixed as $j_1^2 + j_2^2 = 1$ throughout this section. For convenience we symmetrize the nonlinear Hamiltonian (7) by subtracting a constant energy term $c(j_1^2 + j_2^2)$. The Gross-Pitaevskii-equation (8) then reads

$$\begin{pmatrix} \epsilon + c & 2i \\ v & \epsilon + c \end{pmatrix} \begin{pmatrix} 1 \\ 2 \end{pmatrix} = \begin{pmatrix} 1 \\ 2 \end{pmatrix} \quad (9)$$

with $\epsilon = j_1^2 - j_2^2$. The self-consistent solutions of this nonlinear equation define the nonlinear eigenstates and eigenvalues.

Note that the nonlinear eigenstates are not connected to stationary solutions of the time dependent system, if the chemical potential turns out to be complex, since the dynamics depends crucially on the normalization of the state-vector, which is not constant for a complex valued chemical potential. After some algebraic manipulation one can show that the nonlinear eigenstates, i.e., the solutions of equation (9) are given by the real roots of the equation

$$(c^2 + \epsilon^2)^4 + 2c\epsilon^3 + (v^2 + \epsilon^2 - c^2)^2 - 2c\epsilon^2 = 0 : \quad (10)$$

Depending on the parameters, there are two or four real roots and each of them is connected to a complex eigen-

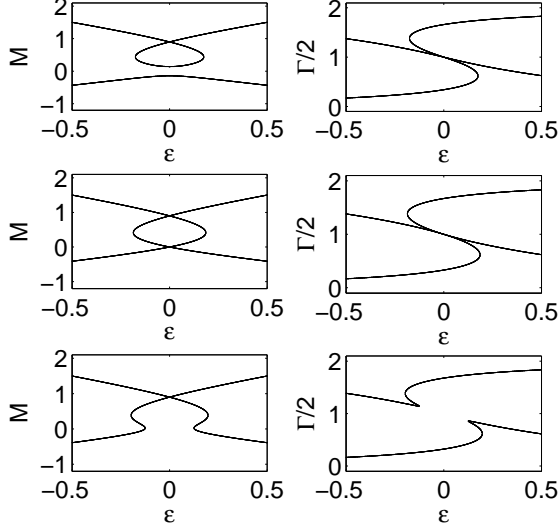


FIG. 5: Real (left) and imaginary (right) part of the eigenvalues (9) as a function of ϵ for $\gamma = 1.00$ and $c = 0.9$ and $\nu = 1.01 > 1$ (upper figures), $\nu = 1.00 = 1$ (middle figures), $\nu = 0.99 < 1$ (lower figures).

value by

$$E = c + i\gamma(1 + \epsilon) = M - i\gamma/2 \quad (11)$$

For $\gamma \neq 1$, the linear term dominates and one has only two eigenvalues. For $\gamma = 0$, $E = 0$ is a double degenerate solution of equation (10). For $\gamma < \nu$ these states are connected to the common linear (anti-)symmetric eigenstates, while this is not the case for $\gamma > \nu$. In the following we consider the crossing scenario of the eigenvalues in dependence on ϵ for different fixed values of the other parameters.

The nonlinear eigenstates of a two-level system are well known for the hermitian case $\gamma = 0$ [6, 7, 21]. Novel eigenstates emerge with broken symmetry if the nonlinearity exceeds a critical value, $|\gamma| > c_{cr} = \nu$, which is given by the coupling strength ν which corresponds to half of the gap between the linear levels at $\epsilon = 0$. The levels show looped structures around $\epsilon = 0$ with a width $|\gamma| \approx (\epsilon^3 - \nu^2)^{1/3} = 2$.

Let us first discuss the effect of a weak nonlinearity: Figure 4 shows the eigenvalues for a relatively weak nonlinearity in comparison with the linear case $c = 0$. The size of the gaps is not altered by the nonlinearity, which leads to the important fact that the nonlinearity does not influence the crossing type. Nevertheless it changes the shape of the levels. For a type I crossing, the real part of the upper level is sharpened while the one of the lower level is attenuated, which is well-known for $\gamma = 0$ [6]. For a type II crossing the effect is basically the same, but is accompanied by a shift of the crossing point from $\epsilon = 0$ to $\epsilon = c$ and the lower level is stretched to this point. The imaginary parts bend slightly to the left. At the exceptional point additional eigenvalues emerge in a

narrow interval around $\epsilon = 0$.

In general, the presence of moderate decay facilitates the formation of novel eigenstates. Figure 5 shows the nonlinear levels for $c = 0.9$, which is slightly below the critical value $c_{cr} = \nu$ for $\gamma = 0$. For a type I crossing, $\nu > 1$, the real parts show a familiar loop. The imaginary parts cross as usual, showing an additional S-shaped structure. In fact, the critical nonlinearity for the emergence of looped levels is decreased to

$$c_{cr} = \frac{\nu}{\sqrt{1 + \gamma^2}}; \quad (12)$$

which can be seen by analyzing the behavior of the polynomial (10) for $\epsilon = 0$. At the exceptional point $\nu = 1$, the critical nonlinearity tends to zero and there are additional eigenstates even in the case of arbitrary weak nonlinearity. For a type II crossing, $\nu < 1$, the imaginary parts anti-cross and the real parts cross in a manner which can be understood as a destruction of the loop at its lower edge. The crossing appears at the former crossing point of the loop at $\epsilon = 0$ and $\epsilon = c \neq 0$. In the non-decaying case, $\gamma = 0$, novel eigenstates firstly emerge at the point of the avoided crossing at $\epsilon = 0$. This remains true for a type I crossing, $\nu > 1$. For a type II crossing, $\nu < 1$, however, novel eigenvalues emerge, again in an S-shaped structure around some non-zero value of ϵ .

Concluding this section, a weak nonlinearity does not alter the crossing type, however it deforms the levels in a characteristic manner. For a type II crossing the real parts cross at $\epsilon = c \neq 0$. At the exceptional point novel eigenstates emerge, even for small nonlinearities. The presence of decay facilitates the formation of novel eigenstates for stronger nonlinearities. For type I crossings, loops appear if $|\gamma| > c_{cr} = \frac{\nu}{\sqrt{1 + \gamma^2}}$. For a type II crossing the additional eigenstates emerge around some nonzero value of ϵ forming a double S-structure. If the sign of the nonlinearity is changed, the levels interchange their behavior, i.e., the real parts are mirrored at the ϵ -axis, the imaginary parts at the γ -axis.

IV. WANNIER-STARK RESONANCES IN DOUBLE-PERIODIC LATTICES

A. Fundamentals of the linear Wannier-Stark system

A prime example for resonances and resonant tunneling is the (linear) Wannier-Stark problem described by the Hamiltonian

$$H_{WS} = \frac{1}{2} \frac{\partial^2}{\partial x^2} + V(x) + Fx \quad (13)$$

with a periodic potential $V(x + d) = V(x)$. We use rescaled units in which $\hbar = M = 1$. The Wannier-Stark problem was already discussed in the early days of quantum mechanics in the context of electrons in solids under the influence of an external electric field [22]. Coherent dynamics of electrons in semiconductor superlattices

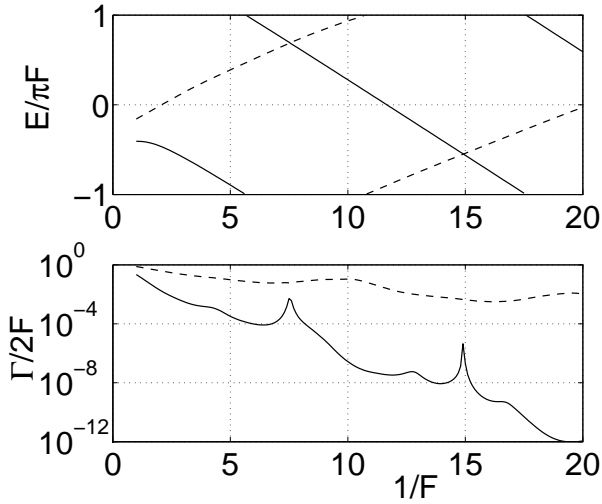


FIG. 6: Eigenenergies (upper panel) and decay rates (lower panel) of the two most stable Wannier-Stark ladders for the potential $V(x) = \cos x$.

were observed not until the 1990's. Experiments showed Bloch oscillations for 'weak' electric fields and decay for stronger fields [23, 24]. The Wannier-Stark system is furthermore realized for the propagation of light pulses in thermooptically biased coupled waveguides. Bloch oscillations as well as decay could thus be observed directly in real space [25]. On the other hand, recent experiments with cold atoms and Bose-Einstein condensates in optical lattices offer some considerable advantages [2, 26, 27, 28]. Scattering by lattice defects or impurities is absent and experimental parameters can be tuned in a wide range. The periodic potential is generated by a standing laser beam and thus simply cosine shaped.

Let us briefly review some fundamentals of Wannier-Stark resonances, which are defined by the eigenvalue equation

$$H_{WS} \psi_n(x) = E_n \psi_n(x) : \quad (14)$$

Here, n is the ladder index and $n \in \mathbb{Z}$ labels the lattice sites. The Wannier-Stark Hamiltonian (13) is non-hermitean due to the boundary condition: A wavepacket will eventually decay towards $x \rightarrow \pm\infty$. In fact, it has been shown that the spectrum of the Hamiltonian is continuous with embedded resonances [29]. Thus the resonance eigenenergies are complex, $E_n = E_n - i\Gamma_n/2$, where the imaginary part gives the decay rate. The Wannier-Stark Hamiltonian has one important symmetry, it is invariant under a simultaneous spatial translation over a lattice period d and an energy shift dF . This symmetry is expressed by the commutation relation

$$[H_{WS}; T_m] = -m dF T_m ; \quad (15)$$

where T_m is the translation operator over m lattice periods. Now it is easy to see that the Wannier-Stark resonances from one ladder are related by a simple trans-

lation,

$$\begin{aligned} H_{WS} T_m \psi_n(x) &= T_m H_{WS} \psi_n(x) + [H_{WS}; T_m] \psi_n(x) \\ &= (E_n - m dF) T_m \psi_n(x) : \end{aligned} \quad (16)$$

Thus the discrete spectrum is arranged in the form of the so-called Wannier-Stark ladders,

$$\begin{aligned} \psi_n(x) &= \psi_0(x - nd) \\ E_n &= E_0 + n dF \quad n \in \mathbb{Z} : \end{aligned} \quad (17)$$

The different ladders are labelled by $n = 0; 1; 2; \dots$. An efficient method to calculate the resonance eigenstates was introduced in [30], a recent review can be found in [31].

The decay rate is the same for all resonances in one ladder. In general, the decay rate scales as $F \exp(-E^2/F)$, where E is the energy gap between the Bloch bands of the periodic potential. This result can be deduced from Landau-Zener theory [18, 19]. However, one observes peaks of the decay rate on top due to resonant tunneling. For example, the decay rate of the two most stable resonances for the periodic potential $V(x) = \cos x$ is plotted as a function of the inverse field strength $1/F$ in figure 6. RET takes place when a state of a lower ladder with energy E_n gets in resonance with a state of a higher ladder at a different site, i.e. $E_n = E_{n'}$. The decay rate of the lower ladder is significantly increased as it couples resonantly to a higher ladder with a higher decay rate. For example, the pronounced peak in the ground ladder decay rate (i.e. $n = 0$) at $F^{-1} = 7$ corresponds to the resonance $n = 0 \leftrightarrow n' = 1$ and $n^0 = n - 1$.

B. Double-periodic lattices

Now we turn to the main subject of the present paper. We consider a double-periodic potential $V(x)$ consisting of a major optical lattice of period d plus an additional shallow lattice of double period,

$$V(x) = V_0 \sin^2(x/d) + \sin^2(x/2d + \phi/2) : \quad (18)$$

Rescaling the spatial coordinate as $x^0 = 2x/d$ and neglecting a constant potential offset, we can rewrite the periodic potential as

$$V(x) = \frac{V_0}{2} (\cos(x) + \cos(x/2 + \phi)) : \quad (19)$$

The relative phase of the two lattices is denoted by ϕ .

Due to the additional lattice each Bloch band splits up into two minibands [34], and each Wannier-Stark ladder splits up into two miniladders, as proved in the following. The symmetries of the Hamiltonian are given by the commutation relations

$$\begin{aligned} [H; T_{2m}] &= -2m dF T_{2m} \\ [H; T_{2m+1} G] &= -(2m+1)dF T_{2m+1} ; \end{aligned} \quad (20)$$

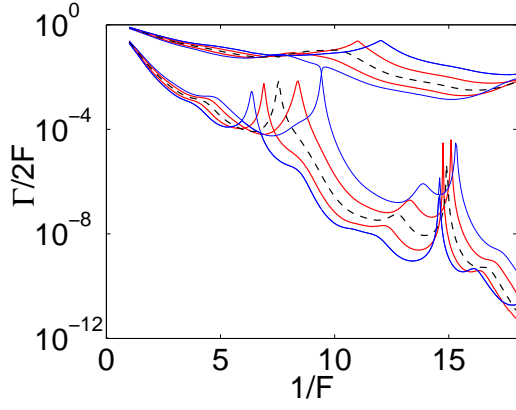


FIG. 7: (Color online) Resonant tunneling in a double-periodic Wannier-Stark system. Decay rates of the four most stable resonance for $V_0 = 2$, $\delta = 0$ and $\eta = 0$ (dashed black line), $\delta = 0.05$ (solid red lines) and $\delta = 0.1$ (solid blue lines).

where T_m is the translation operator over m lattice periods and the operator G inverts the sign of ψ in all following terms. Then it is easy to see that the Wannier-Stark states of one ladder are related by a translation over an even number of lattice periods, or by a translation over an odd number of lattice periods plus an inversion of the sign of ψ ,

$$\begin{aligned} H T_{2m} \psi_n(x) &= (E_n - 2m dF) T_{2m} \psi_n(x); \\ H T_{2m+1} G \psi_n(x) &= (E_n - (2m+1)dF) T_{m+1} G \psi_n(x); \end{aligned} \quad (21)$$

Furthermore, it can be shown that the energy offset E_{r0} is antisymmetric in δ ,

$$E_{r0}(\delta) = -E_{r0}(-\delta); \quad (22)$$

Thus the Wannier-Stark ladders split up into two miniladders, each with an energy offset $2E_{r0}(\delta)$:

$$\begin{aligned} E_{r2n} &= E_n + 2ndF \\ E_{r2n+1} &= E_n + (2n+1)dF; \end{aligned} \quad (23)$$

A similar proof is given in [32] within the tight-binding approximation.

The decay of the Wannier-Stark resonances is seriously influenced by the additional period-doubled potential. Figure 7 shows the decay rate Γ as a function of the inverse field strength $1/F$ for $V_0 = 2$, $\delta = 0$ and $\eta = 0.05$ and $\eta = 0.1$, respectively. The decay rate of the single-periodic lattice $\delta = 0$ is also plotted for comparison. As all Wannier-Stark ladders split up into two miniladders, so does the decay rate. The general scaling of Γ with F remains the same for both miniladders, while the RET peaks are seriously altered. The peaks split up into two, where the height of the subpeaks increases significantly. This effect is mostly pronounced for the major resonance

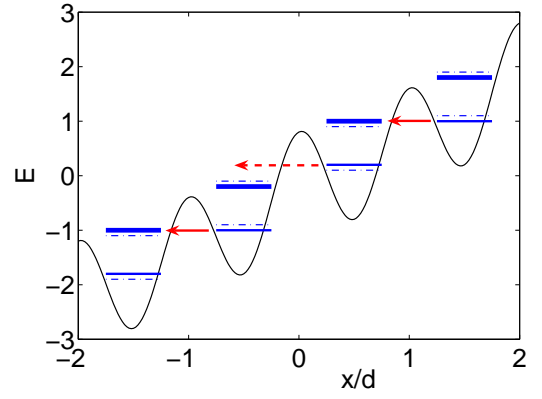


FIG. 8: (Color online) Explanation of resonantly enhanced tunneling (RET). See text for details.

at $F^{-1} = 7$. The explanation of the splitting is straightforward: In figure 8, the solid blue lines represent the energy levels of the two most stable Wannier-Stark ladders. Due to the period-doubled potential they are alternately shifted up or down with respect to the unperturbed level ($\delta = 0$, dash-dotted lines). The decay rate is resonantly enhanced when two energy levels of different ladders are degenerate, as indicated by the solid red arrow. However, for $\delta \neq 0$, the two miniladders are in resonance with higher ladders for different values of the field strength F due to the alternating energy shift. In figure 8, for example, one of the miniladders is off resonance (indicated by the broken arrow) while the other one is in resonance (solid arrow). If the field strength is lowered, the off-resonant ladder will get into resonance at another value of F .

With increasing amplitude of the second double-periodic lattice, the splitting of the resonant tunneling

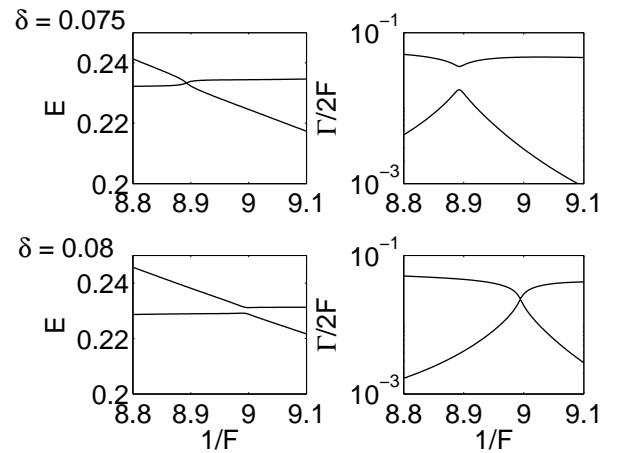


FIG. 9: (Anti) Crossing of the real and the imaginary part of two eigenenergies of the Wannier-Stark resonances in a double-periodic Wannier-Stark system for $V_0 = 2$, $\delta = 0$ and $\eta = 0.075$ (upper panels), $\eta = 0.08$ (lower panels).

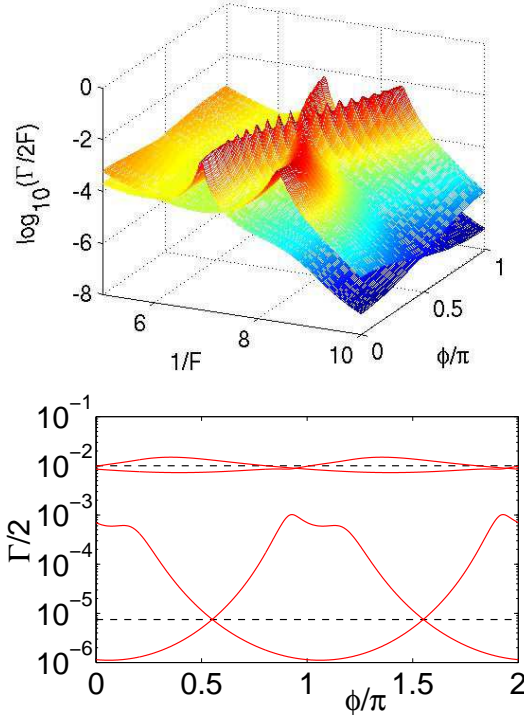


FIG. 10: (Color online) Upper panel: Decay rates of the two most stable resonances as a function of the relative phase and the inverse field strength $1/F$ for $V_0 = 2$ and $\epsilon = 0.05$. Lower panel: For fixed Stark field $F = 1/9$.

peaks clearly becomes more pronounced as one can see in figure 7. Another (not so intuitive) effect is that the additional lattice can also alter the crossing type. For $\epsilon = 0.1$ one observes a crossing of the decay rates at $F = 1/9.5$ due to resonant tunneling instead of an anti-crossing. This effect is further illustrated in figure 9. The real and the imaginary part of the resonance eigenenergies are plotted in the vicinity of one of the RET peaks (cf. figure 7). For $\epsilon = 0.075$, one observes a familiar RET peak, i.e., a type II curve crossing. For $\epsilon = 0.08$, however, the crossing type is altered from type II to type I. The decay rate of one miniladder crosses the decay rate of one excited miniladder. Correspondingly, the real parts anti-cross. A diabolic point, where real and imaginary part are degenerate, is found at $\epsilon = 0.0772$ and $F = 1/8.937$ for $\epsilon = 0$. If we consider the relative phase as another free parameter, the set of diabolic points is a one-dimensional subset of the three-dimensional parameter space $(\epsilon; F; \phi)$; the diabolic crossing has codimension one.

C. Output control by the relative phase

Up to now, we have shown that the RET peaks split up, whereby the splitting increases with the amplitude of the additional lattice. Furthermore, the decay depends crucially on the relative phase of the lattices. Figure

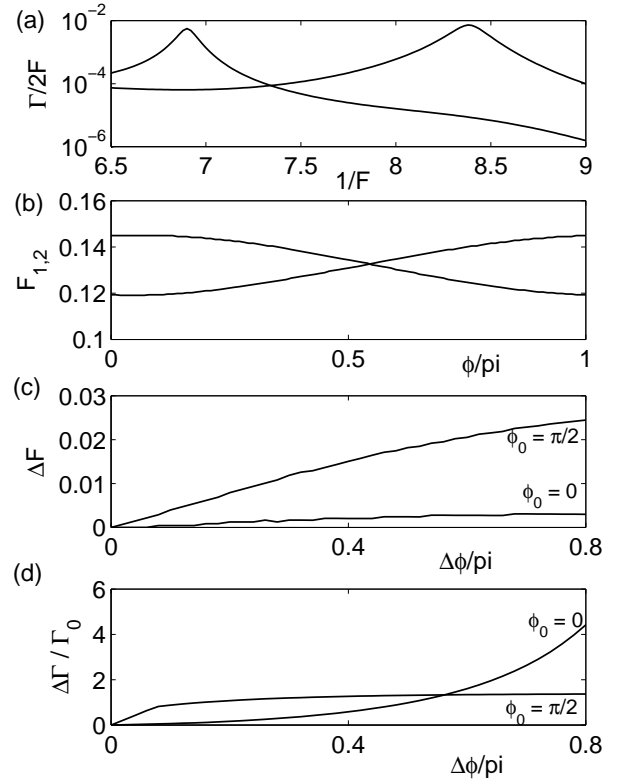


FIG. 11: Effects of fluctuations of the relative phase ϕ . (a) Decay rate of the two most stable resonances for $V_0 = 2$, $\epsilon = 0$ and $\epsilon = 0$. (b) Position $F_{1,2}$ of the RET peaks vs. the relative phase ϕ . (c) Uncertainty ΔF of the positions of the RET peaks vs. fluctuation of the phase. (d) Relative fluctuation $\Delta \Gamma / \Gamma_0$ of the decay rate for $F = 1/8$ vs. ϕ .

10 shows the decay rate of the two lowest miniladders in dependence of the relative phase and the inverse field strength $1/F$ for $V_0 = 2$ and $\epsilon = 0.05$. The splitting of the RET peaks is maximal for $\epsilon = 0$. It becomes zero for $\epsilon = 2$, where the decay rates of the two miniladders degenerate again. Despite the fact that the additional lattice is much weaker than the single-periodic one ($\epsilon = 0.05$), it seriously affects the decay properties. The decay rate of the two lowest miniladders vary over several orders of magnitude. This is further illustrated in the lower panel of figure 10, where the decay rate is plotted for a fixed value of $F = 1/9$. The decay rate for the single-periodic case $\epsilon = 0$ is also plotted for comparison. The decay rate as a function of the phase, (ϕ) , is π -periodic. This can be seen as follows: Shifting the phase by an amount of π and the position by 2 leaves the system invariant. A spatial translation by 2 exchanges the two miniladders.

The sensitive dependence on the relative phase might be very useful for the design and control of future experiments with double-periodic optical lattices. A complete stabilization of the relative phase of the two lattices will be hard to achieve and fluctuations will play an important role. Yet, Ritt et al. have realized a new technique

based on Fourier synthesis to control two (or even more) optical lattices with different spatial harmonics [33]. In the following, we will discuss the effects on the decay rates of the Wannier-Stark resonance in some detail. The strongest effects are found in the vicinity of the RET peaks, on which we focus in our present discussion.

Figure 11 (a) again presents the decay rate as a function of the inverse field strength $1/F$ for $V_0 = 2$ and a weak additional lattice with $\epsilon = 0.05$ and $\delta = 0$. For the given parameters, we find RET peaks at $F_1 = 1/6.9$ and $F_2 = 1/8.4$. Figure 11 (b) shows the position $F_{1,2}$ of the two resonant tunneling peaks in dependence of the relative phase ϕ . The positions vary in an interval of width $F = 1/40$.

In a real-life experiment, it is difficult to exactly control the relative phase of two independent standing waves. Therefore, we study also the influence of random phase fluctuations. If we assume that the phase fluctuates in an interval of width $\Delta\phi$ around the desired value ϕ_0 , $2[\phi_0 - \Delta\phi; \phi_0 + \Delta\phi]$, the positions of the resonant tunneling peaks will also fluctuate in an interval of width ΔF . Figure 11 (c) shows how the width ΔF depends on the strength of the phase fluctuations for $\phi_0 = 0$ and $\phi_0 = \pi/2$. The fluctuations are rather weak for $\phi_0 = 0$, where the RET peaks have maximum distance. For a given value of the external field F , the decay rates fluctuate in an interval of width $\Delta\Gamma$. Figure 11 (d) shows the relative strength of the fluctuation, $\Delta\Gamma/\Gamma$ vs. the phase fluctuations for the most stable resonance for an external field $F = 1/8$ and $\phi_0 = 0$ or $\phi_0 = \pi/2$, respectively. The relative uncertainty of the decay rate becomes greater than unity already for small fluctuations of the phase. Nevertheless, the noise induced shift and change in height of the RET peaks is small considering the absolute change of the decay rates around the RET peaks of about two orders of magnitude.

However, it is also possible to exploit the sensitive dependence on the phase ϕ , if it can be accurately controlled. For instance, it could be possible to rapidly tune the output of a pulsed atom laser. An example will be discussed in detail in section VI.

V. NONLINEAR WANNIER-STARK RESONANCES IN DOUBLE-PERIODIC OPTICAL LATTICES

A method to obtain accurate, nonlinear Wannier-Stark resonances was proposed recently in [13], and we use a similar approach to numerically compute decay rates of the nonlinear version of the Wannier-Stark introduced in section IV B above. In contrast to the case studied in [13], the computations based on the Gross-Pitaevskii equation (1) in the presence of a two-period optical lattice are more difficult, since the algorithm needs to discriminate between the two miniband solutions which are quite close in energy (cf. Figs. 6 and 7). In particular, for very small Stark fields, it is hard to obtain convergence. In

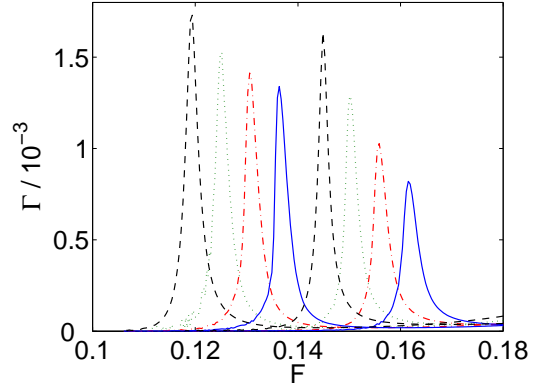


FIG. 12: (Color online) Decay rates of nonlinear Wannier-Stark resonances in double periodic optical lattices with $V_0 = 2$, $\epsilon = 0.05$, $\delta = 0$ and $g = 0$ (dashed black line), $g = 0.1$ (dashed green), $g = 0.2$ (dash-dotted red) and $g = 0.3$ (solid blue), respectively.

the following, we concentrate therefore on RET peaks at fields as large as possible, and one trick to shift the peaks to such values is to use attractive interactions, i.e. negative nonlinearities ($g < 0$). Figure 12 presents a set of RET peaks for different values of the nonlinearity g .

The nonlinearity induced a shift of both RET peaks (corresponding to the two minibands) and also a systematic stabilization (i.e., smaller heights) can be observed, as predicted by similar results for the usual, one-band Wannier-Stark system [13]. This is analyzed in more detail in figure 13, where the peak positions F_{res} and the height of the peaks Γ_{res} are plotted in dependence of g .

The stabilization of the Wannier-Stark states by an attractive nonlinearity is shown in the upper panel. An asymmetry of the two peaks is observed already in the linear case $g = 0$: The left peak is slightly higher than

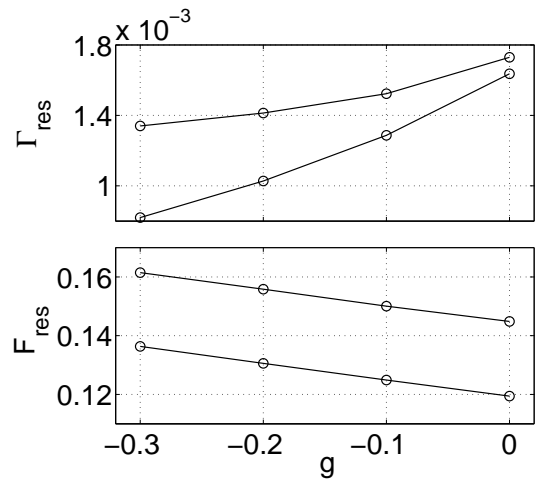


FIG. 13: Shift of the RET peaks. Shown is the position F_{res} of the RET peaks (lower panel) and the resonant decay rate Γ_{res} (upper panel) in dependence of the nonlinearity g .

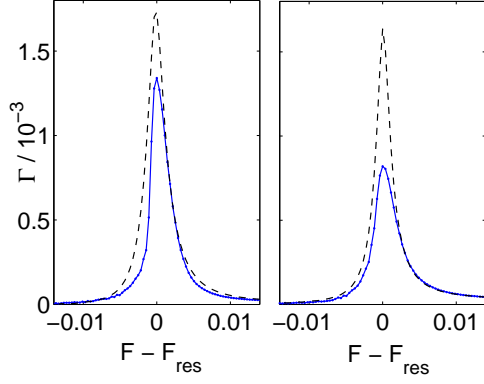


FIG. 14: (Color online) Asymmetry of the nonlinear RET peaks. Shown is the decay rate $\Gamma(F)$ of the two peaks (left and right) around the respective peak positions F_{res} for $g = 0$ (black dashed) and $g = 0.3$ (solid blue line).

the right one, i.e. the peak decay rate is larger for smaller external fields F . This phenomenon becomes even more pronounced in the nonlinear case $g < 0$. The stabilization by an attractive nonlinearity (cf. [13]) is stronger for the right peak.

The peak positions shown in the lower panel of figure 13 vary linearly with g , which can be derived in a perturbative approach. As discussed above, resonant tunneling is observed when a state of a lower ladder gets in resonance with a state in a higher ladder at a different site, $E_{0,n} = E_{0,m}^0$. Here we consider only the states in the ground ladder, which are localized in a single potential well. First order perturbation theory with respect to the linear case $g = 0$ predicts that their energy is shifted by the amount [13]

$$E_{0,0} = E_{0,0}^{(0)} + g \int_{-\infty}^{\infty} j_{0,0}^{(0)}(x) dx; \quad (24)$$

where the superscript (0) refers to the linear case $g = 0$. The shift F of the RET peaks then follows from the modified resonance condition

$$E_{0,n}^{(0)} + E_{0,m} = E_{0,m}^{(0)} + n^0 d F; \quad (25)$$

Evaluating the integral in equation (24) and setting $n^0 = n - 1$ one finds

$$F = \frac{0.36}{2} g \quad (26)$$

for the peak shift plotted in figure 13. Both peaks are shifted equally, so that the distance of the peaks remains constant.

Furthermore the shape of the RET peaks becomes asymmetric in the nonlinear case. This is shown in figure 14, where we have plotted a magnification of the decay rate $\Gamma(F)$ around the respective positions of the RET peaks for $g = 0.3$ and $g = 0$. In comparison to the linear case, the peak is bent to the left for an attractive

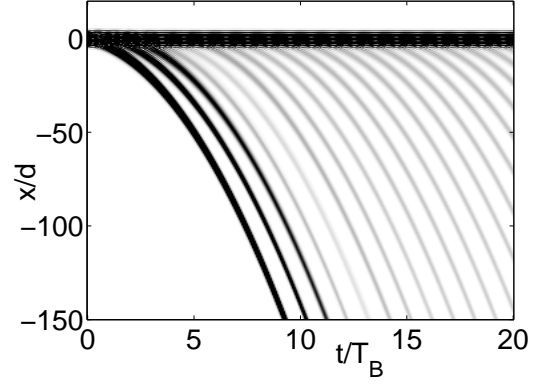


FIG. 15: Pulsed output from a tilted optical lattice for $V_0 = 0.8$, $F = 1.18$ and $\phi = 0$; $g = 0$. Shown is the atomic density $j(x;t)$ in a grayscale plot.

nonlinearity. This asymmetry is a general feature of nonlinear eigenstates in open systems. It is already present for the nonlinear two-level system as shown in figure 4. A similar incline of resonant curves is also important for nonlinear resonant transport. The curves can even bend over for strong nonlinearities leading to a bistable behavior as shown in [35].

VI. DYNAMICS

In this section, we discuss the dynamics of an initially localized matter wave, e.g., a Gaussian wavepacket in the tilted double-periodic optical lattice (19). In one of the first experiments on the macroscopic dynamics of BECs in optical lattices it was shown that such a system shows a coherent pulsed output [28]. An explanation in terms of truncated Wannier-Stark resonances can be found in [36]. The amplitude of the pulsed output is given by the decay rate of the Wannier-Stark resonances.

First of all, we illustrate how the sensitive dependence on the phase can be used to tune a pulsed atom laser. As a proof of principle, we just consider the linear ($g = 0$) evolution. In contrast to the previous sections we consider a weaker potential, $V_0 = 0.8$ so that decay is generally stronger. We numerically integrate the Schrödinger equation for an initially Gaussian wavepacket

$$\psi(x;t=0) = \frac{1}{(2\pi)^{1/4}} \exp(-\frac{(x-x_0)^2}{4\sigma^2}) \quad (27)$$

with width $\sigma = 5$. Figure 15 shows the density $j(x;t)$ in a grayscale plot for a single periodic lattice ($\phi = 0$). A pulsed output forms due to the external field. The pulses are accelerated just as classical particles. The first three strong pulses emerge from excited ladders. The output strength of the other pulses from the ground ladder can be controlled to a large extent in the double-periodic case by the relative phase ϕ . As already shown in figure 10, the decay rate varies strongly with the relative phase of

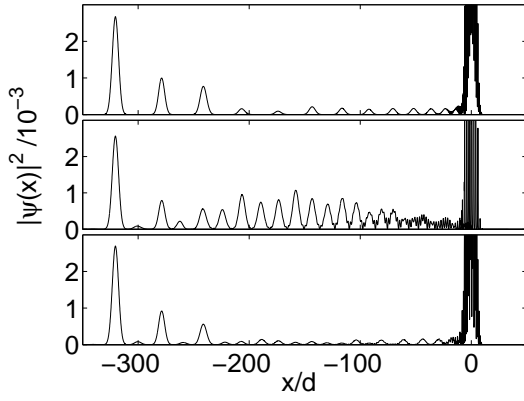


FIG. 16: Pulsed output from a tilted optical lattice for $g = 0$. Shown is the atomic density for $t = 14T_B$ for $\Delta\phi = 0$ (top), $\Delta\phi = 0.2$ (middle) and $\Delta\phi = 2$ (bottom).

the two lattices. The effect on the pulsed output is shown in figure 16, where the density is plotted for $t = 14T_B$ for three different lattice setups.

For $\Delta\phi = 0.2$ and $\Delta\phi = 0$, a RET peak of type I is found in the second minibladder at $F = 1.18$. Thus decay from this minibladder is strongly enhanced in comparison to the single-periodic lattice $\Delta\phi = 0$. Note that the pulsed output will stop as soon as the population in the second minibladder has decayed. In contrast, the pulsed output is strongly suppressed for a relative phase $\Delta\phi = 2$, where RET does not play a role for the given field strength.

In order to measure the performance of this output switch more qualitatively, we define the fidelity

$$f = \frac{P_{\text{out}}(\phi_0 = 0)}{P_{\text{out}}(\phi_0 = 2)}; \quad (28)$$

where P_{out} measures the integrated density of the pulsed output for a certain value ϕ_0 of the relative phase of the two optical lattices. The output is switched on for $\phi_0 = 0$ and it is switched off for $\phi_0 = 2$. We measure the output density P_{out} at $t = 14T_B$, where we neglect the first three strong pulses as they are due to the initial population of excited Bloch bands. Then one has

$$P = \int_{-30d}^{30d} |\psi(x)|^2 dx; \quad (29)$$

For the parameters used in figure 16, we find a fidelity of $F = 7.4$, i.e., the output for $\phi_0 = 0$ is enhanced by a factor of 7.4 in comparison to $\phi_0 = 2$.

However, in a real experimental setup the phase will fluctuate around the desired value. This is mainly due to mechanical perturbations, thus fluctuations with very high frequencies are unlikely, while fluctuations with small frequencies up to some kHz can be controlled by an active stabilization. Thus we assume that the power spectrum of the phase fluctuations has a maximum at intermediate values in the kHz regime. This is comparable to the Bloch frequency $\omega_B = 2\pi/T_B$, as the Bloch

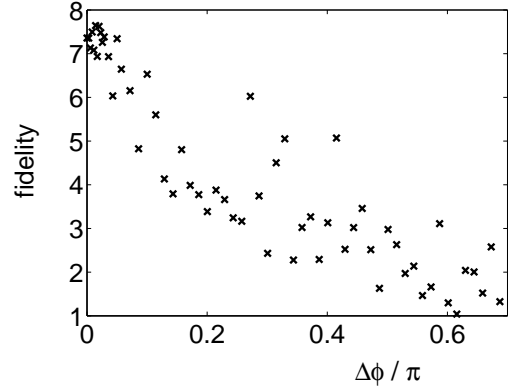


FIG. 17: Fidelity of the output switch in dependence of the standard deviation σ_ϕ of the phase fluctuations.

period is about one millisecond in a typical experiment [28]. Exemplarily, we consider fluctuations with a Gaussian power spectrum with mean ω_B and width $\omega_B/4$. In the following we analyze the pulsed output in dependence of the strength of the fluctuations. Figure 17 shows the fidelity of the output in dependence of the standard deviation $\sigma_\phi = (\langle \phi^2 \rangle)^{1/2}$ of the fluctuations for the same parameters as in figure 16. One observes that the fidelity drops to one (no switching effect) for a standard deviation of $\sigma_\phi = 0.6$. A reduction of the fluctuations below this value is in principle possible today, however only with a great technical effort. As a consequence, an output switching seems feasible in double periodic lattices.

VII. CONCLUSION AND OUTLOOK

In the present paper we have studied the interplay between decay and a nonlinear mean-field potential describing the atom-atom interactions in a dilute Bose-Einstein condensate.

As an illustrative model we have investigated a two-level systems with one decaying level, which can be treated analytically. In the linear case, one has to distinguish two types of level crossings, either the real parts anticross while the imaginary parts of the eigenvalues cross (type I) or the other way around (type II). Both real and imaginary parts are degenerate at the exceptional point, where the bare state decay rate equals the coupling strength. A weak nonlinearity does not alter the crossing type, however it deforms the levels in a characteristic manner. For example, it leads to a bending of the peaks in the decay rates. Novel nonlinear eigenstates emerge for a stronger nonlinearity, where the critical nonlinearity is decreased in the presence of decay. Looped levels appear for type I crossings, while the additional eigenstates emerge in a double S-structure for a type II crossing. At the exceptional point novel eigenstates emerge, even for small nonlinearities.

An experimental setup where both decay and nonlinearity play an important role is the dynamics of Bose-Einstein condensates in accelerated optical lattices. In particular, we have analysed the decay in a double-periodic lattice, where a weak period-doubled potential is superimposed onto the fundamental lattice. These results will be of interest for controlling transport of ultracold atoms in future and on-going experiments [37].

The decay rate in a double-periodic Wannier-Stark system depends sensitively on the system parameters, such as the relative amplitudes of the lattices and the relative phase, which can be varied over a wide range. In particular, the resonant tunneling peaks of the decay rate (Γ) split up into two subpeaks. Varying the system parameters one can tune these peaks and even achieve a crossover from a type II crossing to a type I crossing. This could be crucial for future experiments since the a robust control of the relative phase is hard to realize. One can, however, also exploit this sensitive dependence

in order to implement a fast output switch for a pulsed atom laser. A weak nonlinear mean-field potential describing the atom-atom interactions in a Bose-Einstein condensate of ultracold atoms has two major effects: The resonant tunneling peaks are shifted. This shift can lead to a stabilization against decay. Furthermore it leads to a bending of the peaks as predicted by the nonlinear non-hermitian two-level system.

Acknowledgments

We thank Peter Schlagheck for fruitful and inspiring discussions. DW acknowledges support from the Studienstiftung des deutschen Volkes and the Deutsche Forschungsgemeinschaft via the Graduiertenkolleg 792. SW acknowledges support from the Alexander von Humboldt Foundation (Feodor-Lynen Program).

-
- [1] M. Scully and G. Rempe (Eds.), *Adv. At. Mol. Opt. Phys.* 53, Elsevier, Amsterdam 2006.
 - [2] O. Morsch and M. Oberthaler, *Rev. Mod. Phys.* 78, 179 (2006).
 - [3] L. Pitaevskii and S. Stringari, *Bose-Einstein Condensation*, Oxford University Press, Oxford, 2003
 - [4] M. A. Hiezel, R. Gati, J. Fölling, S. Hunsmann, M. Cristiani, and M. K. Oberthaler, *Phys. Rev. Lett.* 95, 010402 (2005)
 - [5] A. Smerzi, S. Fantoni, S. Giovanazzi, and S. R. Shenoy, *Phys. Rev. Lett.* 79, 4950 (1997)
 - [6] Bao Wu and Qian Niu, *Phys. Rev. A* 61, 023402 (2000)
 - [7] J. Liu, B. Wu, and Q. Niu, *Phys. Rev. Lett.* 90, 170404 (2003)
 - [8] D. Witthaut, E. M. Graefe, and H. J. Korsch, *Phys. Rev. A* 73, 063609 (2006)
 - [9] N. M. Oiseyev, L. D. Carr, B. A. Malomed, and Y. B. Band, *J. Phys. B* 37, L193 (2004)
 - [10] P. Schlagheck and T. Paul, *Phys. Rev. A* 73, 023619 (2006)
 - [11] D. Witthaut, S. M. Ossmann, and H. J. Korsch, *J. Phys. A* 38, 1777 (2005)
 - [12] S. Wimmerberger, R. M. Annella, O. Morsch, E. Arimondo, A. R. Kolovsky, and A. Buchleitner, *Phys. Rev. A* 72, 063610 (2005)
 - [13] S. Wimmerberger, P. Schlagheck, and R. M. Annella, *J. Phys. B* 39, 729 (2006)
 - [14] F. Keck, H. J. Korsch, and S. M. Ossmann, *J. Phys. A* 36, 2125 (2003)
 - [15] J. E. Avron, *Ann. Phys. (N.Y.)* 143, 33 (1982)
 - [16] G. Nenciu, *Rev. Mod. Phys.* 63, 91 (1991).
 - [17] M. V. Berry and M. W. Wilkinson, *Proc. R. Soc. Lond. A* 392, 15 (1984)
 - [18] M. Holthaus, *J. Opt. B: Quantum Semiclassical Opt.* 2, 589 (2000)
 - [19] M. Glick, A. R. Kolovsky, and H. J. Korsch, *J. Opt. B: Quantum Semiclassical Opt.* 2, 694 (2000)
 - [20] E. M. Graefe and H. J. Korsch, *Czech. J. Phys.*, in press (2006)
 - [21] J. Liu, D. Choi, B. Wu and Q. Niu, *Phys. Rev. A* 66, 023404 (2002)
 - [22] F. Bloch, *Z. Phys* 52, 555 (1928)
 - [23] J. Feldmann, K. Leo, J. Shah, B. A. B. Miller, J. E. Cunningham, T. Meier, G. von Plessen, A. Schulze, P. Thomas, and S. Schmitt-Rink, *Phys. Rev. B* 46, 7252 (1992)
 - [24] K. Leo, *High-Field Transport in Semiconductor Superlattices*, Springer, Berlin Heidelberg New York, 2003
 - [25] T. Pertsch, P. Dannberg, W. Elzein, A. Brauer, and F. Lederer, *Phys. Rev. Lett.* 83, 4752 (1999); J. A. Morales, E. Deumens and Y. Ohm, *J. Math. Phys.* 40, 766 (1999); R. Sapienza, P. Costantino, D. S. Wiersma, M. Ghulinyan, C. J. Oton and L. Pavesi, *Phys. Rev. Lett.* 91, 263902 (2002); M. Ghulinyan, C. J. Oton, Z. Gaburro, L. Pavesi, C. Toninelli and D. S. Wiersma *Phys. Rev. Lett.* 94, 127401 (2005); H. Trompeter, T. Pertsch, F. Lederer, D. Michaelis, U. Streppel, A. Brauer, and U. Peschel, *Phys. Rev. Lett.* 96, 023901 (2006).
 - [26] M. Ben Dahan, E. Peik, J. Reichel, Y. Castin, and C. Salomon, *Phys. Rev. Lett.* 76, 4508 (1996); S. R. Wilkinson, C. F. Bharucha, K. W. Madison, Q. Niu and M. G. Raizen *ibid.* 4512; E. Peik, M. B. Dahan, I. Bouchoule, Y. Castin, and C. Salomon, *Phys. Rev. A* 55, 2989 (1997).
 - [27] O. Morsch, J. H. Müller, M. Cristiani, D. Ciampini and E. Arimondo, *Phys. Rev. Lett.* 87, 140402 (2001); G. Roati, E. de Mirandes, F. Ferlaino, H. Ott, G. Modugno and M. Inguscio, *Phys. Rev. Lett.* 92, 230402 (2004).
 - [28] B. P. Anderson and M. A. Kasevich, *Science* 282, 1686 (1998).
 - [29] J. Zak, *Phys. Rev. Lett.* 20, 1477 (1968); G. H. Wannier, *Phys. Rev.* 181, 1364 (1969); J. Zak, *Phys. Rev.* 181, 1366 (1969); J. E. Avron, J. Zak, A. Grossmann, and L. Gunther, *J. Math. Phys.* 18, 918 (1977)
 - [30] M. Glick, A. R. Kolovsky, and H. J. Korsch, *J. Phys. A* 32, L49 (1999)
 - [31] M. Glick, A. R. Kolovsky, and H. J. Korsch, *Phys. Rep.*

- 366, 103 (2002)
- [32] B. M. Breid, D. W. Itthaut, and H. J. Korsch, *New J. Phys.* **8**, 110 (2006)
- [33] G. Rütt, C. Geckeler, T. Salger, G. Cennini, and M. Weitz, eprint: cond-mat/0512018
- [34] S. Glitsch and F. Bechstedt, *Phys. Rev. B* **57**, 11887 (1998).
- [35] T. Paul, K. Richter, and P. Schlagheck, *Phys. Rev. Lett.* **94**, 020404 (2005); K. Rapedius, D. W. Itthaut, and H. J. Korsch, *Phys. Rev. A* **73**, 033608 (2006)
- [36] M. Glück, F. Keck, and H. J. Korsch, *Phys. Rev. A* **66**, 043418 (2002)
- [37] A. Zenesini, C. Sias, H. Lignier, D. Ciampini, O. Morsch, R. Mannella, S. Wimmerberger, and E. Arimondo, in preparation.