

# Description of hysteretic current-voltage characteristics of SN S junctions

D. M. Gokhfeld

L.V. Kirensky Institute of Physics SD RAS, Krasnoyarsk, 660036, Russia

E-mail: gokhfeld@iph.krasn.ru

**Abstract.** Simplified model for current-voltage characteristics of weak links is suggested. It is based on an approach considering the multiple Andreev reflection in metallic Josephson junction. The model allows to calculate current-voltage characteristics of the superconductor - normal metal - superconductor junctions with different thicknesses of normal layer at different temperatures. A hysteretic peculiarity of  $V(I)$  dependence is described as result of the negative differential resistance. The current-voltage characteristic of high- $T_c$  composite  $YBCO + BaPbO_3$  were computed.

**PACS numbers:** 74.25.Fy, 74.45.+c

## 1. Introduction

Superconductor / normal metal / superconductor (SNS) junctions have the current-voltage characteristics (CVCs) with rich peculiarities. Given certain parameters of junction, CVCs of SNS junctions demonstrate the excess current, the subharmonic gap structure and the negative differential resistance at low bias voltage. The region of negative differential resistance corresponds to the hysteresis of voltage in the bias current measurements. The SNS junctions with nonlinear CVCs are promising for different applications, e.g. low-noise mixers in submillimetre-wave region [1, 2], switcher [3], nanologic circuits [4].

Description of CVCs of SNS junctions was subject of many articles and there were recognized the key role of multiple Andreev reflections [5, 6, 7, 8, 9, 10]. The main features of CVCs enumerated above are successfully described by Kummel – Günsenheim – Nicol’sky theory (KGN) [7]. KGN theory is applicable for the thick and clean weak links, where the normal metal layer N has the thickness  $2a$  larger than the coherence length of superconductor, the inelastic mean free path  $l$  larger than  $2a$ . A simplified model in frame of KGN theory was developed by L. A. A. Pereira and R. Nicol’sky [11]. This simple model is relevant for the weak links with thin superconducting banks S. The contribution of scattering states [7] is omitted in the model [11].

Pereira – Nicol’sky and KGN model were applied earlier to describe experimental CVCs of various weak links [12, 13, 14, 15, 16, 17]. Experience of applications demonstrates that oversimplified Pereira – Nicol’sky model gives only qualitative description. We suggest a new simple modification of KGN theory. It is shown that the CVCs of SNS junctions can be computed without all the complex Ansatz of KGN theory. We hope this will lead to more extensive using of KGN based approach to the calculation of weak link characteristics.

## 2. Current-voltage characteristics

### 2.1. Model

Let us consider a voltage-biased SNS junction with a constant electric field which is in negative  $z$  direction perpendicular to the NS interfaces and exists in the N layer only (Figure 1). The normal layer has the thickness  $2a$ . The thickness of superconducting bank is  $D \gg a \gg 2a$ .

Dynamics of quasiparticles in the SNS junction was considered in the work [7], where the time dependent Bogoliubov – de Gennes equations are solved for the wave packets of nonequilibrium electrons and holes. The expression for dissipative current density in SNS junction was resulted in [7]. Calculations of density of states [18] and probability of finding of the quasiparticles [7] in the N region are requested preliminary to calculate the current. The expression for current through SNS junction with thick superconducting banks ( $D \gg a \gg 2a$ ) can be written as following [7]:

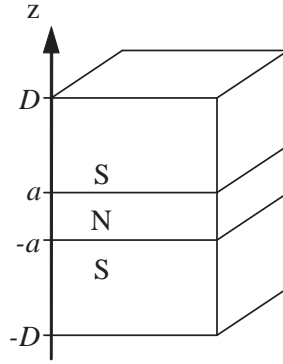


Figure 1. SNS junction.

$$I(V) = \frac{e}{2am} \sum_{n=1}^{\infty} \exp\left(-\frac{2a}{l}n\right) \int_{-neV}^{+neV} dE \sum_r g_r(E) P_N(E) k_{zF,r} \tanh\left(\frac{E}{k_B T} + \frac{V}{R_N}\right); \quad (1)$$

where  $g_r(E)$  is the two dimensional density of states,  $P_N(E)$  is the probability of finding of the quasiparticles with the energy  $E$  in the N region,  $m$  is the effective mass of electron,  $l$  is the inelastic mean free path and  $R_N$  is the resistance of the N region with the thickness  $2a$ ,  $\Delta$  is the value of energy gap of superconductor at the temperature  $T$ ,  $k_{zF}$  is the  $z$  component of Fermi wave vector of quasiparticles,  $n$  is the number of Andreev reflections which quasiparticles undergo before they move out of the pair potential well.

The probability  $P_N(E)$  of finding of quasiparticles with energy  $E$  in the N region is given by Eq.(2.19) of [7]:

$$P_N(E) = \frac{2a}{2a + \lambda} \quad (2)$$

with the penetration depth  $\lambda = \frac{\hbar^2}{m \Delta} \exp\left(\frac{k_{zF}}{2} \frac{\Delta}{E^2}\right)$  for  $E < \Delta$ ,  $\lambda = \frac{\hbar^2}{m \Delta}$  for  $E > \Delta$  and  $\lambda = \frac{\hbar^2}{m \Delta}$  otherwise. For the quasiparticles from the scattering states  $P_N(E) = \frac{2a}{2a + \lambda}$ . Let us accept for the sake of simplicity  $\lambda \gg a$ . Therefore  $P_N(E) = \frac{2a}{2a + \lambda}$  for the bound states.

## 2.2. Density of states

The density of states [18] is found from

$$g_r(E) = \frac{A}{4\pi} \sum_r k_{zF,r} \frac{dE}{dk_{zF,r}} \quad (3)$$

where  $A$  is the normal layer area,  $k_{zF,r}$  defines the value of  $k_{zF}$  for which  $E_r = E$ .

The energy spectrum  $E_r(k_{zF})$  consists of the spatially quantized bound states and the quasicontinuum scattering states. The energy eigenvalue equation for the spatially quantized bound Andreev states [7] is transcendental; it calculated numerically only Figure 2:

$$E_r(k_{zF}) = \frac{\tilde{k}_{zF}^2}{2am} \left( r + \arccos \frac{E_r}{\Delta} \right); \quad (4)$$

where  $r = 0, 1, 2, \dots$

Let us simplify Eq.(4). The expansion of  $\arccos(E_r/\Delta)$  in (4) to Taylor series ( $\arccos x = \frac{\pi}{2} - E_r/\Delta + \dots$ ) up to the second term and the subsequent expressing of  $E_r(k_{zF})$  are executed. Then we inserted the correcting multiplier  $C$  for best fitting of Eq.(4).

$$E_r(k_{zF}) = \frac{\tilde{k}_{zF}^2}{2am} \left( r + \frac{1}{2} \right) = 1 + C \frac{\tilde{k}_{zF}^2}{2am} \quad (5)$$

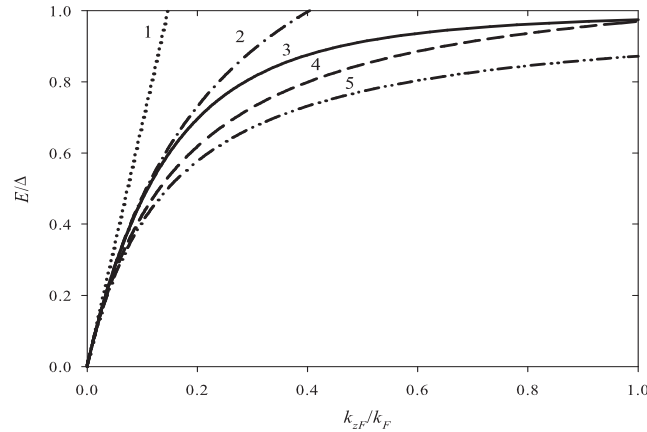


Figure 2. Energy of the bound Andreev state with  $r = 0$ ;  $2a = 5000 \text{ \AA}$ ;  $\Delta = 0.57 \text{ meV}$ ;  $k_F = 1.62 \text{ \AA}^{-1}$ . 1) Eq.(5),  $C = 0$ ; 2) Eq.(5),  $C = 1$ ; 3) the exact solution of Eq.(4); 4) Eq.(5),  $C = -2(1 - am/\tilde{k}_F^2)$ ; 5) Eq.(5),  $C = -2$ .

If  $C = 0$  then the spectrum of Pereira - Nicol'sky model is reproduced (curve 1, Figure 2). R. Kummel used Eq.(5) with  $C = -2$  [19] for approximated calculation of the energy spectrum (curve 5, Figure 2).

The density of bound states follows from (3) and (5)

$$g_r(E) = \frac{A}{2\pi} \frac{2m}{\tilde{k}_{zF}^2} \frac{d\tilde{k}_{zF}}{dE} \frac{E}{r + \frac{1}{2} - C \frac{E}{\Delta}} \quad (6)$$

For quasiparticles from the quasicontinuum states, the energy spectrum is approximated by the continuous BCS spectrum of homogeneous superconductor [7, 18]:

$$E(k_{zF}) = \sqrt{\frac{\tilde{k}_{zF}^2}{2m} (k_F^2 - k_{zF}^2) + \Delta^2} \quad (7)$$

For SNS junction with thick superconducting banks, the effective energy gap equals  $\Delta$ . Then the density of quasicontinuum scattering states is

$$g(E) = \frac{A}{2} \frac{2m}{\hbar^2} k_F D \exp\left(-\frac{E}{\Delta}\right) \quad (8)$$

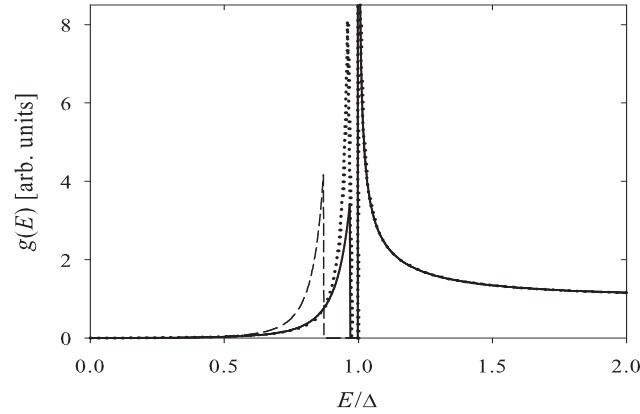


Figure 3. Density of states  $g(E)$  of SNS junction with thick superconducting banks resulted by [18] (dotted line),  $g(E)$  calculated by Eq.(5) with  $C = -2$  (dash line),  $g(E)$  calculated by Eq.(5) with  $C = -2(1 - \alpha m / \hbar^2 k_F)$  (solid line).  $D = 70000 \text{ \AA}$ ;  $2a = 5000 \text{ \AA}$ ;  $T_c = 3.77 \text{ K}$ ;  $k_F = 1.62 \text{ \AA}^{-1}$ .

It is reasonable to choose the variable multiplier  $C$  from the best fitting of the energy spectrum and the density of states. We suggest  $C = -2(1 - \alpha m / \hbar^2 k_F)$  for  $C > 1$  and  $C = 1$  otherwise. Such choice of  $C$  provides a good agreement of Eq.(5) (curve 4, Figure 2) with the numerical solution of Eq.(4) for different relation of  $a; m$ ;  $k_F$ . The coincidence of density of states resulted with  $g(E)$  by [18] is satisfactory (Figure 3).

### 2.3. Current density

The current density of quasiparticles from bound states is resulted with (1) and (6):

$$j_{bs}(V) = \frac{em^2 a^2}{2} \sum_n \exp\left(-\frac{2a}{l} n\right) \int_{-neV}^Z dE \frac{\sum_r \frac{E^p}{E^2 + E^2}}{\left(r + \frac{1}{2}\right) \left(1 - C \frac{E}{r + \frac{1}{2}}\right)^3} \tanh\left(\frac{E}{2k_B T}\right) \quad (9)$$

After substitution of (8) to (1) and exclusion of small term, we get the current density of quasiparticles from quasicontinuum states:

$$j_{cs}(V) = \frac{e}{4} \frac{m^2}{\hbar^2} k_F^2 \sum_n \exp\left(-\frac{2a}{l} n\right) \int_{E_1}^{neV} dE \frac{E \tanh(E/2k_B T)}{\exp\left(-\frac{E}{\Delta}\right)}; \quad (10)$$

where  $E_1 = \begin{cases} +neV & \text{for } +neV \\ 0 & \text{otherwise} \end{cases}$  and  $E_{-1} = \begin{cases} -neV & \text{for } -neV \\ 0 & \text{otherwise} \end{cases}$ .

The current densities (9) and (10) include the voltage dependence only within the integral limits.

If  $eV \gg k_B T$ , the integral in (10) can be transformed and the excess current density is resulted:

$$j_{ex}(V) = \frac{e}{2} \frac{k_F^2}{2} \tanh \frac{eV}{2k_B T} \exp \frac{2a}{l} \quad (11)$$

This excess current density is the same as one obtained in KGN theory (Eq.(4.12) in [7]).

Note that  $j_{ex}(V)$  dependence does not change practically if the second summation in (9) is interrupted at  $r = 0$ . Therefore we can write the expression for total current density as follows

$$j(V) = \sum_n \exp \frac{2a}{l} n \frac{2em^2 a^2}{3\pi^5} \int_{E_1}^{E_1 + neV} dE \frac{E^2 \sqrt{E^2 - E_1^2}}{1 - C \frac{2Ej}{3}} \tanh \frac{E}{2k_B T} + \frac{ek_F^2}{4} \int_{E_1}^{E_1 + neV} dE \frac{E}{E^2} \tanh \frac{E}{2k_B T} + \frac{V}{R_N A} \quad (12)$$

$C = \frac{2}{3} (1 - \frac{am}{2} \frac{2k_F}{3})$  for  $C > 1$  and  $C = 1$  otherwise;  $E_1 = \begin{cases} +neV & \text{for } +neV \\ 0 & \text{otherwise} \end{cases}$  and  $E_{-1} = \begin{cases} -neV & \text{for } -neV \\ 0 & \text{otherwise} \end{cases}$ .

This simplified model allows to calculate the CVCs of weak links with thick  $D \gg 2a$  superconducting banks. It operates for different thicknesses of normal layer  $2a < l$  and different temperatures lower  $T_c$ .

### 3. Comparison with experimental current-voltage characteristics

The model is successfully applied for the description of CVCs of SNS junctions [20]. The steep rise of current density at low voltage, the arches of subharmonic gap structure (SGS), and the excess current are reproduced (Figure 4) in the computed CVCs (12). The multiple Andreev reflection is the main reason for these peculiarities [7]. Position of the  $(n-1)$ th arch of SGS is between  $V_n$  and  $V_{n+1}$ , where  $V_n = 2(n-1)e$ , so the largest 1th arch is between 0 and  $2\phi_0$ . Small peaks on the arches near  $V_n$  are caused by subgap peak on  $g(E)$ .

The number of allowed Andreev reflections decreases with increasing of bias voltage [7]. The current density due to Andreev reflections decreases correspondingly. In that time the ohmic current density increases as well as voltage. Region of the negative differential resistance appears in the CVC if the decreasing of Andreev current density is stronger than the increasing of the ohmic current density. The measurement of current-biased CVC demonstrates the hysteretic voltage jumps (Figure 4) instead the region of negative differential resistance.

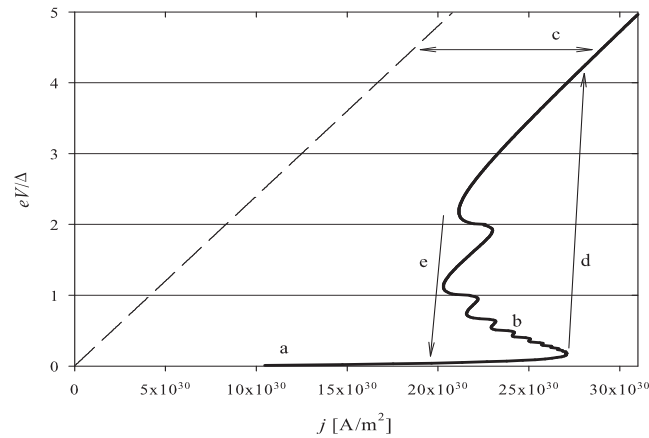


Figure 4. Voltage-biased current-voltage characteristic of SNS junction with steep rise of current (a), region of negative differential resistance (b), excess current density  $j_{ex}$  (c).  $T_c = 3.77\text{ K}$ ,  $\phi_0 = 0.57\text{ m eV}$ ,  $k_F = 1.62\text{ Å}^{-1}$ ,  $2a = 5000\text{ Å}$ ,  $l = 15a$ ,  $T = 0.1T_c$ . Arrows (d) and (e) display the hysteretic jumps of voltage in current-biased CVC

To prove themodel we firstly [20]described theCVCs of thin microbridges [21,22,23] in different temperatures. The hysteretic peculiarity is absent in the CVCs. Satisfactory agreement of the calculated curves and the experimental data is achieved [20] for the known parameters of Sn.

The application of model is possible to describe the CVCs of combination of weak links e.g. networks and contacts connected in series. The networks of weak links, which realize in the polycrystalline high- $T_c$  superconductors, have the composite CVCs. These CVCs are a superposition of individual CVCs of the single weak links that constitutes the network. Fitting parameters for current and voltage should be used in the model to account a straining of CVC along I and V axes [11, 13]. The weak links connected in series (SNSNS...) can be realized in the break junctions and wires with phase slip centers. In this case, the straining of CVCs along V axis is accounted by the formula for series of weak links with dispersion of parameters [14, 15, 16].

We used the developed model to compute the CVC of composite 92.5% YBCO + 7.5% BaPbO<sub>3</sub> [13] that is the network of weak links. We get the satisfactory agreement (Figure 5) for the parameters of investigated composite ( $T_c = 93.5\text{ K}$ ,  $\phi_0 = 17.5\text{ m eV}$ ,  $k_F = 0.65\text{ Å}^{-1}$ ,  $2a = 50\text{ Å}$ ,  $l = 9a$ ,  $m = 4m_e$ ,  $T = 4.2\text{ K}$ ). The scale of right axis in units  $eV =$  demonstrates the straining of CVC due to the superposition of individual CVCs of single weak links. This description of experimental CVC is more correct than earlier one [13] by Pereira-Nicol'sky model.

#### 4. Conclusion

The simplified model for calculation of current-voltage characteristics of SNS junctions was developed. The KGN approach [7] was changed to be more convenient for

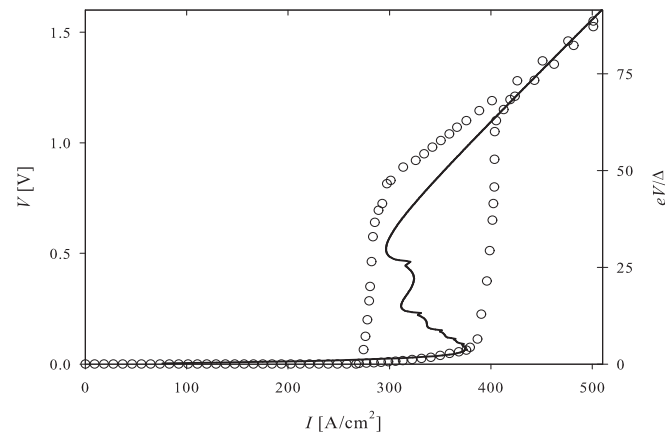


Figure 5. Current-voltage characteristic of composite YBCO + BaPbO<sub>3</sub>. Experiment [13] (points) and calculations (solid lines).

description of experimental CVCs of weak links with thick superconducting banks. The model operates for different thicknesses of normal layer  $2a < l$  and different temperatures lower  $T_c$ . The frequent observed peculiarities (steep rise of current, arches of subharmonic gap structure, negative differential resistance, excess current) in CVCs of SNS junctions are interpreted to be produced by the multiple Andreev reflections. The hysteretic peculiarity is described as result of the negative differential resistance.

The model was applied to compute the hysteretic current-voltage characteristics of high- $T_c$  composite YBCO + BaPbO<sub>3</sub>.

## Acknowledgements

I am thankful to D.A. Balaev, R. Kummel and M.I. Petrov for fruitful discussions. This work is supported by program of President of Russian Federation for support of young scientists (grant M K 7414.2006.2), Krasnoyarsk Regional Scientific Foundation (grant 16G 065), program of presidium of Russian academy of science "Quantum macrophysics" 3.4, Lavrent'ev competition of young scientist projects (project 52).

## References

- [1] Gorelov Y A, Pereira L A A, Luiz A M, Nicolisky R 1997 Physica C 282-287 2491
- [2] Matsui T, Ohta H 1999 Supercond. Sci. Technol. 12 859
- [3] Mamalis A G, Gokhfeld D M, Militsyn S V, Petrov M I, Balaev D A, Shahutdinov K A, Ovchinnikov S G, Kirko V I, Votava I N 2005 Journ. of Materials Processing Technology 161 42
- [4] Hu C H, Jiang J F, Cai Q Y 2002 Supercond. Sci. Technol. 15 330
- [5] Klapwijk T M, Blonder G E, Tinkham M 1982 Physica B 109& 110 1657
- [6] Flensberg K, Bindeslev Hansen J, Octavio M 1988 Phys. Rev. B 38 8707
- [7] Kummel R, Günsenheim U, Nicolisky R 1990 Phys. Rev. B 42 3992
- [8] Günsenheim U, Zaikin A D 1994 Phys. Rev. B 50 6317

- [9] Bratus' E N, Shumeiko V S, Bezuglyi E V, Wendin G 1997 Phys. Rev. B 55 12666
- [10] Bardas A, Averin D 1997 Phys. Rev. B 56 8518
- [11] Pereira L A A, Nicolsky R 1997 Physica C 282-287 2411
- [12] Pereira L A A, Luiz A M, Nicolsky R 1997 Physica C 282-287 1529
- [13] Petrov M I, Balaev D A, Gokhfeld D M, O spishchev S V, Shaikhutdinov K A, Aleksandrov K S 1999 Physica C 314 51
- [14] Petrov M I, Balaev D A, Gokhfeld D M, Shaikhutdinov K A, Aleksandrov K S 2002 Phys. Solid State 44 1229
- [15] Petrov M I, Balaev D A, Gokhfeld D M, Shaikhutdinov K A 2003 Phys. Solid State 45 1219
- [16] Petrov M I, Gokhfeld D M, Balaev D A, Shaikhutdinov K A, Kummel R 2004 Physica C 408 620
- [17] Gokhfeld D M, Balaev D A, Shaykhutdinov K A, Popkov S I, Petrov M I 2006 Physics of Metals and Metallography 101 (Suppl. 1) S27
- [18] Plehn H, Günsenheim er U, Kummel R 1991 Journ. Low Temp. Phys. 83 71
- [19] Kummel R Private communications.
- [20] Gokhfeld D M 2006 Preprint cond-mat/0605427
- [21] Gubankov V N, Kosheletz V P, Ovsyannikov G A 1977 Sov. JETP 73 1435
- [22] Octavio M, Skocpol W J, Tinkham M 1978 Phys. Rev. B 17 159
- [23] Gubankov V N, Kosheletz V P, Ovsyannikov G A 1981 Fizika Nizkikh Temperatur 7 277