

Conductance through an array of quantum dots

A. M. Lobos and A. A. Aligia

Centro Atómico Bariloche and Instituto Balseiro,
Comisión Nacional de Energía Atómica, 8400 Bariloche, Argentina
(Dated: 9th December 2021)

We propose a simple approach to study the conductance through an array of N interacting quantum dots, weakly coupled to metallic leads. Using a mapping to an effective site which describes the low-lying excitations and a slave-boson representation in the saddle-point approximation, we calculated the conductance through the system. Explicit results are presented for $N = 1$ and $N = 3$: a linear array and an isosceles triangle. For $N = 1$ in the Kondo limit, the results are in very good agreement with previous results obtained with numerical renormalization group (NRG). In the case of the linear trimer for odd N , when the parameters are such that electron-hole symmetry is induced, we obtain perfect conductance $G_0 = 2e^2/h$. The validity of the approach is discussed in detail.

PACS numbers: 73.63.Kv, 73.23.-b, 75.20.Hr, 75.10.Jm

I. INTRODUCTION

Potential technological applications in electronic devices has led to intense research in electronic transport in nanoscale systems. In particular, a quantum dot (QD) acts as a single electron transistor and in addition, the many-body physics of the "single impurity" Kondo effect has been clearly observed in transport experiments.^{1,3} More recently a system of two QD's has been studied, which provides an experimental realization of two Kondo "impurities" interacting with a metallic host.⁴ Also, linear arrays of 15 QD's have been fabricated to investigate its electronic properties,⁵ and the conductance through a linear trimer of QD's has been investigated in the Coulomb blockade regime.⁶ Systems of coupled QD's are also of interest because of their possible application in quantum computation.⁷

Theoretically, the conductance through one QD at equilibrium has been clarified by different studies of the impurity Anderson model, in particular those using the highly accurate Wilson's numerical renormalization group (NRG).^{8,10} For moderate values of the Coulomb repulsion U , perturbation theory in U (PTU) provided good results.^{11,15} In particular, an approach that interpolates between the second-order results for the self energy and the atomic limit,^{11,13} provided accurate results, as has been shown by direct comparison with exact diagonalization in small rings.¹² Renormalized¹⁶ and interpolative¹⁷ PTU have also been used in the non-equilibrium case. At zero temperature, the method of exact diagonalization plus embedding (EDE) was successfully used.^{18,20} This method is based on solving exactly some part of the system, which includes all interactions, and embedding it in the rest of the system. A detailed study of the approximation and its range of validity was given by Chiappe and Verges.²¹ A brief description of the PTU, EDE and slave boson approximation is contained in Ref. 22, where the approaches are applied to describe scanning tunneling spectroscopy of different systems with magnetic impurities on Cu or noble metal (111) surfaces.

Transport through a system of two QD's, one of them

coupled to two conducting leads has been studied using NRG.^{23,24} More recently NRG results for three²⁵ and four²⁶ QD's on a line have been reported. These two works deduce the phase shifts for even and odd parities from the effective non-interacting Hamiltonian that describes the strong coupling fixed point. For Fermi liquids with inversion symmetry, the conductance can be expressed in terms of these two phase shifts.²⁷ In spite of these studies, for several QD's or systems with low symmetry, application of the NRG becomes impractical and one has to resort to other approximate techniques. The EDE has been applied recently to several problems involving more than one QD.^{28,30} In particular, Busser et al. studied the conductance through a linear array of QD's.²⁸ Remarkably, they find that for an odd number N of QD's except $N = 1$, the conductance G vanishes in the electron-hole symmetric case (EHSC). For $N = 1$, G as a function of gate voltage V_g reaches the maximum at the EHSC with the ideal value $G_0 = 2e^2/h$ in agreement with previous studies.^{8,11,13,18,19} However, for $N = 3; 5; \dots$ the peak is split in two by a deep minimum. This result is in contradiction with previous results using PTU which predict ideal conductance $G = G_0$ at the EHSC.¹⁴ Therefore, Busser et al. conclude that other many-body techniques should be used to elucidate the issue.

The purpose of the present work is to present an analytical approach to calculate the conductance through an interacting region, weakly coupled to conducting leads. As an application, we study the above mentioned controversy. In particular, we consider an interacting region composed of a linear array of an odd number N QD's (extension to even N and other geometry is straightforward), connected to two non-interacting leads by the same hopping V . We also study the conductance for the case in which the interacting region consists of an isosceles triangle of QD's. To simplify the discussion when the energy of states with different number of particles are compared, we set the origin of one-particle energies at the Fermi level $\epsilon_F = 0$. In general, if the ground state of the interacting part is quasi degenerate between a non-magnetic singlet and a magnetic doublet, and V is small

compared with the difference in energy with other states, neglecting the latter the problem can be mapped into a one-impurity Anderson model. As stated above, this model is well understood. This mapping has been used to calculate the conductance through a ring described by the ionic Hubbard model, which should detect a topological phase transition.³¹ In the Kondo regime, where the magnetic ground state lies well below the other states, it might be necessary to retain other states with even total spin for an accurate description.³² As in these problems, we assume that the ground state of the interacting part is a doublet for an odd number of particles. In particular, the Hubbard model used to represent a linear array of N QD's has a doublet ground state in the EHSC for odd N . We retain this doublet and all singlet states which hybridize with it to map the problem into a generalized one-impurity Anderson model. The validity of the mapping is discussed in detail in section IV. The resulting model is solved using a slave-boson representation in the saddle-point approximation. Explicit calculations are presented for $N = 1$, a linear trimer and an isosceles triangle. The main result is independent of odd N for a linear array of QD's: we obtain ideal conductance in the EHSC. This agrees with recent results obtained using alternative techniques.^{25,26,33} The isosceles trimer is of interest because of the effects of magnetic frustration and peculiar electronic structure.^{32,34,38}. In this case the electron-hole symmetry is lost and this fact is reflected in an asymmetric lineshape for the conductance. Despite this fact, the unitary limit is reached when V_g favours a magnetic doublet ground-state.

The paper is organized as follows. In Sec. II, we describe the model, the mapping to one effective site, and the slave-boson formalism for the resulting effective model. The results for the conductance are contained in Sec. III. Sec. IV summarizes our results and discusses our findings in relation to previous works. Some details of the calculations are left to the appendices.

II. MODEL AND APPROXIMATIONS

A. Model

For the sake of clarity in the presentation, we consider a linear array of an odd number N of QD's coupled to the left and to the right to metallic leads, and take $N = 3$ unless otherwise stated. The changes for any other array of QD's are obvious. The system is represented in Fig. 1. The dots are equivalent and their on-site energy $E_d = eV_g$ is controlled by the gate potential V_g . The leads are described by non-interacting half-infinite chains.

The Hamiltonian is

$$H = H_L + H_d + H_{mix} : \quad (1)$$

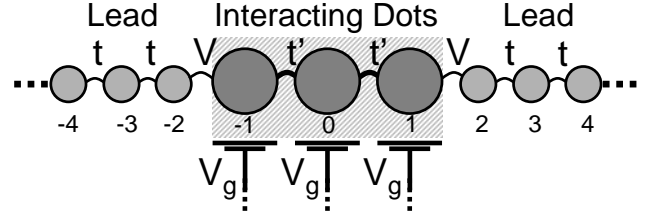


Figure 1: Scheme of the studied system.

H_L represents the non-interacting leads

$$H_L = \sum_{i=-\infty}^{-2} X^1 t_{i,i+1}^y c_{i+1}^\dagger + H.c. + \sum_{i=2}^{\infty} X^1 t_{i,i-1}^y c_{i-1}^\dagger + H.c. : \quad (2)$$

H_d describes the central region containing the dots, each with an on-site repulsion U ,

$$H_d = \sum_{i=-1}^1 X^1 E_d c_{i+1}^\dagger c_i + U n_{i+1} n_i + \sum_{i=-1}^1 X^1 t_{i,i+1}^0 c_{i+1}^\dagger c_i + H.c. : \quad (3)$$

Finally the term H_{mix} , that couples the interacting part of the system with the conducting leads has the form

$$H_{mix} = V \sum_{i=-1}^1 X^1 c_{i+1}^\dagger c_{-2} + c_{i+1}^\dagger c_{2} + H.c. : \quad (4)$$

We take the Fermi energy $E_F = 0$, in such a way that the leads are half-filled. If in addition V_g is such that $E_d = U=2$, the Hamiltonian (for a linear array of QD's) is invariant under an electron-hole transformation $c_{i+1}^\dagger \rightarrow (1)^\dagger c_i$. In addition, for any value of V_g , the system is invariant under inversion $c_{i+1}^\dagger \rightarrow c_{-i}^\dagger$ (for odd N).

B. Mapping of the interacting region to an effective site

We assume that the state of lowest energy of the interacting part of the system for a certain odd number of particles of interest is a doublet. This is certainly true for the ground state of Eq. (3) in the EHSC. H_{mix} mixes this doublet with other states with $N-1$ and $N+1$ particles. For small enough V , H_{mix} can be eliminated through a canonical transformation, and the model can be mapped to a single impurity Kondo system,³² which is well understood. However, as V_g varies, the state of minimum energy in the sector of either $N-1$ or $N+1$ particles becomes quasi-degenerate with the ground state

and finally crosses it, rendering the canonical transformation invalid. Near the quasidegeneracy the model can be mapped into a one-impurity Anderson model.³¹ Here we generalize previous approaches^{31,32} and map the system into a generalized Anderson model, retaining the lowest doublet in the subspace of N particles, and all singlet states in the subspaces with $N = 1$ (see Fig. 2). For simplicity we neglect the triplet states, but as we will show this does not modify our conclusions. The neglect of excited doublets is the most serious and its effect is discussed in Sec. IV.

The eigenstates of H_d are classified according to its parity (\pm), total spin S and its projection S_z . We will denote these eigenstates as: $|j\rangle_{j,p}^{(n)}$, where n is the number of particles, j orders the states according to increasing energy and p is a short label for the other quantum numbers (\pm , S and S_z). The corresponding energies are denoted by $E_{j,p}^{(n)}$.

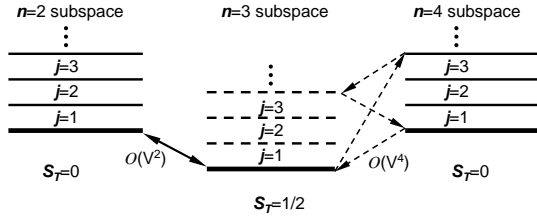


Figure 2: Scheme of the low-lying states of H_d for $N = 3$. The dashed lines denote states truncated in the approximation. Dashed arrows represent processes of order V^4 , which are neglected. Only processes of order V^2 are retained.

To represent the truncated Hamiltonian, we will use a slave boson formalism. This is convenient in our case in which, in addition to the truncation, we perform a saddle-point approximation to the slave boson formalism. However, the slave boson representation is independent of the method of solution chosen, and has been used for example in exact diagonalization of finite clusters including triplet states.³⁹

C. Formalism of slave bosons

As stated before, for the sake of clarity we will refer to the case of the linear chain. We represent the many-body states of H_d using a slave boson representation that respects electron-hole symmetry. This symmetry is important for the description of the conductance through a linear array, as discussed in the introduction. Basically, this representation can be described as a generalization of that used by Kotliar and Ruckenstein for the Hubbard model⁴⁰ to include several "empty" and "doubly occupied" d bosons. Specifically, we introduce the boson operators $e_{j,\pm}; d_{j,\pm}$ and s_{\pm} and the fermionic ones f_{\pm} , to map the states of the effective site describing the interacting part as

$$|j\rangle_{j,\pm}^{(2)} \rightarrow |e_{j,\pm}^y\rangle; |j\rangle;$$

$$\begin{aligned} |j\rangle_{0,\pm}^{(3)} &\rightarrow |f^y s^y\rangle; |j\rangle; \\ |j\rangle_{j,\pm}^{(4)} &\rightarrow |d_{j,\pm}^y, f_{\pm}^y f_{\pm}^y\rangle; |j\rangle; \end{aligned} \quad (5)$$

with the following constraints

$$\sum_{j,\pm} e_{j,\pm}^y e_{j,\pm} + \sum_{j,\pm} s_{\pm}^y s_{\pm} + \sum_{j,\pm} d_{j,\pm}^y d_{j,\pm} = 1; \quad (6)$$

$$f_{\pm}^y f_{\pm} = s_{\pm}^y s_{\pm} + \sum_{j,\pm} d_{j,\pm}^y d_{j,\pm}; \quad (7)$$

We point out here that for a linear trimer, the ground state $|j\rangle_{0,\pm}^{(3)}$ of the interacting part H_d is odd under inversion. This implies that one has to choose one of the operators f_{\pm}, s_{\pm} even and the other odd under inversion. Otherwise the invariance under inversion would be violated.

In this representation, the Hamiltonian can be written as

$$H = H_L + H_f + H_{\text{mix}} + H_{\text{boson}} + H_{\text{constr}}; \quad (8)$$

where H_L is the same as before (Eq. (2)). H_f describes the energy of the fermions at the effective site

$$H_f = E_0^{(3)} \sum_{j,\pm} f_{j,\pm}^y f_{j,\pm}; \quad (9)$$

where $E_0^{(3)} = E_{0,\pm}^{(3)}$ is the energy of the lowest doublet in the subspace of three particles (we keep $N = 3$ in this Section for simplicity). Similarly for the bosons at the effective site

$$H_{\text{boson}} = \sum_{j,\pm} E_{j,\pm}^{(2)} e_{j,\pm}^y e_{j,\pm} + \sum_{j,\pm} \sum_i E_{j,\pm}^{(4)} 2E_0^{(3)} d_{j,\pm}^y d_{j,\pm}; \quad (10)$$

The energy of the bosons has been chosen at zero. Note that the above choice ensures the correct energy for each state of the effective site:

$$\begin{aligned} P_0 H P_0 |e_{j,\pm}^y\rangle; |j\rangle &= E_{j,\pm}^{(2)} |e_{j,\pm}^y\rangle; |j\rangle; \\ P_1 H P_1 |f^y s^y\rangle; |j\rangle &= E_h^{(3)} |f^y s^y\rangle; |j\rangle; \\ P_2 H P_2 |d_{j,\pm}^y, f_{\pm}^y f_{\pm}^y\rangle; |j\rangle &= (E_{j,\pm}^{(4)} - 2E_0^{(3)}) + 2E_0^{(3)} |d_{j,\pm}^y, f_{\pm}^y f_{\pm}^y\rangle; |j\rangle; \end{aligned} \quad (11)$$

where we have used the projectors P_i over the subspace with i fermions, or $n = i + 2$ ($n = i + 1 + N$ in general) particles in the interacting region.

Defining for convenience electron operators with well defined parity under inversion

$$c_{j,\pm}; = \frac{c_{j,\pm}}{2} P_{\pm}; \quad (12)$$

the term H_{mix} in this representation becomes

equation⁴¹ obtaining

$$G = \frac{2e^2}{h} \sum_{\alpha} \left| \frac{\partial f(\epsilon_{\alpha})}{\partial \epsilon} \right|^2 t(\epsilon_{\alpha})^2; \quad (20)$$

where $f(\epsilon)$ is the Fermi function and $t(\epsilon)$ is the transmission through the effective site

$$t(\epsilon) = \sum_{\alpha} (V_{\alpha} - V_2) G_{ff}(\epsilon) \\ = 2 \sum_{\alpha} V_{\alpha}^2 - V_2^2 G_{ff}(\epsilon); \quad (21)$$

$G_{ff}(\epsilon)$ is the retarded Green's function of the fermion f with spin (see appendix A), and $V_2 = (V_+ - V_-)/2$ is the coupling between the effective site and (for $N = 3$) the site with subscript 2. At zero temperature from the above equations one gets

$$G = \frac{2e^2}{h} \sum_{\alpha} V_{\alpha}^2 - V_2^2 \mathcal{G}_{ff} \Big|_{\epsilon=0}; \quad (22)$$

A. Conductance for $N = 1$

We first discuss the case of the conductance through one QD, and we compare the results with those obtained with NRG⁸ for different values of Δ , which is the half width at half maximum of the resonant level in the non-interacting case. In our problem $\Delta = 2 \sum_{\alpha} V_{\alpha}^2$, where $\rho_0 = 1/(2t)$ is the unperturbed density of states at the Fermi energy for one spin and one of the leads, and the factor 2 adds the contribution of both leads.

The results for one dot are shown in Fig. 3. The ideal conductance for $E_d = U=2$ indicates the formation of a virtual bound state (Kondo effect) at $T = 0$. As can be seen from the inversion symmetry of the curve around $E_d = U=2$, the solutions of the saddle-point equations reflect the electron-hole symmetry of the formalism. A very good agreement between our results and those of NRG for $\Delta/U = 0.01$ (strongly-interacting case) is observed. This is in part due to the fact that in the EHSC, where analytical results can be obtained (see appendix B), the formalism reproduces the correct exponential dependence of the width of the resonance in the spectral density of states, which roughly coincides with the Kondo temperature T_K . However, the shape of the resonance is Lorentzian in the mean field approximation, while the correct result in the Kondo regime is⁴²

$$t(\epsilon) = \frac{1}{\text{Re}} \frac{p}{(\epsilon + i)^2}; \quad (23)$$

where $\Delta = 1.55 T_K$.¹⁰

The good agreement between the slave-boson mean-field approximation and NRG deteriorates as smaller values of U are considered and is lost in the non-interacting limit. Kotliar and Ruckenstein proposed a remedy to this problem, replacing some operators entering H_{mix} in Eq.(13) by another ones (containing some suitable chosen roots) which coincide with the previous ones when the

constraints are imposed exactly on each site, and at the same time reproduce in the saddle-point approximation, the correct results for the noninteracting case.⁴⁰ Unfortunately, we find that this method does not work in the whole range of Δ/U , giving an overestimated Kondo temperature in the strongly-interacting limit. In contrast, as mentioned above, the formalism so far presented gives the correct dependence of T_K on the parameters in this limit (see appendix B).

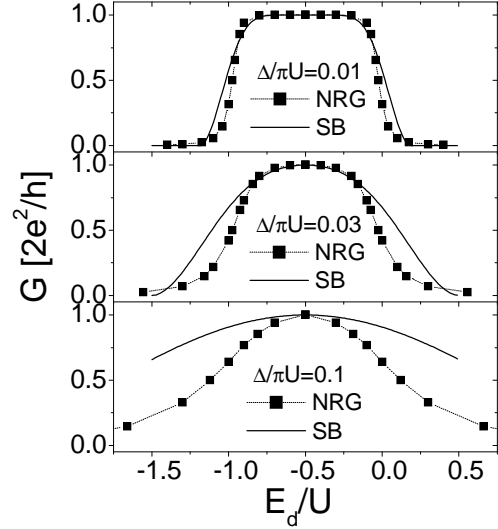


Figure 3: Conductance vs E_d/U ratio, for different values of Δ/U . Lines indicate the results of the present slave boson (SB) approach, and the square points have been obtained with NRG.⁸

Since we are mainly interested in the limit of strong correlations, the results shown in Fig. 3 are encouraging. For small or moderate values of U one can use PTU.^{11,13,14,16} In spite of this good agreement, the conductance falls to zero abruptly at some value of E_d . This is an artifact of the saddle-point approximation, reported before in other problems,^{13,31,43} for example in the conductance through rings of quantum dots.³¹ Beyond some value of the gate voltage V_g , the impurity decouples from the rest of the chain.

The decrease in the conductance out of the EHSC is due to the reduction of the density of states at the Fermi level, as the system approaches the intermediate valence regime. Technically, in the saddle-point approximation as E_d increases, the magnitude of boson e also increases (the charge in the dot decreases). This causes the magnitude of the bosons to decrease and the resonance in f -electron density of states must be shifted to higher frequencies in order to decrease the n_f occupation, according to the constraint Eq. (7). This causes a reduction in the value of \mathcal{G}_{ff} at the Fermi level, and a reduction in the conductance (see Eq. (20)). In a similar fashion, when the dot is charged, the value of the boson d increases, the value of n_f approaches to 1, and the resonance in the density of states must be shifted to lower

frequencies, producing an analogous decrease in the conductance.

For the simple case of conduction through one dot, the expression of the conductance can be written as^{11,41}

$$G = \frac{2e^2}{h} \frac{d!}{d!} \left(\frac{\partial f}{\partial !} \right)^d (!) ; \quad (24)$$

At very low temperatures ($T \ll T_K$), the system is a Fermi liquid. Therefore, the Friedel's sum rule (FSR)⁴⁴ must hold. For the case in which the hybridization V and the unperturbed density of conduction states ρ_0 do not depend on energy, the FSR takes the form

$$d(0) = \frac{\sin^2(\ln_d i)}{2}; \quad (25)$$

giving a conductance equal to

$$G = \frac{2e^2}{h} \sin^2(\ln_d i); \quad (26)$$

where $\ln_d i$ is the total charge per spin in the dot.

It can be shown (see appendix B) that the saddle-point approximation verifies the FSR, since the real problem is mapped into an effective non-interacting one whose ground state is a Fermi sea.

B. Conductance for $N = 3$. Linear trimer

The results for conductance through three QD's using the saddle-point approximation described in appendix A, are shown in Fig. 4. Results for one QD for the same parameters are also shown for comparison.

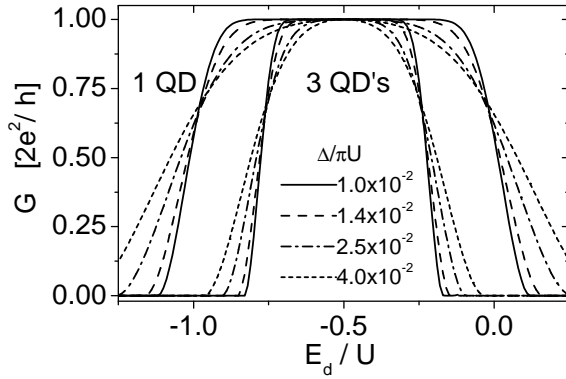


Figure 4: Conductance vs V_g/U ratio, for different values of Δ/U . Innermost curves correspond to the conductance through 3 QD's. The 1 QD conductance is also shown for comparison. Parameters are $U = t$, $t^0 = 0.5 t$ and the hybridization V is $0.25 t$, $0.3 t$, $0.4 t$ and $0.5 t$ for increasing values of Δ/U .

On a qualitative level, the results for three QD's are similar to those of one QD near the EHSC. In particular, the conductance equals the ideal one G_0 in the EHSC,

decreases as the amount of charge fluctuations increases, and finally becomes very small when the ground state of the interacting region becomes non-magnetic. The reduction of the region in which the conductance is near to the ideal one is reduced in the three-dot case, and one expects further reduction as the odd number of dots N increases. This is due to the fact that as N increases, the energy of singlets with $N - 1$ particles become nearer to that of the ground-state doublet with N particles. As a consequence, the interval of gate voltage V_g between both intermediate valence regimes (when the energy of one singlet coincides with that of the doublet) is reduced.

When V_g is moved further from the EHSC, an important difference between $N = 1$ and odd $N > 1$ is that in the latter case, magnetic states with $N - 2$ particles become accessible, a new Kondo effect takes place, and another plateau with near ideal conductivity appears. For $N > 3$ this pattern with regions of nearly ideal or zero conductivity can be repeated several times. In general, including even N , there should be plateaus when the gate voltage favors an odd number of particles. In particular, for $N = 2$ the conductance in a similar system has been calculated using NRG and displays two plateaus, corresponding to 1 and 3 particles in the interacting region.²⁴ While we have limited our calculations to odd N and gate voltages such that either N or $N - 1$ particles are favored, it is straightforward to extend the formalism to other cases, as long as the hybridization V of the interacting region with the rest of the system is small enough. The allowed magnitude of V for the validity of the formalism is discussed in the next section.

We have verified numerically that Eq. (26) also holds for three dots. The formalism is identical for other odd N . Therefore, near the EHSC the situation for different odd N are qualitatively similar in that they show a local Fermi liquid behavior, ideal conductance at the EHSC, and the expected electron-hole symmetry. This is at variance with the results of Buser et al.²⁸ who found vanishing conductance at the EHSC, but are consistent with those of Oguri,¹⁴ and recent studies for $N = 3$,^{25,33} who also obtain ideal conductance at the EHSC. Note that the parameters with $V = 0.3 t$ used in Fig. 4 correspond to one set of parameters used in Fig. 2 (f) of Ref. 28.

C. Conductance for $N = 3$. Isosceles triangle

In this subsection, we consider a system with the geometry schematically depicted in Fig. 5. Two regimes in parameter space were analyzed, namely $t^0 < t$ and $t^0 > t$, where t^0 is the new hopping term connecting dot 1 and -1. These regimes correspond to the conductance through the two possible "isosceles triangles". In the case $t^0 = t$ (equilateral triangle), the subspace with $n = 3$ has a doubly degenerate ground-state, with states belonging to the even and odd subspace respectively. This can be understood by recalling that the symmetry group of the equilateral triangle in two dimensions (C_{3v}) has one two-

dimensional irreducible representation. As it will be discussed in detail in Section IV, the present formalism is not valid at this point of parameter space, since we assumed a non-degenerate ground-state. Since experimentally is very hard to reach such a regime, we believe that this is not a serious constraint of the method. Starting with the linear chain ($t^0 = 0$), we recall that the ground-state of the $n = 3$ subspace is an odd $S = 1/2$ doublet. Switching on adiabatically the hopping t^0 , the energy of the excited even doublet begins to fall, and after crossing the degeneracy point $t^0 = t^0$, the even doublet takes over and the formalism is valid again.

Besides these features, we expect the development of a plateau in the conductance at the ideal value in a certain region of $E_d = U$, due to the fact that the problem still can be mapped into an effective $S = 1/2$ Anderson impurity coupled to conducting leads.

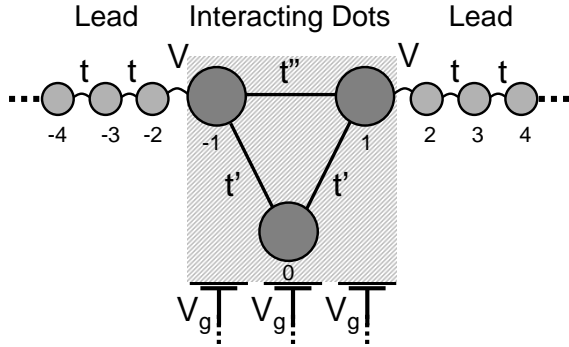


Figure 5: Scheme of the triangular arrangement.

In Fig. 6 we show the results for the conductance through the isosceles triangle. For simplicity we have set parameters $V = 0.45 t$; $t^0 = 0.5 t$ and $U = t$, so that the first result ($t^0 = 0$) is one of the curves of Fig. 4. As t^0 is increased, the curves are approximately rigidly shifted to lower values of $E_d = U$. This feature can be correlated with properties of the isolated trimer. In order to gain physical insight, we define the following functions of the isolated trimer:

$$\begin{aligned} {}_{23}(E_d; t^0; t^0; U) &= E_g^{(2)}(E_d; t^0; t^0; U) - E_g^{(3)}(E_d; t^0; t^0; U); \\ {}_{43}(E_d; t^0; t^0; U) &= E_g^{(4)}(E_d; t^0; t^0; U) - E_g^{(3)}(E_d; t^0; t^0; U); \end{aligned}$$

which are the differences in energy between ground-states belonging to subspaces with different particle number. Fixing $t^0; t^0$ and U , we define $E_d^{2;3}$ and $E_d^{4;3}$ as the values of E_d which render ${}_{23}(E_d; t^0; t^0; U) = 0$ and ${}_{43}(E_d; t^0; t^0; U) = 0$ respectively. These values correspond to an intermediate valence regime of the effective Anderson model, and are related to the crossover regions in the dependence of the conductance G with gate voltage, where G falls down from its ideal value at the plateau to zero. This is due to charge fluctuations and the consequent disappearance of the Kondo effect. Following the

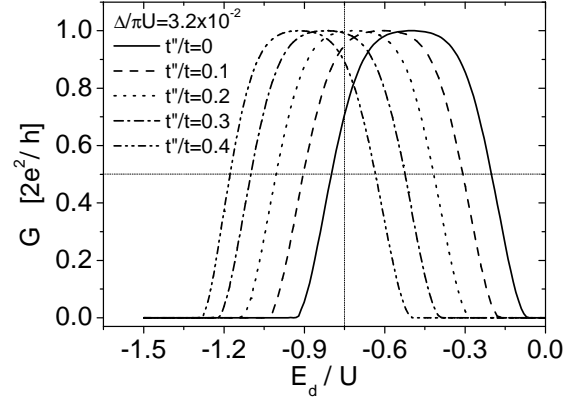


Figure 6: Results for the conductance through the isosceles triangle for the case $t^0 < t^0$. Parameters are $t^0 = 0.5 t$, $U = t$ and $V = 0.45 t$.

evolution of the points $E_d^{2;3}$ and $E_d^{4;3}$ as a function of t^0 (see Fig. 7), the evolution of the conductance curves in Fig. 6 can be explained easily: the conductance is related to the low-energy physics of the isolated trimer. For example, for $t^0 = 0$ ($t^0 = 0.4 t$), the first value of $E_d = U$ for which $G = G_0 = 2$ in Fig. 6 is near -0.8 (-1.2), the value for which the number of particles in the ground-state of the isolated trimer changes from 4 to 3 (see Fig. 7). As it is already clear from Fig. 4, the width of the crossover regions increases with V , since the effective hybridization V_{eff} is proportional to it and therefore the widths of intermediate valence regimes increase accordingly.

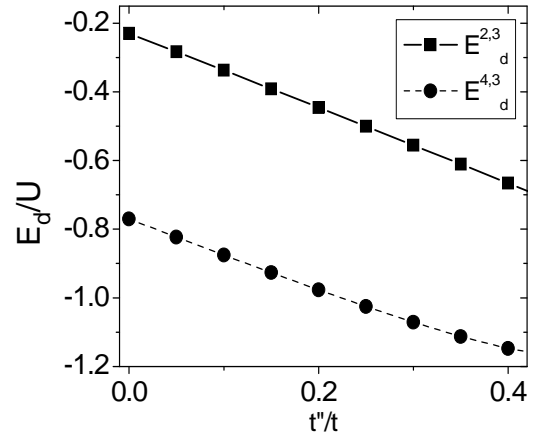


Figure 7: Evolution of the degeneracy points as a function of t^0 for the isolated trimer. Parameters t and U are those of Fig. 6.

The results for $t^0 > t^0$ are shown in Fig. 8. The asymmetry in the curves is more evident, and again the plot can be understood by following the evolution of $E_d^{2;3}$ and $E_d^{4;3}$ (see Fig. 9). When $t^0 > t^0$, the low-energy physics of the system resembles that of a singlet formed by the two QD's connected by t^0 plus an additional QD on the

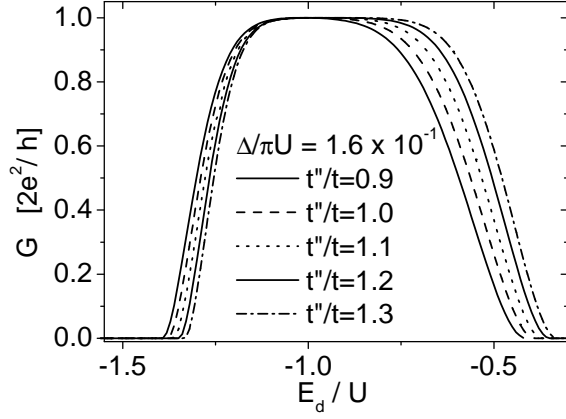


Figure 8: Results for the conductance through the isosceles triangle for the case $t'' > t^0$. Parameters are the same than Fig. 6.

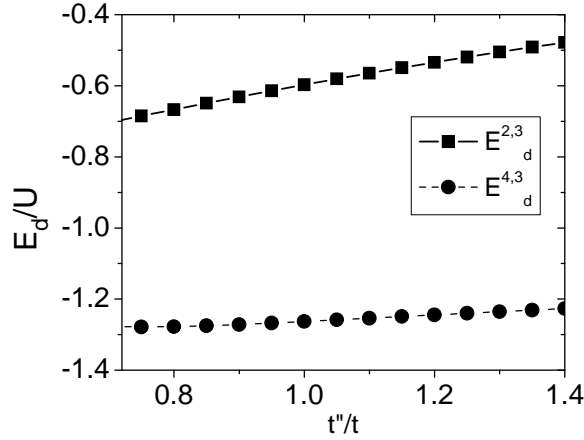


Figure 9: Same than Fig. 7 for the case $t'' > t^0$. The different evolution of the degeneracy points as a function of t'' explains the asymmetry of the conductance in Fig. 8.

top. In this situation, there is a considerable decrease in the effective hybridization V ; (see Eq. 19). This is directly reflected in that the Kondo temperature is much lower than before, rendering the convergence of the numerical method difficult. For that reason, in those calculations we have set $V = 1.0 t$ in order to have a larger Kondo temperature. The validity of the formalism is only slightly affected, despite the fact that V is comparable to other energy scales ($t; U$). The main reason for this is the high values of t'' , which ensure a large difference between the ground state energy and that of the excited odd doublet for $n = 3$. Another reason is the small effective hybridization. Other details on the validity of the approximation will be given in the next section. As a final comment, we mention that the results obtained for these geometries are consistent with those obtained with the FSR (Eq. (26)) for the effective Anderson model.

IV. DISCUSSION

We have presented an effective site approach to study the conductance through an arrangement of N QD's, di-

agonalizing exactly the part of the Hamiltonian describing the interacting region and retaining the most relevant states which describe the low-energy charge excitations. As discussed below, the approach is valid when the hybridization V of the interacting region with the rest of the system is small. The advantage of this mapping is that the physics of one impurity is rather well understood, and several good approximations can be used. Recently a mapping to an effective Kondo model with one "impurity" has been successfully used to interpret the dependence of geometry of spectroscopic experiments for a Cr trimer on Au(111),³² and to calculate the conductance through a dimer connected at one site to two conducting leads.²⁴ In the latter case, NRG results are available and are in excellent agreement those of the effective model for small or moderate V .²⁴

For small V , the effective site approach can also be used when the interacting region is side coupled to a conducting lead and the current does not necessarily flow through the interacting region. An example of this system is a trimer coupled to one site of a conducting lead.⁴⁵ In this case, the model is mapped to an effective site side coupled to a conducting lead,^{11,13,18,19} instead of embedded in the lead.

We have introduced a slave boson representation for the description of the effective Hamiltonian, and used the saddle-point approximation to calculate the conductance through the effective site. The results obtained in the strongly-interacting regime for $N = 1$ were found to be in very good agreement with NRG calculations. For a linear array of an odd number of QD's, our results near the EHSC are qualitatively similar. In particular, we obtain perfect conductance at the EHSC. Since this result might seem controversial at present, we discuss in detail the approximations involved in our treatment, particularly in relation to this result.

The crucial approximation is to retain only the lowest doublet of the magnetic configuration, neglecting the excited ones (see Fig. 2). This approximation scheme is only valid as far as the excited levels have a negligible contribution to the many-body ground state. The hybridization V induces a second-order matrix element $M_{gs,e}^e$ between the ground state of the magnetic configuration in the interacting region and excited states for the same number of particles. In particular, for the linear trimer, while the ground state for three particles is an odd doublet, the most relevant excited state for three particles is an even doublet. If the approximation is valid, the effective matrix element should be smaller than the difference between the energy of these states

$$|E_e^{(3)} - E_g^{(3)}| \gg M_{gs,e}^e; \quad (27)$$

where

$$M_{g \S e}^e = \sum_{j; n=2,4} \frac{1}{2} \frac{\langle h_g^{(3)} | H_{mix} | j_{j;}^{(n)} \rangle \langle h_{j_{j;}}^{(n)} | H_{mix} | e_g^{(3)} \rangle}{E_{j_{j;}}^{(n)} E_g^{(3)}} + \frac{\langle h_e^{(3)} | H_{mix} | j_{j;}^{(n)} \rangle \langle h_{j_{j;}}^{(n)} | H_{mix} | g^{(3)} \rangle}{E_{j_{j;}}^{(n)} E_e^{(3)}}; \quad (28)$$

is the effective matrix element between the ground state $|j_g^{(3)}\rangle$ and an excited state $|j_e^{(3)}\rangle$. To estimate this matrix element in the case of the linear trimer, for simplicity, we have restricted the sum above to the lowest states with 2 and 4 particles in the EHSC. The simplified expression is

$$\mathbb{E}_e^{(3)} - E_g^{(3)} j \quad V^2 \quad \frac{1}{E_g^{(2)} E_g^{(3)}} + \frac{1}{E_g^{(2)} E_e^{(3)}} \quad (29)$$

with $\mathbb{E}_{a,b}$ being the generalization of Eq. (15) for any pair of states $|a\rangle$ and $|b\rangle$. For the parameters used in Fig. 4, the largest value of $M_{g \S e}^e = \mathbb{E}_e^{(3)} - E_g^{(3)} j$ is 0.16 for $U = 4.0 \times 10^{-2}$.

In the case of the isosceles triangle the above criterion is taken at the value of V_g which renders $E_g^{(2)} = E_g^{(4)}$. For the parameters in Fig. 6, the largest value of $M_{g \S e}^e = \mathbb{E}_e^{(3)} - E_g^{(3)} j$ is 3.3×10^{-2} for $U = 3.2 \times 10^{-2}$; and for Fig. 8, the corresponding value is 0.29 for $U = 1.6 \times 10^{-1}$. Thus, we conclude that this set of parameters is quite consistent with the approximation.

Quantitative details of our results are also affected by two other approximations related with our slave-boson treatment: i) the neglect of the triplet states in the subspaces of $N-1$ particles in the interacting region, and ii) the fact that the saddle point chooses the most convenient solution between those with definite parity in these subspaces: either $e_{j+} = d_{j+} = 0$ or $e_j = d_j = 0$ for all j . However, in the Kondo regime of most interest, the model reduces to a one-impurity Kondo model, and for the linear trimer, both approximations slightly modify the Kondo temperature and in opposite directions.³² Therefore our conclusions are not affected. In particular, the system remains a Fermi liquid with ideal conductance in the EHSC. For other problems and larger V , the effects

of the triplets can be important near the singlet-triplet degeneracy.⁴⁶

As argued before,¹⁴ if the system is a Fermi liquid, its properties at low-energy are expected to be the same as those of a non-interacting system, and therefore, one expects non-zero conductance in the EHSC. Then, the possibility of vanishing conductance in this case, seems to be related with the breakdown of the Fermi liquid. For a trimer ($N=3$) with C_{3v} symmetry, a non-Fermi liquid ground state results as a consequence of the degeneracy between odd and even doublets in the ground state of the interacting region.^{37,38} In this case, although Eq. (22) suggests a vanishing conductance, our approach breaks down because Eq. (27) is not satisfied. However, the geometry of the system is incompatible with "triangular" C_{3v} symmetry, and even a very small deviation of this symmetry restores Fermi liquid behavior.^{32,37} Therefore the most likely explanation of the result of Busser et al.²⁸ of vanishing conductance in the EHSC for odd $N > 1$ seems to be a failure of the embedding procedure for $N > 2$, in spite of its success when only one QD is involved.^{18,21} Recently, the case $N=3$ has been studied by NRG²⁵ and by Monte Carlo and variational techniques.³³ These results agree with ours for small V .

Appendix A : THE SADDLE-POINT APPROXIMATION

This is a mean-field approximation in which the problem reduces to minimize the effective free energy \tilde{F} as a function of the numbers e_j, d_j , and s . From Section IIC, \tilde{F} is given by

$$\tilde{F} = \tilde{F}_{boson} + \tilde{F}_{fermion}; \quad (A1)$$

where

$$\tilde{F}_{boson} = \sum_{j; } \langle h_{j_{j;}}^{(2)} + \langle h_{j_{j;}}^{(0)} \rangle e_{j_{j;}}^2 + \sum_{j; } \langle h_{j_{j;}}^{(3)} + \langle h_{j_{j;}}^{(0)} \rangle d_{j_{j;}}^2 + \sum_{j; } \langle h_{j_{j;}}^{(4)} + 2E^{(3)} + \langle h_{j_{j;}}^{(0)} \rangle d_{j_{j;}}^2 \rangle; \quad (A2)$$

and

$$\tilde{F}_{fermion} = \sum_{i=1}^Z \frac{1}{2} \ln [1 + e^{-\beta \epsilon_i}] \quad (A3)$$

where ρ_f is the total fermion density of states given by

$$\rho_f = \frac{1}{\pi} \text{Im Tr } G^R(\epsilon); \quad (\text{A } 4)$$

where the matrix $G^R(\epsilon)$ contains the retarded Green functions of the fermionic effective problem.

It is convenient to separate the fermionic free energy into a part F_{fermion}^0 corresponding to the system without the effective site or "impurity" (and therefore independent of the bosonic variables) and the rest, which represents

the effect of the "impurity" on F_{fermion}

$$F_{\text{fermion}} = F_{\text{fermion}}^0 + F_{\text{fermion}}; \quad (\text{A } 5)$$

The same separation can be made for the density of states. Using the relation⁴³

$$\rho_f = \frac{1}{\pi} \text{Im} \frac{\partial}{\partial \epsilon} \ln G_{ff}^R(\epsilon) \quad (\text{A } 6)$$

the change in free energy after adding the effective site becomes

$$F_{\text{fermion}} = \sum_{\epsilon} \frac{1}{\pi} \int_0^{\pi} \ln |1 + e^{-i\epsilon}|^2 \frac{1}{\pi} \text{Im} \frac{\partial}{\partial \epsilon} \ln G_{ff}^R(\epsilon) d\epsilon; \quad (\text{A } 7)$$

where G_{ff}^R is the Green's function of the fermions f at the effective site. Since the effective fermionic problem is non-interacting, G_{ff}^R can be calculated easily using equations of motion.²² The result is

$$G_{ff}^R(\epsilon) = \lim_{\eta \rightarrow 0} \frac{1}{\epsilon - E_f + i\eta} \sum_{\mathbf{k}} \langle f_{\mathbf{k}}^\dagger f_{\mathbf{k}} \rangle g_{2; \mathbf{k}}^R(\epsilon); \quad (\text{A } 8)$$

where $g_{2; \mathbf{k}}^R(\epsilon)$ is the unperturbed Green's function (without the effective site) at site 2 with parity and spin \mathbf{k} .

Integrating by parts in Eq. (A 7) and taking $\epsilon = 0$, one obtains

$$F_{\text{fermion}}|_{\epsilon=0} = \sum_{\epsilon} \frac{1}{\pi} \int_0^{\pi} \ln G_{ff}^R(\epsilon) d\epsilon; \quad (\text{A } 9)$$

Minimizing the effective free energy, one obtains the following equations

$$\begin{aligned} 0 &= \frac{\partial F}{\partial e_{j;}}; \\ 0 &= e_{j;}|_{\epsilon=0} + E_{j;}^{(2)} - \sum_{\mathbf{k}} \frac{p_{\mathbf{k}}}{2V s} \text{Im} \sum_{\epsilon} V_{j; \mathbf{k}} \int_0^{\pi} d\epsilon g_{2; \mathbf{k}}^R(\epsilon) G_{ff}^R(\epsilon); \end{aligned} \quad (\text{A } 10)$$

$$\begin{aligned} 0 &= \frac{\partial F}{\partial d_{j;}}; \\ 0 &= d_{j;}|_{\epsilon=0} + E_{j;}^{(2)} - 2E^{(3)} \sum_{\mathbf{k}} \frac{p_{\mathbf{k}}}{2V s} \text{Im} \sum_{\epsilon} V_{j; \mathbf{k}} \int_0^{\pi} d\epsilon g_{2; \mathbf{k}}^R(\epsilon) G_{ff}^R(\epsilon); \end{aligned} \quad (\text{A } 11)$$

$$\begin{aligned} 0 &= \frac{\partial F}{\partial s}; \\ 0 &= s|_{\epsilon=0} - \sum_{\mathbf{k}} \frac{p_{\mathbf{k}}}{2V} \text{Im} \sum_{\epsilon} V_{j; \mathbf{k}} (e_{j; \mathbf{k}} + d_{j; \mathbf{k}}) \int_0^{\pi} d\epsilon g_{2; \mathbf{k}}^R(\epsilon) G_{ff}^R(\epsilon); \end{aligned} \quad (\text{A } 12)$$

$$\begin{aligned} 0 &= \frac{\partial F}{\partial s_0}; \\ 0 &= \sum_{j;} e_{j;}^2 + 2s^2 + \sum_{j;} d_{j;}^2 - 1; \end{aligned} \quad (\text{A } 13)$$

$$0 = \frac{\partial F}{\partial \alpha_j};$$

$$0 = \frac{1}{2} \sum_{j=1}^N d_j^2 G_{ff}^{(j)} - \sum_{j=1}^N \alpha_j^2; \quad (A14)$$

Since one does not expect breaking of SU(2) symmetry we take $s = s_x = s_y = s_z$ and $\alpha = \alpha_x = \alpha_y = \alpha_z$. For small V we can take a constant unperturbed density of states with its value at the Fermi energy $\epsilon_0 = 1/(2t)$.¹¹ This simplifies the calculations and does not affect our conclusions.

$$g_{2j}^{(j)} = \frac{1}{2} \left(\frac{d_j}{d_0} \right)^2; \quad (A15)$$

where $2D_0 = 1/(2t)$.

For $N = 3$, there are 15 independent variables. However, with a little algebra the number of independent variables can be reduced to four. Using Eq. (A10), we can relate all boson numbers $e_{j;}$ in terms of one of them. We choose $e_{0;}$ corresponding to the ground state of $N = 1$ particles:

$$e_{j;} = \frac{d_j}{d_0} \frac{E_{0;}^{(2)} + \epsilon_0}{E_{j;}^{(2)} + \epsilon_0} e_{0;};$$

$$= R_{j;}^{(2)} e_{0;}; \quad (A16)$$

where we have defined

$$R_{j;}^{(2)} = \frac{d_j}{d_0} \frac{E_{0;}^{(2)} + \epsilon_0}{E_{j;}^{(2)} + \epsilon_0}; \quad (A17)$$

Similarly, using Eqs. (A10) y (A11) all $d_{j;}$ can also be related to $e_{0;}$ giving

$$d_{j;} = \frac{d_j}{d_0} \frac{E_{0;}^{(2)} + \epsilon_0}{E_{j;}^{(4)} + \epsilon_0} \frac{1}{2E^{(3)}} e_{0;};$$

$$= R_{j;}^{(4)} e_{0;}; \quad (A18)$$

where

$$R_{j;}^{(4)} = \frac{d_j}{d_0} \frac{E_{0;}^{(2)} + \epsilon_0}{E_{j;}^{(4)} + \epsilon_0} \frac{1}{2E^{(3)}}; \quad (A19)$$

Using these relations in Eq. (A10), we can write

$$0 = e_{0;} \left[\frac{8}{\epsilon_0 + E_{0;}^{(2)}} - 2V^2 s^2 \frac{1}{d_0} \sum_{j=1}^N R_{j;}^{(2)} + R_{j;}^{(4)} \right] \frac{1}{5} \ln \frac{E^{(3)} + \epsilon_0^2 + \epsilon_0^2}{E^{(3)} + \epsilon_0 + W^2 + \epsilon_0^2}; \quad (A20)$$

where $\epsilon_0 = \frac{1}{2} \sum_{j=1}^N d_j^2 + \sum_{j=1}^N d_j^2$. Eq. (A14) takes the form

$$0 = \frac{1}{2} \sum_{j=1}^N d_j^2 e_{0;}^2 - R_{j;}^{(2)} e_{0;}^2 - R_{j;}^{(4)} e_{0;}^2 - \frac{1}{5} \tan^{-1} \frac{E^{(3)} + \epsilon_0}{\epsilon_0}; \quad (A21)$$

Finally (A12) becomes

$$0 = 1 + \frac{V^2 \sum_{j=1}^N d_j^2 e_{0;}^2}{\epsilon_0} - \ln \frac{E^{(3)} + \epsilon_0^2 + \epsilon_0^2}{E^{(3)} + \epsilon_0 + W^2 + \epsilon_0^2}; \quad (A22)$$

In practice, Eq. (A13) has been used to express s in terms of the other bosonic variables and Lagrange multipliers. This leads to a system of four coupled nonlinear equations with the unknowns $e_{0;}, e_{1;}, e_{2;}, e_{3;}$, which was solved numerically. In addition, one of the $e_{0;}$ should vanish to satisfy both Eqs. (A20). For the trimer $e_{0;} = 0$. To facilitate the numerical solution, we started solving the equations in the EHSC, for which

$e_{j;} = d_{j;}$, and then $\epsilon_0 = E^{(3)}$, as can be easily seen from Eqs. (A10) y (A11). After the solution in this case was obtained, the resulting values were used as a starting guess for a slightly modified V_g and the process was repeated until the whole range of gate voltages of interest was covered.

If the interacting system is composed of only one dot, in the absence of a magnetic field B , the change in the effective free energy in the saddle-point approximation depends on two independent variables and the problem is simplified considerably.

For $B = 0$, $s_+ = s_- = s$. Eliminating e from the constraint $e^2 + 2s^2 + d^2 = 1$ [see Eq. (6)], the change in the effective free energy can be written as

$$\begin{aligned} F^{1D} &= F_{\text{boson}}^{1D} + F_{\text{fermion}}^{1D}; \\ F_{\text{boson}}^{1D} &= 2s^2 + (U - 2) d^2; \\ F_{\text{fermion}}^{1D} &= -\frac{1}{2} \text{Im} \sum_{l=1}^Z \ln G_{ff}^{1D}(-i) d^l; \end{aligned} \quad (\text{B1})$$

with

$$G_{ff}^{1D}(-i) = [1 - (E_d + i)]^{-1}; \quad (\text{B2})$$

where the halfwidth of the resonance is

$$= s^2 (d + e)^2; \quad (\text{B3})$$

As in Ref. 47, can be expressed in terms of s and d using

$$s^2 + d^2 = \ln_f i = \frac{1}{-i} \text{Im} \sum_{l=1}^Z G_{ff}^{1D} = \frac{1}{-i} \tan^{-1} \frac{1}{E_d + i}; \quad (\text{B4})$$

giving

$$(s; d) = \frac{1}{\tan[(s^2 + d^2)]} E_d; \quad (\text{B5})$$

The two-term in a Landauer formula at $T = 0$ gives

$$G = \frac{2e^2}{h} \mathcal{G}_{ff}^{1D} \Big|_{f=0} = \frac{2e^2}{h} \sin^2(\ln_f i); \quad (\text{B6})$$

where in the second equality, Eqs. (B2) and (B5) were used. Thus, Eq. (26) is verified.

Replacing Eqs. (B2) and (B5) in (B1) the change in free energy becomes

$$F^{1D} = U d^2 + 2E_d (s^2 + d^2) + \frac{1}{2} \ln \frac{(D + 1)^2 + 2}{(D + 1)^2 + 2} - 2(D + 1) \arctan \frac{1}{D + 1}; \quad (\text{B7})$$

where $\ln_f = \cot[(s^2 + d^2)]$. In the EHSC, $e^2 = d^2 = 1/2 s^2$, and the energy depends on only one variable s , which can be obtained by minimization. In the Kondo limit of large U , $d^2 \rightarrow 0$, the resulting transcendental equation can be simplified giving

$$d^2 \sim \frac{D}{4} \exp \left(-\frac{U}{4} \right);$$

and using Eq. (B3)

$$T_K \sim \frac{D}{2} \exp \left(-\frac{U}{4} \right); \quad (\text{B8})$$

which has the correct exponential dependence. If instead, the mean-field approach of Ref. 40 is used (including some suitable roots to reproduce the non-interacting case), an additional factor 4 appears in the denominator of the exponent in Eq. (B8).

ACKNOWLEDGMENTS

We are partially supported by CONICET. This work was sponsored by PICT 03-13829 of ANPCYT.

Electronic address: lobosa@cab.cnea.gov.ar

¹ D. Goldhaber-Gordon, H. Shtrikman, D. Mahalu, D. Abusch-Magder, U. Meirav, and M. A. Kastner, Nature 391, 156 (1998).

² D. Goldhaber-Gordon, J. Gores, M. A. Kastner, H. Shtrikman, D. Mahalu, and U. Meirav, Phys. Rev. Lett. 81, 5225 (1998).

³ S. M. Cronenwett, T. H. Oosterkamp, and L. P. Kouwen-

hoven, Science 281, 540 (1998).

⁴ N. J. Craig, J. M. Taylor, E. A. Lester, C. M. Marcus, M. P. Hanson, and A. C. Gossard, Science 304, 565 (2004).

⁵ L. P. Kouwenhoven, F. W. J. Heekking, B. J. van Wees, C. J. P. M. Harmans, C. E. T. I. M. Merz, and C. T. Foxon, Phys. Rev. Lett. 65, 361 (1990).

⁶ F. R. Waugh, M. J. Berry, D. J. M. Ar, R. M. Westervelt, K. L. Camphman, and A. C. Gossard, Phys. Rev. Lett. 75,

- 705 (1995).
- ⁷ D. Loss and D. P. Di Vincenzo, Phys. Rev. A 57, 120 (1998).
 - ⁸ W. Izumida, O. Sakai, and S. Suzuki, J. Phys. Soc. Jpn. 70, 1045 (2001).
 - ⁹ T. A. Costi, Phys. Rev. B 64, 241310(R) (2001).
 - ¹⁰ V. L. Campo, Jr and L. N. Oliveira, Phys. Rev. B 68, 035337 (2003).
 - ¹¹ A. A. Aliaga and C. R. Proetto, Phys. Rev. B 65, 165305 (2002).
 - ¹² A. A. Aliaga, Phys. Rev. B 66, 165303 (2002).
 - ¹³ A. A. Aliaga and L. A. Salguero, Phys. Rev. B 70, 075307 (2004); 71, 169903(E) (2005).
 - ¹⁴ A. Oguri, Phys. Rev. B 63, 115305 (2001), references therein.
 - ¹⁵ A. Oguri, cond-mat/0606316 (2006).
 - ¹⁶ A. C. Hewson, J. Bauer, and A. Oguri, J. Phys.: Condens. Matter 17, 5413 (2005), references therein.
 - ¹⁷ A. Aliaga, cond-mat/0607773 (2006).
 - ¹⁸ M. E. Torio, K. Hallberg, A. H. Ceccatto, and C. R. Proetto, Phys. Rev. B 65, 085302 (2002).
 - ¹⁹ M. E. Torio, K. Hallberg, S. Flach, A. E. Miroshnichenko, and M. Titov, Eur. Phys. J. B 37, 399 (2004).
 - ²⁰ G. Chiappe and A. A. Aliaga, Phys. Rev. B 66, 075421 (2002); 70, 129903(E) (2004).
 - ²¹ G. Chiappe and J. A. Verges, J. Phys. Condens. Matter 15, 9905 (2003).
 - ²² A. A. Aliaga and A. M. Lobos, J. Phys.: Condens. Matter 17, S1095 (2005).
 - ²³ P. S. Comaglia and D. R. Gempel, Phys. Rev. B 71, 075305 (2005).
 - ²⁴ R. Zitko and J. Bonca, Phys. Rev. B 73, 035332 (2006).
 - ²⁵ A. Oguri, Y. N. Isikawa, and A. C. Hewson, J. Phys. Soc. Jpn. 74, 2554 (2005).
 - ²⁶ Y. N. Isikawa and A. Oguri, Phys. Rev. B 73, 125108 (2006).
 - ²⁷ A. Kawabata, J. Phys. Soc. Jpn. 60, 3222 (1991).
 - ²⁸ C. A. Busser, A. Moreo, and E. Dagotto, Phys. Rev. B 70, 035402 (2004).
 - ²⁹ G. B. Martins, C. A. Busser, K. A. Al-Hassanieh, A. Moreo, and E. Dagotto, Phys. Rev. Lett. 94, 026804 (2005).
 - ³⁰ G. B. Martins, C. A. Busser, K. A. Al-Hassanieh, E. V. Anda, A. Moreo, and E. Dagotto, Phys. Rev. Lett. 96, 066802 (2006).
 - ³¹ A. A. Aliaga, K. Hallberg, B. Normand, and A. P. Kampf, Phys. Rev. Lett. 93, 076801 (2004).
 - ³² A. A. Aliaga, Phys. Rev. Lett. 96, 096804 (2006).
 - ³³ R. Zitko, J. Bonca, A. Ramak, and T. Rejec, cond-mat/0601349 (2006).
 - ³⁴ T. Jamneala, V. Madhavan, and M. F. Crommie, Phys. Rev. Lett. 87, 256804 (2001).
 - ³⁵ Y. B. Kudasov and V. M. Uzdin, Phys. Rev. Lett. 89, 276802 (2002).
 - ³⁶ V. V. Savkin, A. N. Rubtsov, M. I. Katsnelson, and A. I. Lichtenstein, Phys. Rev. Lett. 94, 026402 (2005).
 - ³⁷ B. Lazarovits, P. Simon, G. Zarand, and L. Szunyogh, Phys. Rev. Lett. 95, 077202 (2005).
 - ³⁸ K. Ingersent, A. W. Ludwig, and I. A. A. Eck, Phys. Rev. Lett. 95, 257204 (2005).
 - ³⁹ M. E. Simon and A. A. Aliaga, Phys. Rev. B 52, 7701 (1995).
 - ⁴⁰ G. Kotliar and A. E. Ruckenstein, Phys. Rev. Lett. 57, 1362 (1986).
 - ⁴¹ Y. Meir and N. S. Wingreen, Phys. Rev. Lett. 68, 2512 (1992).
 - ⁴² H. O. Frola and L. N. Oliveira, Phys. Rev. B 33, 7871 (1986).
 - ⁴³ A. C. Hewson, The Kondo Problem to Heavy Fermions (Cambridge University Press, Cambridge, 1993).
 - ⁴⁴ D. C. Langreth, Phys. Rev. 150, 516 (1966).
 - ⁴⁵ M. E. Torio, K. Hallberg, and C. R. Proetto, Europhys. Lett. 73, 239 (2006).
 - ⁴⁶ B. R. Bulka and T. Kosterko, Phys. Rev. B 70, 205333 (2004), references therein.
 - ⁴⁷ A. A. Aliaga, P. Petrone, J. O. Sofo, and B. A. Iascio, Phys. Rev. B 64, 092414 (2001).