

What is the highest T_c for phonon mediated superconductivity?

CAO Tian-de^{*}, GUO Sheng-li, WANG Tie-bang

Department of physics, Nanjing University of Information Science & Technology, Nanjing 210044, China

We suggest that the high-temperature superconductivity is attributed to the director-roles of van Hove singularity between electron-electron interaction and electron-phonon interaction. Difference between the critical temperature and pairing temperature is presented, and the Fermi arc, d-wave symmetry and poor conductor etc are discussed. Particularly, non-s-wave symmetry is predicted to have the highest T_c for superconductors.

Keywords: superconductivity, phonon, van Hove singularity, Fermi surface

PACS number: 74.20.-z, 74.72.-h

1. Introduction

Many theories have been presented to enlighten us since high temperature superconductors were discovered two decades ago, but origin of high- T_c has been a debating topic. This is because high temperature superconductors have many unusual properties when compared to traditional superconductors that can be understood within the framework of the BCS theory. With the “director-roles” of van Hove singularity on cuprate superconductors, we can understand most properties of cuprate superconductors consistently. For example, the explanations of the T -linear resistivity in very wide temperature sections, the predominantly d -wave symmetry, and the abnormal isotope effects etc have been explained in paper at arXiv.org cond-mat/0609339. The key of understanding this topic may be clarifying how electron-electron interaction and electron-phonon interaction play in superconductors. In this paper, we discuss these topics related directly to superconductivity, such as critical temperature, pairing temperature, Fermi arc, d-wave symmetry, and poor conductor etc. On these problems we more announce the origin of high- T_c superconductivity.

2. Condensation and Critical Temperature

Superconducting phenomena appear as the temperature of materials is below critical temperature under which some carriers are formed into the so-called pairs. One suggested that the superconducting temperature should be $T_{pair-order}$ the long length pairing order temperature, but I have different viewpoints from this.

Whatever the mediated excitations are, the pairs should have two types: (nearly) localized pairs and (nearly) free pairs. When the pairs are so free that each pair looks like a free-boson, the critical temperature (superconducting transition temperature) is nearly determined by the well-known Bose-Einstein condensation temperature formula

$$T_{con} = \frac{\pi}{(5.224)^{2/3}} \frac{\hbar^2}{m_{carr.} k_B} x_{pair}^{2/3}, \quad (1)$$

where x_{pair} is the number density of mobile pairs, $m_{carr.}$ the mass of each carrier. Because the carrier mass

* to whom correspondence should be addressed. E-mail: tdcao@nuist.edu.cn

is larger than the electron mass is, $m_{carr.} \geq m_e$, each atom radius $r \sim 10^{-9}$, all carriers are not paired, so $x_{pair}^{2/3} \ll 10^{18}$, hence we estimate $T_{con} \ll 10^4$ K. Moreover, usually $T_{cri.} < T_{con}$. That is, the highest critical temperature is in the room-temperature range. Even if there exist free pairs, T_c the critical temperature might be zero as soon as $x_{pair}^{2/3} \ll 10^{14}$. Hence one of conclusions of ours is that enough number density of pairs is needed to appear superconducting phenomena.

3. Pairing and Critical Temperature

On the other hand, authors usually mixed the pairing temperature with the critical temperature. The pairs can be formed at higher temperature, but superconducting phenomenon may not appear. Superconductivity occurs when the pairs are not localized and number density of pairs is enough large. If the pairing temperature is expressed as T^* , it is easy to value $T_{cri.} \ll T^*$ for nearly localized pairs, so $T_{cri.} < T^*$ for any pairs. That, what are the factors deciding on the pairing temperature? Although the BCS-like gap equation may not be exact for high temperature superconductors, the problem about the pairing temperature may be still understood on it:

$$\Delta(\vec{k}) = - \sum_{\vec{q}} V(\vec{k} - \vec{q}) \frac{\Delta(\vec{q})}{2E(\vec{q})} \tanh\left[\frac{E(\vec{q})}{2k_B T}\right] \quad (2)$$

where $E(\vec{q})$ are the excitation energies relative to the Fermi surface, and $V(\vec{q})$ are affective carrier-carrier interaction. If $T \rightarrow T^*$, the $E(\vec{q})$ do not depend on $\Delta(\vec{q})$. On the expression (2) it is not difficult to find that the pairing temperature depends on such two factors: energy state density and affective attraction around the Fermi surface. Their generalization can be shown by a series of successes on explaining properties of cuprates. In a word, the critical temperature is lower than the Bose-Einstein condensation temperature and pairing temperature: $T_{cri.} \leq T_{con.}$, $T_{cri.} \leq T_{pair-order}$, and $T_{cri.} < T^*$.

For simplification, we will explain the related problems with superconductivity below, and decompose the Fermi surface into four segments: (carrier-carrier) attraction but non-singularity segment, non-attraction but (van Hove) singularity segment, both attraction and singularity segment, and neither attraction nor singularity segment. It will be shown that the changes of the attraction segment or\and singularity segment dominate the physics of cuprate superconductors below.

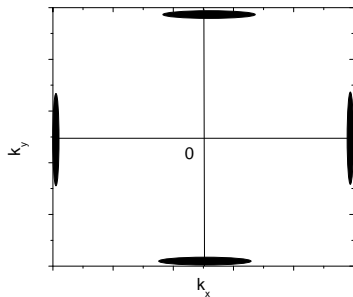


Fig1: Segments of the attraction or the van Hove singularity around Fermi surface about $q_x(q_y)$ axis.

4. d-Wave Symmetry

The predominantly d -wave symmetry [1,2] of cuprate superconductors was shown in experiments. Some authors attributed the d -wave symmetry to the strong correlation of electron systems. In fact, the d -wave symmetry shown in Fig.2 can be simply understood on Fig.1: when both the singularity and the attraction appear around Fermi surface shown as the black scales about $q_x(q_y)$ axis in Fig.1, the d -wave symmetry is realized for high- T_c superconductivity or high- T^* localized pairs. This can be understood on expression (2) with Fig.1. The gaps about k_x axis in Fig.2 are from attraction segments about q_y axis in Fig.1, and the gaps about k_y axis in Fig.2 are from attraction segments about q_x axis in Fig.1. Particularly, as soon as the singularity segment or the attraction segment is deviated from Fermi surface, the s -wave symmetry must appear. Moreover, if whole Fermi surface (curve) is the so-called attraction segment in wave-vector space, the s -wave symmetry must dominate the superconductivity, and this may explain why the s -wave symmetry appears at overdoped cuprates, where singularity segments may have been deviated from Fermi surface, or singularity segments occupy most of the Fermi surface. At the same time, on the basis of same reason above we make two predictions. One, the superconductivity of all 3D materials usually have the s -wave symmetry; two, the non- s -wave symmetry have the highest T_c for superconductors. The later must be explained below. The high- T_c need the van Hove singularity, the van Hove singularity occurs at wave-vector space meeting $\vec{\nabla}_{\vec{k}} E(\vec{k})=0$ for electron systems, but $\vec{\nabla}_{\vec{k}} E(\vec{k})=0$ at most appear only at few segments of the Fermi surface, in the case of which non- s wave symmetry appears.

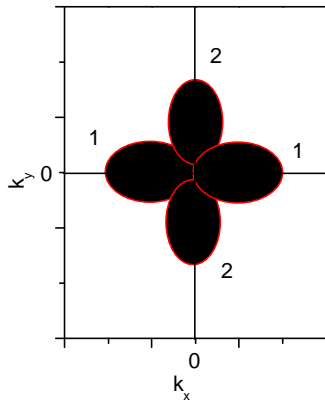


Fig2: d -wave pairing gap where $k_x(k_y)$ are wave vectors related to Fermi surface.

5. Fermi Arc

The fermi arcs [4,5,6,7] observed in experiments are in the nodal segments shown in Fig3. The fermi arcs should be in the so-called non-attraction but singularity segment, where the carriers behave as the metal properties from lightly doped- to optimally doped-region. We suggest that changes for strength and length of arcs are related to the carriers unpaired in q -space, and are controlled by the changes of locations of both the

attraction segments and the singularity segments in q -space. The length of arcs usually becomes short with doped-holes, s-wave symmetry appears for pairing gaps as discussed above. Since nodal metals are found, why the cuprate materials are the poor conductors in these regions?

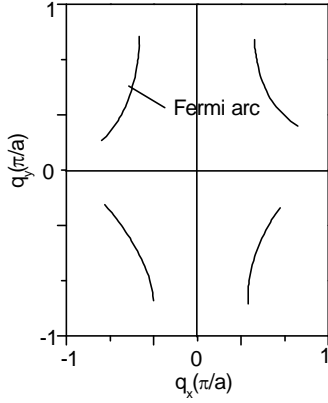


Fig3: Possible Fermi arcs are shown as the curve lines in diagonal directions in q -space. It should be compared with Fig.1.

6. Poor Conductor

All cuprate compounds appear as the poor conductors from low doped- to optimally doped-region, and many authors attributed it to having few carriers in these materials. We present that even if there few carriers, as soon as the carriers are close concentrated around the Fermi surface due to van Hove singularity of electron states, the material might still be “metal”. That a electron system behaves as metal properties is because low energies exchanged between electrons dominate their properties. The van Hove singularity around Fermi surface leads the carriers of cuprates to be so. This also explains why the carriers in Fermi arcs behave as the metal properties. “Poor conductor” is not because the total carriers introduced are few, but there are two causes. One, some of these carriers are localized through forming the so-called localized pairs (there are two types of pairs as discussed above) about q_x (q_y) axis. That is to say, the number of carriers in CuO_2 plane usually is small than the number of holes introduced by doping when the localized pairs exist. Two, when the localized pairs are separated, the carriers about q_x (q_y) axis suffer from the strong scatter of nearly localized particles about q_x (q_y) axis.

One may find that main properties directly related to high temperature superconductivity are explained in this paper on a new phonon mechanism.

1. Y. Ishimaru, J. Wen, N. Koshizuka, and Y. Enomoto, superconducting-gap symmetry study using a/c boundary Josephson junctions in $\text{YBa}_2\text{Cu}_3\text{O}_{7-x}$ films, Phys. Rev. B 1997, 55: 11851-11859.
2. Tsue C. C. i, and Kirtley J. R., pairing symmetry in cuprate superconductors, Rev. Mod. Phys. 2000, 72: 969-1016 .
3. Lee Y. S., Kouji Segawa, Li Z. Q., et al, Electrodynamics of the nodal metal state in weakly doped high- T_c cuprates, Phys. Rev. B2005, 72: 054529.

4. Yoshida T., Zhou X. J., Sasagawa T., et al, Metallic Behavior of Lightly Doped $\text{La}_{2-x}\text{Sr}_x\text{CuO}_4$ with a Fermi Surface Forming an Arc, Phys. Rev. Lett. 2003, 91: 027001.
5. Chatterjee U., et al, Nondispersive Fermi Arcs and the Absence of Charge Ordering in the Pseudogap Phase of $\text{Bi}_2\text{Sr}_2\text{CaCu}_2\text{O}_{8+\delta}$, Phys. Rev. Lett. 2006, 96: 107006.
6. Kanigel A., Norman M. R., Randeria M., et al, From Fermi Arcs to the Nodal Metal: Scaling of the Pseudogap with Doping and Temperature, Nature Physics 2006, 2:447.