

## Nonlinear Rashba Model and Spin Relaxation in Quantum Wells

W. Yang and Kai Chang

SK LSM, Institute of Semiconductors, Chinese Academy of Sciences, P. O. Box 912, Beijing 100083, China

We find that the Rashba spin splitting is intrinsically a nonlinear function of the momentum, and the linear Rashba model may overestimate it significantly, especially in narrow-gap materials. A nonlinear Rashba model is proposed, which is in good agreement with the numerical results from the eight-band  $k \cdot p$  theory. Using this model, we find pronounced suppression of the D'yakonov-Perel' spin relaxation rate at large electron densities, and a non-monotonic dependence of the resonance peak position of electron spin lifetime on the electron density in [111]-oriented quantum wells, both in qualitative disagreement with the predictions of the linear Rashba model.

PACS numbers: 71.70.Ej, 72.25.Rb, 73.21.Fg

Recently there has been growing interest in the field of Spintronics [1, 2, 3], which explores the electron spin, in addition to the electron charge, to realize new functionalities in future electronic devices. [4, 5, 6] A promising approach in implementing such spintronic devices is to utilize the Rashba spin-orbit interaction caused by structure inversion asymmetry in quantum wells (QW's), [7] which can be controlled by gate voltages [8, 9] as well as band structure engineering. [10, 11] Approximate analytical expressions based on second- or third-order perturbation theories [10, 11, 12] suggest that the Rashba spin splitting (RSS) is a linear function of the in-plane wave vector  $k_k$ . This linear Rashba model has been widely used to investigate the various spin-related properties of low-dimensional semiconductor structures, e.g., electron spin relaxation [13, 14, 15, 16, 17] and the newly discovered spin Hall effect [18, 19, 20, 21, 22, 23, 24]. However, recent numerical calculations [12, 25, 26] show that the RSS in certain semiconductor QW's deviates from the linear behavior at large  $k_k$ , although the underlying physics remains unclear. Since the linear Rashba model is still widely used by the mainstream researchers, it is important to explore the underlying physics beneath such deviation and, if necessary, check the validity of the linear Rashba model.

In this work, we find from analytical derivation from the eight-band  $k \cdot p$  theory that the RSS is intrinsically a nonlinear function of the wave vector, which is caused by the weakening of the interband coupling with increasing kinetic energy of the electron in the conduction band. We show from numerical comparisons that the deviation of the linear Rashba model could be surprisingly large at large wave vectors, especially for narrow-gap materials. These facts substantiate the necessity for a nonlinear Rashba model. We propose such a model, which is in good agreement with the numerical results from the eight-band  $k \cdot p$  theory for various QW's. This nonlinear Rashba model would lead to a series of significant modifications to the various spin-related properties of

the electron, most of which has been investigated based on the linear Rashba model. For example, we find pronounced suppression of the D'yakonov-Perel' (DP) spin relaxation rate (SRR) at large electron density, in qualitative disagreement with the prediction of the linear Rashba model. [15, 16] The resonant enhancement of the electron spin lifetime in [111]-oriented quantum wells [17] also exhibits qualitatively different behavior from the linear Rashba model. The values of the SRR obtained by the two models differ by up to several orders of magnitude. Further surprising consequences are expected when this nonlinear Rashba model is applied to other fields.

For [001]-oriented heterostructures, the eight-band Hamiltonian [27]  $H = H_k + V$ , where  $V = eFz$  is the external electric field induced potential and  $H_k$  is the eight-band envelope function Hamiltonian. Neglecting the off-diagonal elements in the valence bands and eliminating the valence band components of the envelope function, the effective conduction band Hamiltonian is obtained as

$$H_{\text{eff}}(k_k) = E_c(z) + V(z) + k \frac{\hbar^2}{2m} k + \epsilon_0(z)(k_k \cdot e_z); \quad (1)$$

where  $\epsilon_0 = \hbar^2/(6m_0)\epsilon(z) = \epsilon(z)$ ,  $\epsilon(z) = E_P [1 - U_{1h}(z)/1 - U_{S0}(z)]$ ,  $E_P = \hbar^2/(2m_0P_0^2) = \hbar^2/(2m_0^2)$ ; and  $m$  is the effective mass given by  $m = m_0(1 + 2E_P/(3U_{1h}) + E_P/(3U_{S0}))^{-1}$ ,  $U_{1h} = E - H_{1h}$ ,  $U_{S0} = E - H_{S0}$ , and  $H_{1h}$  and  $H_{S0}$  are the diagonal elements of the light-hole and spin-orbit split-off bands in the eight-band Hamiltonian. From Eq. (1), we find that the dominant contribution to the RSS consists of the interface term  $E_n^{(1)}$  in the valence band and the external electric field term  $E_n^{(2)}$ ,

$$E_n^{(1)}(k_k) = \frac{\hbar^2}{3m_0} k_k \sum_j F_n(z_j)^2 [ (z_j^+) - (z_j^-) ]; \quad (2)$$

$$E_n^{(2)}(k_k) = \frac{\hbar^2}{3m_0} E_P eF k_k \int dz F_n(z)^2 (U_{1h}^2 - U_{S0}^2); \quad (3)$$

Here  $F_n(z)$  is the envelope function of the  $n$ th subband along the  $z$  axis, and  $z_j$  denote the  $z$  coordinates of the interfaces. According to the Ehrenfest's theorem,

Author to whom the correspondence should be addressed. Electronic address: kchang@red.semi.ac.cn

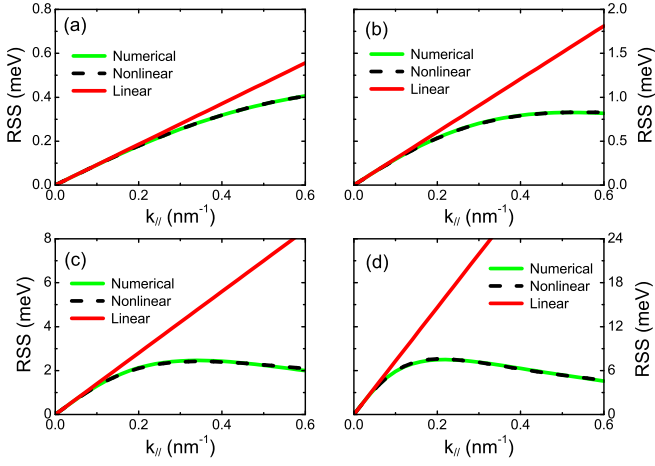


FIG. 1: (Color online) Comparison of the linear (red or dark gray lines) and nonlinear (black lines) models with the numerical results (green or light gray lines) obtained from the eight-band  $k \cdot p$  theory for the lowest conduction subband of 15-nm-wide (a) GaAs/Ga<sub>0.47</sub>In<sub>0.53</sub>As/Al<sub>0.48</sub>In<sub>0.52</sub>As, (b) Ga<sub>0.47</sub>In<sub>0.53</sub>As/Al<sub>0.48</sub>In<sub>0.52</sub>As, (c) InAs/In<sub>0.75</sub>Al<sub>0.25</sub>As, and (d) Hg<sub>0.79</sub>Cd<sub>0.21</sub>Te/CdTe QW's with an electric field 60 kV/cm.

the external electric field contribution  $E_n^{(2)}$  is approximately cancelled by the interface electric field contribution in the conduction band.[28] As a result, the dominant contribution to RSS comes from the interface term only.[11] From Eq. (2), we see that RSS is approximately inversely proportional to the effective band gap  $E_g^{\text{eff}} = E - E_v$ ; where  $E_v$  is the valence band edge and  $E$  is the electron energy. Since the electron energy  $E$  increases approximately quadratically as  $k_k$  increases, the RSS would always begin to decrease after  $k_k$  has exceeded a critical value. This reveals that the previously found deviation of the RSS from linear behavior in certain QW's[12, 25, 26] is actually a universal behavior, suggesting that the widely used linear Rashba model need to be checked and, if necessary, replaced by a nonlinear one.

Enlightened by above discussions, we propose the following two-coefficient nonlinear Rashba model to describe the RSS of a given subband  $n$ ,

$$E_n(k_k) = \frac{2 \gamma_n k_k}{1 + \gamma_n^2 k_k^2}; \quad (4)$$

where  $\gamma_n$  is the linear Rashba coefficient of the  $n$ th subband for the widely used linear Rashba model  $E_n(k_k) = 2 \gamma_n k_k$ , while  $\gamma_n^2 k_k^2$  describes the contribution from the kinetic energy of electron in the  $n$ -th subband. The latter leads to the decrease of RSS when  $k_k$  exceeds a critical value  $k_0 = 1/\gamma_n$ , which is determined from  $d(E_n(k_k))/dk_k|_{k_k=k_0} = 0$ .

In Fig. 1, we compare the linear and nonlinear Rashba models with the numerical results obtained from the

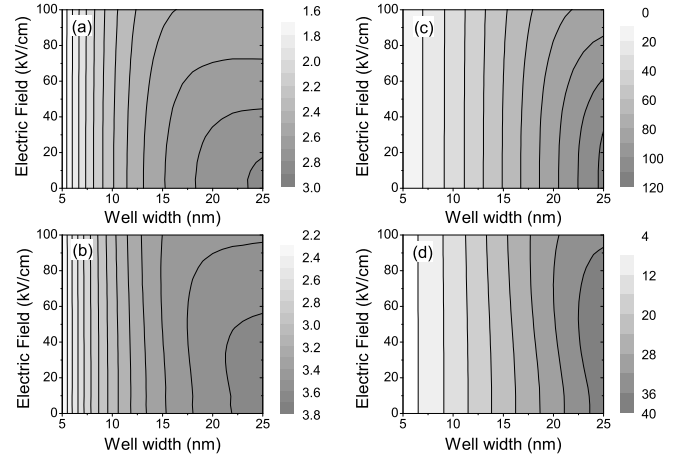


FIG. 2: Rashba coefficient  $\gamma_n$  (upper panels) and (down panels) of the lowest conduction subband as a function of the well width and external electric field for Ga<sub>0.47</sub>In<sub>0.53</sub>As/Al<sub>0.48</sub>In<sub>0.52</sub>As [(a) and (b)], and Hg<sub>0.79</sub>Cd<sub>0.21</sub>Te/CdTe [(c) and (d)] QW's. The units of  $\gamma_n$  and  $E_n$  are meV nm / (100 kV/cm) and nm<sup>2</sup>, respectively.

eight-band  $k \cdot p$  theory for different QW's. The band gap of the well material ranges from 1.519 eV (for GaAs) to 0.1 eV (for Hg<sub>0.79</sub>Cd<sub>0.21</sub>Te). We see that the deviation of the linear model from the numerical results could be surprisingly large, especially for narrow gap QW's, while the nonlinear model is in good agreement with the numerical results. Thus we substantiate the necessity to use the nonlinear Rashba model instead of the linear one.

To characterize the nonlinear Rashba model, we consider the dependence of the Rashba coefficients  $\gamma_n$  and  $\gamma_n$  on the various band parameters. To the lowest order, the probability asymmetry at the two interfaces of the QW is proportional to the external electric field  $F$ , then Eq. (2) suggests  $E_n(k_k) = k_k F = E_g + E_{n0} + \frac{1}{2} \gamma_n^2 k_k^2 = (2m_n)$ ; where  $E_{n0}$  is the quantum confinement energy and  $m_n$  is the effective mass of the  $n$ th subband. This shows that

$$\gamma_n = \frac{F}{E_g + E_{n0}}; \quad (5)$$

$$\gamma_n = \frac{1}{m_n (E_g + E_{n0})}; \quad (6)$$

$\gamma_n$  and  $\gamma_n$  both increase with decreasing band gap and subband index  $n$ , or increasing well width, i.e., the quantum confinement energy  $E_{n0}$ . The significant difference is that  $\gamma_n$  increases with increasing external electric field  $F$ , while  $\gamma_n$  is approximately independent of  $F$ . Notice, however, additional dependence of  $\gamma_n$  and  $\gamma_n$  on the external electric field may come from the quantum confinement energy, especially at large electric fields.

In Fig. 2, we plot the Rashba coefficient  $\gamma_n$  and of the lowest conduction subband (obtained by fitting the results from the eight-band  $k \cdot p$  theory) as functions of the well width and external electric field for different semiconductor QW's. Some common features can be

observed. Firstly,  $\alpha_F$  and  $\beta_F$  are weakly dependent on the external electric field. This shows that  $\alpha_F$  is approximately proportional to the external electric field, while  $\beta_F$  is approximately independent of  $F$ , in agreement with Eqs. (5) and (6). Secondly,  $\alpha_F$  and  $\beta_F$  increase with the increase of the well width and begin to saturate at large well width. The saturation value decreases with the increase of the electric field, and this trend becomes increasingly pronounced when the band gap of the well decreases. The increase and saturation behavior comes from the competition between the band gap  $E_g$  and the quantum confinement energy  $E_{n0}$  especially at small well width. The decrease of the saturation values of  $\alpha_F$  and  $\beta_F$  at large well width comes from the enhancement of the quantum confinement energy  $E_{n0}$  due to the triangular potential induced by the external electric field. It also reflects the fact that the relationship  $\alpha_F/\beta_F$  begins to break down for wide QW's. Thirdly, the critical well width at which  $\alpha_F$  begins to saturate decreases with the increase of the electric field. This can be understood from the competition between the square potential [produced by the conduction band profile  $E_c(z)$ ] and the triangular potential (produced by the external electric field). With the increase of the well width, the square potential becomes weaker and the triangular potential begins to dominate. This transition occurs at a smaller well width when the external electric field gets stronger, leading to the saturation of the quantum confinement energy  $E_{n0}$  and, consequently, the Rashba coefficients  $\alpha_F$  and  $\beta_F$  at a smaller well width. The similarities between  $\alpha_F$  and  $\beta_F$  are in agreement with our analytical discussions in Eqs. (5) and (6). However, we should notice that  $\alpha_F$  is approximately linearly dependent on the external electric field  $F$ , while  $\beta_F$  is approximately independent of  $F$ .

In the above, we see that the nonlinear Rashba model differs significantly from the linear model. As a result, we expect that this nonlinear Rashba model would lead to a series of modifications to the various spin-related properties of the electron, which have been investigated based on the linear Rashba model [13, 14, 15, 16, 17, 18, 19, 20, 21, 22, 23, 24]. As an example, we consider the electron spin relaxation caused by Rashba spin-orbit coupling in two-dimensional electron gas. The electron spin relaxation process has received intensive interest recently because it plays an essential role in the practical application of spintronic devices and quantum information processing [31, 32, 33, 34]. For electron in n-doped semiconductors at large electron density, DP mechanism is the dominant process and it has been investigated by several groups [15, 16, 17] using the linear Rashba model in the framework of the density matrix formalism. We follow this procedure and calculate the DP SRR [ $\gamma_{xx} = \gamma_{yy} = \gamma_{zz} = 2$ ,  $\gamma_{ij} = 0$  ( $i \neq j$ )] using the eight-band  $k_p$  theory, the nonlinear and linear Rashba models, respectively. The results for different QW's are shown in Fig. 3. The SRR's from the nonlinear Rashba model show pronounced suppression at large Fermi wave vector  $k_F$  (i.e., electron density), in good agreement with

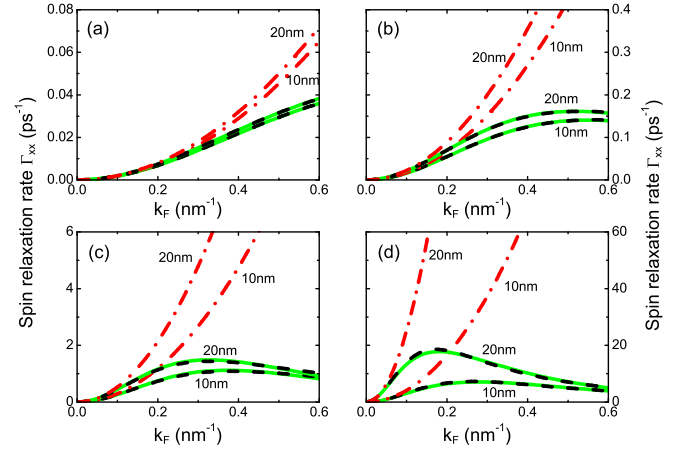


FIG. 3: (Color online) Low temperature DP SRR in the lowest conduction subband of 20nm- and 10nm-wide (a) GaAs/Ga<sub>0.67</sub>Al<sub>0.33</sub>As, (b) Ga<sub>0.47</sub>In<sub>0.53</sub>As/Al<sub>0.48</sub>In<sub>0.52</sub>As, (c) InAs/In<sub>0.75</sub>Al<sub>0.25</sub>As, and (d) Hg<sub>0.79</sub>Cd<sub>0.21</sub>Te/CdTe QW's with an electric field 60 kV/cm and momentum relaxation time 0.1 ps. The results are obtained from the eight-band model (green or light gray lines), the nonlinear (black lines) and linear (red or dark gray lines) Rashba models, respectively.

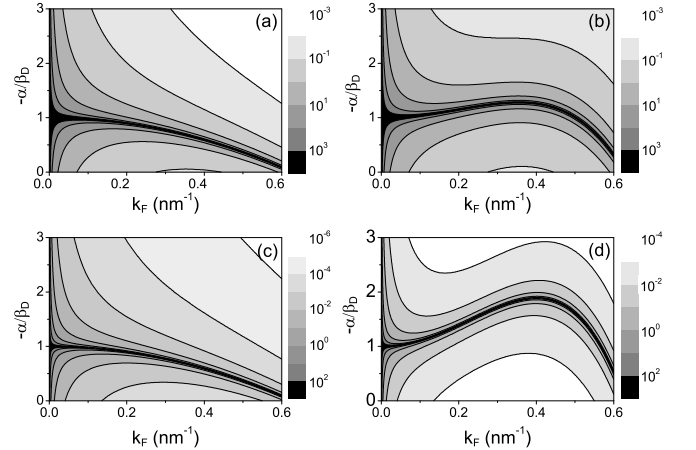


FIG. 4:  $\alpha_F/\beta_F$  (in units of ps) for 10-nm-wide InAs/In<sub>0.75</sub>Al<sub>0.25</sub>As [(a) and (b)] and Hg<sub>0.79</sub>Cd<sub>0.21</sub>Te/CdTe [(c) and (d)] QW's with a typical momentum relaxation time 0.1 ps. The linear (nonlinear) Rashba model is used for (a) and (c) [(b) and (d)].

the numerical results from the eight-band  $k_p$  theory, while those from the linear Rashba model increase monotonically with  $k_F$ , which qualitatively disagrees with the nonlinear model. The difference between the linear and nonlinear Rashba models increases significantly with the increase of  $k_F$ . Taking the 20 nm wide QW's for example, at  $k_F = 0.4 \text{ nm}^{-1}$  (corresponding electron density  $n_e = 2.5 \times 10^{12} \text{ cm}^{-2}$ , which is of interest to, e.g., transport measurements), the relative difference between the two models reaches 40%, 140%, 500%, and 3800% for Figs. 3 (a)–3 (d), respectively.

In the above, we consider only the Rashba spin-orbit coupling in order to demonstrate the significant consequences that are introduced by our nonlinear Rashba model. To perform realistic calculations, however, both the nonlinear Rashba model and the Dresselhaus spin-orbit coupling should be included. Recently it was predicted based on the linear Rashba model that the interplay between the Rashba and Dresselhaus spin-orbit interactions would greatly enhance the electron spin lifetime in [111]-orientated quantum wells when the linear Rashba coefficient and the linear Dresselhaus coefficient  $\alpha_D$  are opposite (i.e., when the ratio  $\alpha = \alpha_D = 1$ ). [17] As a second example, we reconsider this problem using the nonlinear Rashba model. The electron spin lifetime  $\tau_{zz}$  (along the growth direction of the QW) obtained from the two models are compared in Fig. 4 as functions of the ratio ( $\alpha = \alpha_D$ ) and Fermi wave vector  $k_F$ . The black regions correspond to the resonant enhancement regions of the spin lifetime. The most striking feature is that the ratio ( $\alpha = \alpha_D$ ) at the resonance peak (latter referred to as the peak position) shows non-monotonic dependence on the Fermi wave vector [cf. Figs. 4(b) and 4(d)], which differs qualitatively from the monotonically decreasing behavior of the linear Rashba model [cf. Figs. 4(a) and 4(c)]. Here the monotonic decrease of the peak position with increasing  $k_F$  in the linear Rashba model comes from the Dresselhaus  $k^3$  term, while the nonlin-

earity of the Rashba effect competes against the Dresselhaus  $k^3$  term, leading to non-monotonic dependence of the peak position on the Fermi wave vector. The values of the spin lifetime obtained from the nonlinear Rashba model also differ from the prediction of the linear Rashba model by up to several orders of magnitude [cf. Figs. 4(c) and 4(d)].

In summary, we have revealed that the RSS in semiconductor QW's is intrinsically a nonlinear function of the wave vector. It may be overestimated significantly by the linear Rashba model, especially in narrow-gap QW's. We propose a two-coefficient nonlinear Rashba model, which is in good agreement with the numerical results obtained from the eight-band  $k \cdot p$  theory. Using this nonlinear model, we found pronounced suppression of the DP-SRR at large electron density, and a non-monotonic dependence of the ratio ( $\alpha = \alpha_D$ ) at the resonance peak of the electron spin lifetime on the Fermi wave vector in [111]-oriented QW's, both in qualitative disagreement with the predictions of the linear Rashba model. The values of the spin lifetime obtained from the two models may differ by up to several orders of magnitude. Further surprising results are expected when the nonlinear Rashba model is applied to other fields.

This work was partly supported by the NSF and MOST of China.

- 
- [1] G. A. Prinz, *Phys. Today* 48, No. 4, 58 (1995); G. A. Prinz, *Science* 282, 1660 (1998).
  - [2] S. A. Wolf, D. D. Awschalom, R. A. Buhrman, J. M. Daughton, S. von Molnar, M. L. Roukes, A. Y. Chitchekanova, D. M. Treger, *Science* 294, 1488 (2001).
  - [3] Igor Zutic, J. Fabian, and S. DasSarma, *Rev. Mod. Phys.* 76, 323 (2004).
  - [4] S. Datta and B. Das, *Appl. Phys. Lett.* 56, 665 (1990).
  - [5] J. Nitta, F. E. Meijer, and H. Takayanagi, *Appl. Phys. Lett.* 75, 695 (1999).
  - [6] J. Schliemann, J. C. Egues, and D. Loss, *Phys. Rev. Lett.* 90, 146801 (2003).
  - [7] E. I. Rashba, *Sov. Phys. Solid State* 2, 1109 (1960).
  - [8] J. Nitta, T. A. Kazaki, H. Takayanagi, and T. Enoki, *Phys. Rev. Lett.* 78, 1335 (1997); *Physica E (Amsterdam)* 2, 527 (1998).
  - [9] D. G. Rundler, *Phys. Rev. Lett.* 84, 6074 (2000).
  - [10] R. Winkler, *Spin-Orbit Coupling Effects in Two-Dimensional Electron and Hole Systems* (Springer-Verlag, Berlin, 2003).
  - [11] W. Zawadzki and P. Pfeiffer, *Semicond. Sci. Technol.* 19, R1 (2004).
  - [12] E. A. de Andrada e Silva, G. C. La Rocca, and F. Bassani, *Phys. Rev. B* 50, 8523 (1994); 55, 16293 (1997).
  - [13] V. N. Golovach, A. Khaetskii, and D. Loss, *Phys. Rev. Lett.* 93, 016601 (2004).
  - [14] O. Zaitsev, D. Frustaglia, and K. Richter, *Phys. Rev. Lett.* 94, 026809 (2005).
  - [15] N. S. Averkhev and L. E. Golub, *Phys. Rev. B* 60, 15582 (1999); N. S. Averkhev, L. E. Golub, and M. Willander, *J. Phys.: Condens. Matter* 14, R271 (2002); *Semiconductor* 36, 91 (2002).
  - [16] J. Kainz, U. Rossler and R. Winkler, *Phys. Rev. B* 68, 075322 (2003); 70, 195322 (2004).
  - [17] C. Cartoixa, D. Z.-Y. Ting, and Y. C. Chang, *Phys. Rev. B* 71, 045313 (2005); C. Tahan and R. Joynt, *Phys. Rev. B* 71, 075315 (2005).
  - [18] J. Sinova et al., *Phys. Rev. Lett.* 92, 126603 (2004).
  - [19] T. P. Pareek, *Phys. Rev. Lett.* 92, 076601 (2004).
  - [20] L. Sheng, D. N. Sheng and C. S. Ting, *Phys. Rev. Lett.* 94, 016602 (2005).
  - [21] S. Souma and B. K. Nikolic, *Phys. Rev. Lett.* 94, 106602 (2005).
  - [22] O. Entin-Wohlman et al., *Phys. Rev. Lett.* 95, 086603 (2005).
  - [23] Inanc Dagdelen and Gerrit E. W. Bauer, *Phys. Rev. Lett.* 95, 256602 (2005).
  - [24] A. Khaetskii, *Phys. Rev. Lett.* 96, 056602 (2006).
  - [25] R. Winkler and U. Rossler, *Phys. Rev. B* 48, 8918 (1993); R. Winkler, *Phys. Rev. B* 62, 4245 (2000).
  - [26] S. Lamari, *Phys. Rev. B* 64, 245340 (2001).
  - [27] M. G. Burt, *J. Phys.: Condens. Matter* 4, 6651 (1992); B. A. Foreman, *Phys. Rev. B* 56, R12748 (1997); T. Dammhofer and U. Rossler, *Phys. Rev. B* 47, 16020 (1993); W. Yang and K. Chang, *Phys. Rev. B* 73, 113303 (2006).
  - [28] R. Winkler, *Physica E (Amsterdam)* 22, 450 (2004).
  - [29] S. Murakami, N. Nagaosa, S. C. Zhang, *Science* 301, 1348 (2003).
  - [30] Y. K. Kato et al., *Science* 306, 1910 (2004).
  - [31] J. M. Kikkawa and D. D. Awschalom, *Nature* (London)

- 397, 139 (1999).
- [32] J.M. Kikkawa et al, *Science* 277, 1284 (1997).
- [33] Y. Ohno et al, *Phys. Rev. Lett.* 83, 4196 (1999).
- [34] M. Z. M. aialle, E. A. de Andrada e Silva, and L. J. Sham ,  
*Phys. Rev. B* 47, 15776 (1993).