

# Magnetoresistivity Modulated Response in Bichromatic Microwave Irradiated Two Dimensional Electron Systems

J. Iñarrea

Escuela Politécnica Superior, Universidad Carlos III, Leganes, Madrid, 28911, Spain

Instituto de Ciencia de Materiales, CSIC, Cantoblanco, Madrid, 28049, Spain

G. Platero

Instituto de Ciencia de Materiales, CSIC, Cantoblanco, Madrid, 28049, Spain

(Dated: March 23, 2024)

We analyze the effect of bichromatic microwave irradiation on the magnetoresistivity of a two dimensional electron system. We follow the model of microwave driven Larmor orbits in a regime where two different microwave lights with different frequencies are illuminating the sample ( $\omega_1$  and  $\omega_2$ ). Our calculated results demonstrate that now the electronic orbit centers are driven by the superposition of two harmonic oscillatory movements with the frequencies of the microwave sources. As a result the magnetoresistivity response presents modulated pulses in the amplitude with a frequency of  $\frac{\omega_1 - \omega_2}{2}$ , whereas the main response oscillates with  $\frac{\omega_1 + \omega_2}{2}$ .

PACS numbers:

In the field of Condensed Matter Physics, very few problems have produced such an intense activity, experimental and theoretical, like Microwave Induced Resistivity Oscillations (MIRO)<sup>1,2</sup> and Zero Resistance States (ZRS)<sup>3,4</sup>. From the experimental standpoint, remarkable contributions are being published in a continuous basis. Among them we can highlight activated temperature dependence in the magnetoresistivity ( $\rho_{xx}$ ) response<sup>3,4,5</sup>, quenching of  $\rho_{xx}$  response at high microwave (MW) intensities<sup>2,6</sup>, absolute negative conductivity (ANC) and breakdown of ZRS<sup>2,5,6,7</sup>, suppression of MIRO and ZRS by in-plane magnetic field<sup>8,9</sup> and the evidence that MIRO and ZRS are notably immune to the sense of circular polarization of MW radiation<sup>10</sup>. Very recently, an experimental achievement has joined the group of new contributions. In this case an ultraclean 2DES is subjected to bichromatic MW radiation coming from two monochromatic sources with different frequencies  $\omega_1$  and  $\omega_2$ <sup>11</sup>. The unexpected result consists in a  $\rho_{xx}$  response which is clearly modulated in the oscillations amplitude. This modulation results to be tunable by increasing intensity of one of the MW sources keeping the other constant. All these experimental evidences establish real challenges for the theoretical models presented to date<sup>12,13,14,15,16,17,18,19,20</sup>. Considering that all these models are not able to achieve consensus about the true origin of these striking phenomena, the new experimental results can be regarded as crucial tests for theories, for the existing ones, and for the ones to come. However some theoretical contributions are already being presented giving explanation for some of the experimental outcomes. We can stress theoretical proposals for temperature and high MW intensity dependence<sup>21,22</sup>, absolute negative conductivity<sup>23,24</sup>,  $\rho_{xx}$  immunity to the sense of circular polarization of MW radiation<sup>25,26</sup> and finally one very recent proposal regarding  $\rho_{xx}$  response to bichromatic MW radiation<sup>27</sup>.

In this letter we report a theoretical explanation to the  $\rho_{xx}$  modulated amplitude of a 2DES when is illuminated for two different MW radiations with different frequencies  $\omega_1$  and  $\omega_2$ . In a recently presented model by the authors<sup>19</sup>, it was demonstrated that a 2DES subjected to a perpendicular magnetic field and MW radiation, Larmor orbit centers oscillate with the same frequency as the MW field: MW driven Larmor orbits. If we now apply two MW fields to the sample the consequence is that electronic orbit centers are subjected simultaneously to two oscillatory movements with the frequencies

of the MW fields  $w_1$  and  $w_2$ . The outcome is the superposition of both oscillations giving rise to a oscillatory movement in the orbits center whose amplitude is modulated in the way of pulses. Pulses have the well-known frequency of  $\frac{w_1 - w_2}{2}$  whereas the new oscillatory movement goes with  $\frac{w_1 + w_2}{2}$ .

Following the MW driven Larm or orbits model, we first obtain the exact expression of the electronic wave vector for a 2DES in a perpendicular magnetic field  $B$  and two MW sources<sup>19,28,29</sup>:

$$\begin{aligned} \langle \mathbf{x}; t \rangle = & \psi_n(\mathbf{x} - \mathbf{X} - \mathbf{x}_{cl}(t); t) \exp \left[ i \frac{m}{\hbar} \frac{d\mathbf{x}_{cl}(t)}{dt} \cdot \left[ \mathbf{x} - \mathbf{x}_{cl}(t) \right] + \frac{i}{\hbar} \int_0^t L dt \right] \\ & \left[ \sum_{m=1}^{\infty} J_m \frac{eE_1 X}{\hbar w_1} \frac{1}{w_1} + \frac{\gamma}{(w_c^2 - w_1^2)^2 + \frac{\gamma^4}{4}} e^{ipw_1 t} + \right. \\ & \left. \sum_{n=1}^{\infty} J_n \frac{eE_2 X}{\hbar w_2} \frac{1}{w_2} + \frac{\gamma}{(w_c^2 - w_2^2)^2 + \frac{\gamma^4}{4}} e^{ipw_2 t} \right] \end{aligned} \quad (1)$$

where  $\gamma$  is a phenomenologically-introduced damping factor for the electronic interaction with acoustic phonons<sup>21</sup>,  $e$  is the electron charge,  $\psi_n$  is the solution for the Schrodinger equation of the unforced quantum harmonic oscillator,  $w_1$  and  $w_2$  are the MW frequencies,  $E_1$  and  $E_2$  are the intensities for the MW fields,  $w_c$  is the cyclotron frequency,  $X$  is the center of the orbit for the electron motion and  $\mathbf{x}_{cl}$  is the classical solution of a forced harmonic oscillator driven by two different time dependent forces:

$$\begin{aligned} \mathbf{x}_{cl}(t) &= \mathbf{x}_1(t) + \mathbf{x}_2(t) = \\ &= -\frac{\gamma}{m} \frac{eE_1}{(w_c^2 - w_1^2)^2 + \frac{\gamma^4}{4}} \cos w_1 t + -\frac{\gamma}{m} \frac{eE_2}{(w_c^2 - w_2^2)^2 + \frac{\gamma^4}{4}} \cos w_2 t = \\ &= A_1 \cos w_1 t + A_2 \cos w_2 t \end{aligned}$$

$L$  is the classical Lagrangian and  $J_m$  and  $J_n$  are Bessel functions. If  $w_1$  is not very different from  $w_2$  and the MW fields intensities are equal, then we can write,

$A_1 \approx A_2 = A$  and therefore:

$$\mathbf{x}_{cl}(t) = A [\cos w_1 t + \cos w_2 t] = 2A \cos \frac{1}{2}(w_1 - w_2)t \cos \frac{1}{2}(w_1 + w_2)t$$

showing that now the oscillatory movement for the Larm or orbits center presents modulated amplitude with a frequency given by  $\frac{1}{2}(w_1 - w_2)$  whereas the main oscillation goes like  $\frac{1}{2}(w_1 + w_2)$ .

Now we introduce the scattering suffered by the electrons due to charged impurities

randomly distributed in the sample<sup>19,30</sup>. Following the model described in ref. [19], firstly we calculate the electron-charged impurity scattering rate  $1/\tau$  (being  $\tau$  the scattering time). Secondly we find the average effective distance advanced by the electron in every scattering jump, that in the case of two MW sources is given by:

$X^{MW} = X^0 + A_1 \cos w_1 + A_2 \cos w_2$ , where  $X^0$  is the effective distance advanced when there is no MW field present. Again if  $A_1 = A_2 = A$  we can write:

$X^{MW} = X^0 + 2A \cos \frac{1}{2}(w_1 - w_2) \cos \frac{1}{2}(w_1 + w_2)$ . Finally the longitudinal conductivity  $\sigma_{xx}$  can be calculated:  $\sigma_{xx} / R = \int dE \frac{X^{MW}}{2} (f_i - f_f)$ , being  $f_i$  and  $f_f$  the corresponding distribution functions for the initial and final Landau states respectively and  $E$  energy. To obtain  $\sigma_{xx}$  we use the relation  $\sigma_{xx} = \frac{\sigma_{xx}}{\frac{2}{\sigma_{xx}} + \frac{2}{\sigma_{xy}}} = \frac{\sigma_{xx}}{2} / \frac{\sigma_{xx}}{2}$ , where  $\sigma_{xy} = \frac{n_i e}{B}$  and  $\sigma_{xx} = \sigma_{xy} \cdot$

In Fig. 1, we present calculated results for experimental frequencies<sup>11</sup> (47GHz and 31GHz). In panel a) we represent all the cases (bichromatic and both monochromatic) together for comparison. In the rest of panels we represent each calculated response separately. According to our model the surprising profile obtained for  $\sigma_{xx}$  response is a reflex of the amplitude modulated oscillatory movement of the Larmor orbit centers, when they are under the influence of both MW fields. In fact in the experimental graphs<sup>11</sup> and in the calculated Fig 1., at least one modulated pulse can be seen. This pulse can also be observed more clearly in Fig. 2, where we represent same situation as in Fig 1., but with different frequencies: (57GHz and 38GHz). Our results are in good agreement with experiments.

In Fig. 3, we represent in the bottom graph calculated bichromatic magnetoresistivity  $\sigma_{xx}$  as a function of  $B$ , for experimental frequencies at increasing MW-intensity for the case of 47GHz. In the top graph of Fig. 3, we present mathematical functions which simulate  $\sigma_{xx}$  behavior from monochromatic and bichromatic driving forces, considering one of them with increasing magnitude. In both graphs it can be observed that a minimum shows up when one of the driving forces is increased. This is because increasing only one of the intensities (47GHz in this case), the bichromatic response will tend to be similar to the monochromatic one. We have considered that, according to our model (see ref. [19]),  $\sigma_{xx}$  depends on  $B$  like  $\sigma_{xx} / B \cos(w) = B \cos S_c \frac{w}{B}$ , where  $S_c$  is a

sample dependent scattering term. In the case of two simultaneously MW driving forces with similar intensities:  $\chi_{xx} / B \cos \frac{1}{2} \frac{(w_1 - w_2)}{B} S_c \cos \frac{1}{2} \frac{(w_1 + w_2)}{B} S_c$ . Considering the last expression we have tested our current theory using the experimental data (Fig. 2 of ref. [11]). The aim is to eventually obtain the experimental frequencies used (47 GHz and 31 GHz). In order to do that first we have measured in the experimental figure the  $B^{-1}$  periodicity in monochromatic and bichromatic graphs and also the width of the corresponding bichromatic pulse. Once obtained this information, and using our expressions for the  $\chi_{xx}$  dependence with  $B$  we have been able to reach numerical values for the pulse and main oscillation frequencies. For the pulse we have obtained a value of 9.3 GHz, and for the main frequency 38.9 GHz. Comparing these values with the ones obtained directly from the experimental frequencies,  $\frac{(47 - 31) \text{ GHz}}{2} = 8 \text{ GHz}$  for the pulse and  $\frac{(47 + 31) \text{ GHz}}{2} = 39 \text{ GHz}$  for the main frequency, we can see that the agreement finally achieved is quite reasonable.

In conclusion we have demonstrated that the experimental results<sup>11</sup> regarding the  $\chi_{xx}$  modulated response of a 2DES subjected to a B and bichromatic MW can be explained in terms of the electronic orbit centers being driven by the superposition of two harmonic oscillatory movements with the frequencies of the microwave sources.

This work was supported by the M C Y T (Spain) grant MAT2005-06444, the "Ramón y Cajal" program (J.I.). and the EU Human Potential Programme HPRT-CT-2000-00144.

- 
- <sup>1</sup> M .A .Zudov, R .R .Du, J .A .Simmons and J .L .Reno, Phys.Rev.B 64, 201311 (2001).
  - <sup>2</sup> S .A .Studenikin, M .Potemski, A .Sachrajda, M .Hilke, L .N .Pfeifer, K .W .West, Phys.Rev. B, 71, 245313, (2005).; S .A .Studenikin, M .Potemski, P .T .Coleridge, A .Sachrajda, Z .R .Wasilewski, Solid State Comm 129, 341 (2004).
  - <sup>3</sup> R .G .M ani, J .H .Sm et, K .von K litzing, V .Narayanam urti, W .B .Johnson, V .Um ansky, Nature 420 646 (2002).
  - <sup>4</sup> M .A .Zudov, R .R .Du, N .Pfeifer, K .W .West, Phys.Rev.Lett. 90 046807 (2003).
  - <sup>5</sup> R .L .W illett, L .N .Pfeifer and K .W .West, Phys.Rev.Lett. 93 026804 (2004).
  - <sup>6</sup> R .G .M ani, V .Narayanam urti, K .von K litzing, J .H .Sm et, W .B .Johnson, V .Um ansky, Phys. Rev. B 69 161306(R) (2004); R .G .M ani, Appl.Phys. Lett. 85, 4962, (2004); R .G .M ani, Physica E, 22, 1, (2004).
  - <sup>7</sup> M .A .Zudov, R .R .Du, N .Pfeifer, K .W .West, Phys.B 73 041303 (2006).
  - <sup>8</sup> C .L .Yang, R .R .Du, L .N .Pfeifer and K .W , West, Phys.B 74 045315 (2006)..
  - <sup>9</sup> R .G .M ani, Phys.Rev.B, 72 075327, (2005)
  - <sup>10</sup> J .H .Sm et, B .G orshunov, C .Jiang, L .Pfeifer, K .W est, V .Um ansky, M .D ressel, R .D ressel, R .M eisels, F .K uchar, and K .von K litzing, Phys.Rev.Lett. 95, 116804 (2005).
  - <sup>11</sup> M .A .Zudov, R .R .Du, N .Pfeifer, K .W .West, Phys.Rev.Lett. 96, 236804 (2006).
  - <sup>12</sup> A .C .Durst, S .Sachdev, N .Read, S .M .G irvin, Phys.Rev.Lett.91 086803 (2003)
  - <sup>13</sup> C .Joas, J .D ietel and F .von Oppen, Phys.Rev.B 72, 165323, (2005).
  - <sup>14</sup> X .L .Lei, S .Y .Liu, Phys.Rev.Lett.91, 226805 (2003);
  - <sup>15</sup> V .Ryzhii and V .V yurkov, Phys. Rev. B 68 165406 (2003); V .Ryzhii, Phys. Rev. B 68 193402 (2003); V .Ryzhii and R .Suris, J .Phys: Cond. M at. 15, 6855, (2003) ; V .Ryzhii, R .A .Suris and B .S .Shcham khalova, Sov.Phys.Sem icond. 20, 1299, (1986).
  - <sup>16</sup> P .H .R ivera and P .A .Schulz, Phys.Rev.B 70 075314 (2004)
  - <sup>17</sup> Junren Shi and X .C .X ie, Phys.Rev.Lett. 91, 086801 (2003).
  - <sup>18</sup> A .V .Andreev, I .L .A leiner and A .J .M illis, Phys.Rev.Lett. 91, 056803 (2003)
  - <sup>19</sup> J .Inarrea and G .P latero, Phys.Rev.Lett. 94 016806, (2005)

- <sup>20</sup> I.A.Dimitriev, M.G.Vavilov, I.L.Aleiner, A.D.Mirlin, and D.G.Polyakov, Phys.Rev.B, 71, 115316, (2005)
- <sup>21</sup> J.Inarrea and G.Platero, Phys.Rev.B 72 193414 (2005)
- <sup>22</sup> X.L.Lei, S.Y.Liu, Phys.Rev.B 72, 075345 (2005)
- <sup>23</sup> J.Inarrea and G.Platero, Appl.Phys.Lett. 89, 052109 (2006)
- <sup>24</sup> Kang-Hun Ahn, J.Korean Phys.Soc., 47 (4), 666-672, (2005).
- <sup>25</sup> J.Dietel, Phys.Rev.B 73, 125350, (2006)
- <sup>26</sup> G.Gumbs, Phys.Rev.B, 72, 125342, (2005)
- <sup>27</sup> X.L.Lei, Phys.Rev.B 73, 235322, (2006)
- <sup>28</sup> E.H.Kemer, Can.J.Phys. 36, (3) 371-377 (1958) .
- <sup>29</sup> K.Park, Phys.Rev.B 69 201301(R) (2004).
- <sup>30</sup> B.K.Ridley. Quantum Processes in Semiconductors, 4th ed. Oxford University Press, Oxford (1993).

Figure 1 caption: Calculated magnetoresistivity  $\rho_{xx}$  as a function of  $B$ , for experimental MW-frequencies<sup>11</sup>: 47 GHz and 31 GHz. a) Calculated MW responses for all the frequencies considered, monochromatic and bichromatic MW sources, all together for comparison. b) Bichromatic response (47 GHz and 31 GHz). c) Monochromatic 47 GHz. d) monochromatic 31 GHz.

Figure 2 caption: Same as Fig. 1 but for MW frequencies 57 GHz and 38 GHz

Figure 3 caption: a). Bottom graph: calculated magnetoresistivity  $\rho_{xx}$  as a function of  $B$ , for experimental frequencies at increasing MW-intensity for the 47 GHz MW source. Top graph: Mathematical functions to simulate  $\rho_{xx}$  behavior for monochromatic and bichromatic driving forces, considering one of them with increasing magnitude.



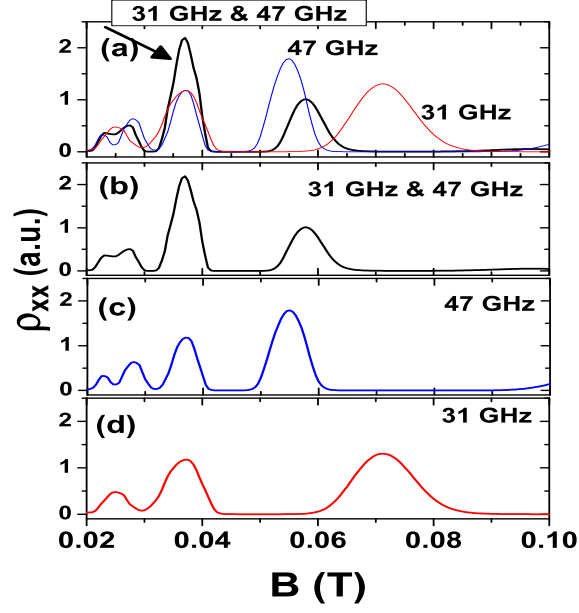


FIG. 1: Calculated magnetoresistivity  $\rho_{xx}$  as a function of  $B$ , for experimental MW-frequencies<sup>11</sup>: 47 GHz and 31 GHz. a) Calculated MW responses for all the frequencies considered, monochromatic and bichromatic MW sources, all together for comparison. b) Bichromatic response (47 GHz and 31 GHz). c) Monochromatic 47 GHz. d) monochromatic 31 GHz.

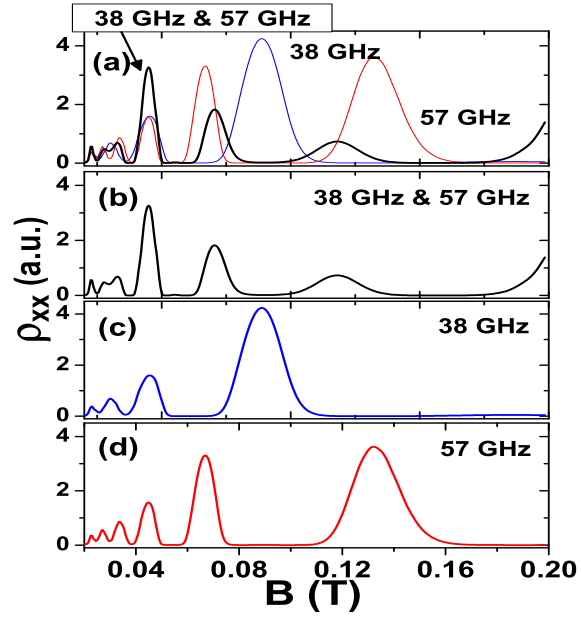


FIG. 2: Same as Fig. 1 but for MW frequencies 57 GHz and 38 GHz.

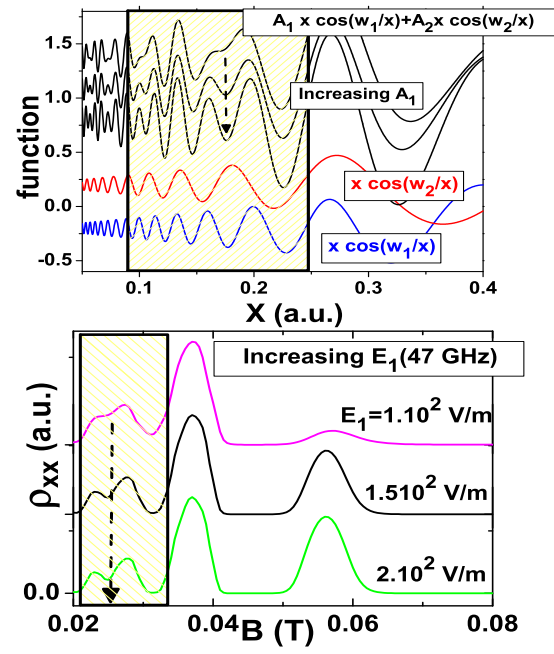


FIG. 3: a). Bottom graph: calculated magnetoresistivity  $\rho_{xx}$  as a function of  $B$ , for experimental frequencies at increasing MW-intensity for the 47 GHz MW source. Top graph: Mathematical functions to simulate  $\rho_{xx}$  behavior for monochromatic and bichromatic driving forces, considering one of them with increasing magnitude.