

A Yule-Simon process with memory

C. Cattuto^{1,2}, V. Loreto² and V.D.P. Servedio^{3,1}

¹ Museo Storico della Fisica e Centro Studi e Ricerche Enrico Fermi, Compendio Viminale, 00184 Rome, Italy

² Dipartimento di Fisica, Università "La Sapienza", P.le A. Moro 2, 00185 Roma, Italy

³ Dipartimento di Informatica e Sistemistica, Università "La Sapienza", Via Salaria 113, 00198 Roma, Italy

PACS.05.10.-a { Computational methods in statistical physics and nonlinear dynamics.
PACS.05.40.-a { Fluctuation phenomena, random processes, noise, and Brownian motion.
PACS.89.20.Ff { Computer science and technology.

Abstract. { The Yule-Simon model has been used as a tool to describe the growth of diverse systems, acquiring a paradigmatic character in many fields of research. Here we study a modified Yule-Simon model that takes into account the full history of the system by means of an hyperbolic memory kernel. We show how the memory kernel changes the properties of preferential attachment and provide an approximate analytical solution for the frequency distribution density as well as for the frequency-rank distribution.

In 1925 Yule [1] proposed a model to explain experimental data on the abundances of biological genera [2]. Thirty years later, Simon introduced an elegant copy and growth model [3], in spirit equivalent to Yule's model, to explain the observed power-law distribution of word frequencies in texts [4{6]. In Simon's growth model, new words are added to a text (more generally a stream) with constant probability p at each time step, whereas with complementary probability $p = 1 - p$ an already occurred word is chosen uniformly from within the already formed text (stream). This model yields a power-law distribution density for word frequencies $P(k) \sim k^{-\alpha}$ with $\alpha = 1 + 1/p$. The same mechanism is at play in the preferential attachment (PA) model for growing networks proposed, in their pioneering article, by Barabasi and Albert [7]. In that case, a network is constructed by progressively adding new nodes and linking them to existing nodes with a probability proportional to their current connectivity. Yule-Simon processes and PA schemes are closely related to each other and a mapping between them has been provided by Bomholdt and Ebel [8].

In the original Yule-Simon process, the metaphor of text construction is somehow misleading because in that process there is no notion of temporal ordering. All existing words are equivalent and in many respects everything goes as in a Polya urn model [9]. However, the notion of temporal ordering may play an important role in determining the dynamics of many real systems. In this perspective it is interesting to investigate models where temporal ordering is explicitly taken into account. A first attempt in this direction has been provided by Dorogovtsev and Mendes (DM) [10], who studied a generalization of the Barabasi-Albert

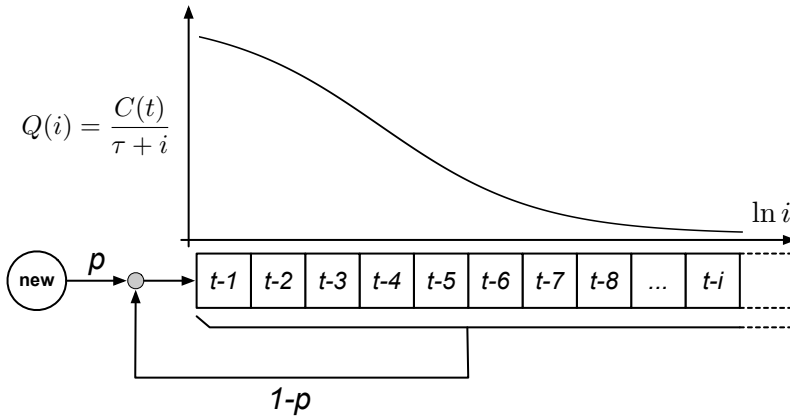


Fig. 1 { Yule-Simon process with a fat-tailed memory kernel.

model by introducing a notion of aging for nodes. Each node carries a temporal marker recording its time of arrival into the network, and its probability to be linked to newly added nodes is proportional to its current connectivity weighted by a power-law of its age. Another recent example has been proposed in [11] in relation with the very new phenomenon of collaborative tagging [12]: new web sites appeared where users independently associate descriptive keywords (called tags) with disparate resources ranging from web pages to photographs. A sort of tag dynamics develops, eventually yielding a fat-tailed distribution of tag frequencies. In order to explain such phenomenology, a generalization of the Yule-Simon process has been introduced [11], which explicitly takes into account the time ordering of tags. Specially, an hyperbolic memory kernel has been introduced to weight the probability of copying an existing tag, according to a remarkable agreement with experimental data.

In this Letter we show that the memory kernel induces a non-trivial change of the properties of PA with respect to the original Yule-Simon process as well as to the DM model with aging. Moreover, we analytically investigate the generalization of the Yule-Simon model and provide an approximate solution for the frequency distribution density as well as for the frequency-rank distribution.

The model we investigate is defined as follows. We start with n_0 words. At every time step t a new word may be invented with probability p and appended to the text, while with probability $p = 1 - p$ one word is copied from the text, going back in time by i steps with a probability that decays with i as $Q(i) = \frac{C(t)}{\tau + i}$, as shown in Fig. 1. $C(t)$ is a logarithmic time-dependent normalization factor and τ is a characteristic time-scale over which recently added words have comparable probabilities.

The first important observation concerns the deviations of our model from the pure PA rule of the original Yule-Simon model. An elegant and efficient way to check for deviations from PA was suggested by Newman [13]. In Simon's model, the probability of choosing an existing word, which already occurred k times at time t , is $p_k(k; t)$, where $(k; t)$ is the fraction of words with frequency k at time t . In order to ascertain whether a PA mechanism might be at work, we construct the histogram of the frequencies of words that have been copied, weighting the contribution of each word according to the factor $1/(k; t)$. If this histogram displays a direct proportionality to the frequency k , then one might be observing a PA-driven growth. For our model, the numerical results in Fig. 2 show that the chosen form of the memory kernel leads to a sub-linear attaching probability. The same kind of sub-linearity has

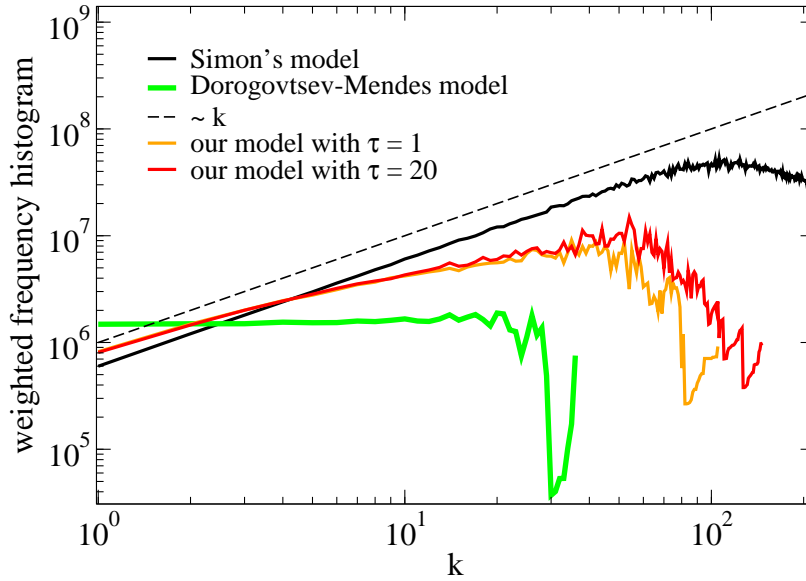


Fig. 2 { Deviations from the preferential attachment rule (Simon's model), in the case of our model and DM model. For all curves, $p = 0.4$ and 10^6 steps were simulated. Finite size effects are responsible for the drop at high frequencies, as extensively discussed in Ref. [13].

been observed in the growth dynamics of the wikipedia network [14]. Conversely, the DM model with hyperbolic kernel (a limiting case for the analysis of Ref. [10]) displays no clear dependence on k .

In order to get a deeper insight into the phenomenology of the model we present an analytical study aimed at computing the approximate functional form of the probability distribution of word frequencies as well as the corresponding frequency-rank distribution. In the following we shall write the normalization factor as C , with no explicit mention of its time dependence. We also denote $\langle t \rangle = pC(t)$, and we will similarly refer to it as $\langle t \rangle$. We assume that word X occurred at time t for the first time, and we ask what is the probability $P(t)$ that the next occurrence of X happens at time $t + \tau$, with $\tau \geq 1$.

If $\tau = 1$, $P(t)$ is the probability of replicating the previous word, i.e. the product between the probability p of copying an old word, and the probability of choosing the immediately preceding word ($i = 1$) computed according to the chosen memory kernel, $Q(1) = C/(t + 1)$. This gives

$$P(1) = \frac{pC}{t + 1} = \frac{\langle t \rangle}{t + 1} : \quad (1)$$

For $\tau > 1$, $P(t)$ can be computed as the product of the probabilities of not choosing word X for $\tau - 1$ consecutive steps, multiplied by the probability of choosing word X at step t . In order not to choose word X at the first step, one has to either append a new word (probability p) or copy an existing word (probability p) which is not X (probability $1 - C/(t + 1)$).

Finally, under the approximation that C is constant from step to step, i.e. $t \gg t_c$, we can

write the return probability as the product

$$P(t) = \prod_{i=1}^{X-1} \frac{p_i C}{p_i + t} = \frac{C}{p + p - 1} \quad (2)$$

Taking the logarithm of $P(t)$, we can write the above product as the sum

$$\ln P(t) = \sum_{i=1}^{X-1} \left(\frac{1}{p_i + t} + \ln \frac{1}{p_i + t} \right); \quad (3)$$

where we used the fact that $\sum_{i=1}^{X-1} p_i = 1$.

By using the approximate expression $\ln P(t) = \int_1^R (\ln P(t^0 + 1) - \ln P(t^0)) dt^0$ we obtain

$$P(t) = (1 + \frac{1}{t})^{X-1} \quad (4)$$

derived under the assumption that $t \gg 1$. The estimated value of $P(t)$ depends on time through X , so that the probability distribution of intervals t , which turns out to be correctly normalized, is non-stationary.

We now focus, for simplicity, on the case $X = 0$. At any given time t , the characteristic return time $h(t)$ can be computed by using Eq. 4:

$$h(t) = \int_1^t P(t') dt' = \frac{1}{t} \quad (5)$$

In a continuum description the frequency k_i of a given word i , will change according to the rate equation

$$\frac{dk_i}{dt} = -p_i k_i; \quad (6)$$

where p_i is the probability of picking up a previous occurrence of word i . With our choice of the memory kernel, the exact value of p_i is given by the sum

$$p_i = C \sum_{j=1}^{k_i} \frac{1}{t - t_j^{(i)}}; \quad (7)$$

where $t_j^{(i)}$ ($j = 1; 2; \dots; k_i$) are the times of occurrence of word i .

We adopt a mean-field approach and assume that the above sum can be written as the frequency k_i times the average value of the term $(t - t_j^{(i)})^{-1}$ over the occurrence times $t_j^{(i)}$.

As shown in Fig. 3a, this is supported by numerical evidence, so that we can write (dropping the word index (i) from here onward):

$$p_i = C \sum_{j=1}^{k_i} \frac{1}{t - t_j} \approx C k_i \frac{1}{t - \bar{t}_j}; \quad (8)$$

where \bar{t}_j denotes the average over the k_i occurrences of word i . Furthermore, we assume that the average is dominated by the contribution of the most recent occurrence of word i , at time t_{k_i} : $h(t - t_j)^{-1} \approx (t - t_{k_i})^{-1}$. We replace $t - t_{k_i}$ with the typical return interval for word i , and use Eq. 5 to estimate the latter, obtaining:

$$\frac{1}{t - t_j} \approx \frac{1}{t - t_{k_i}} \approx \frac{1}{h(t)} = \frac{1}{t}; \quad (9)$$

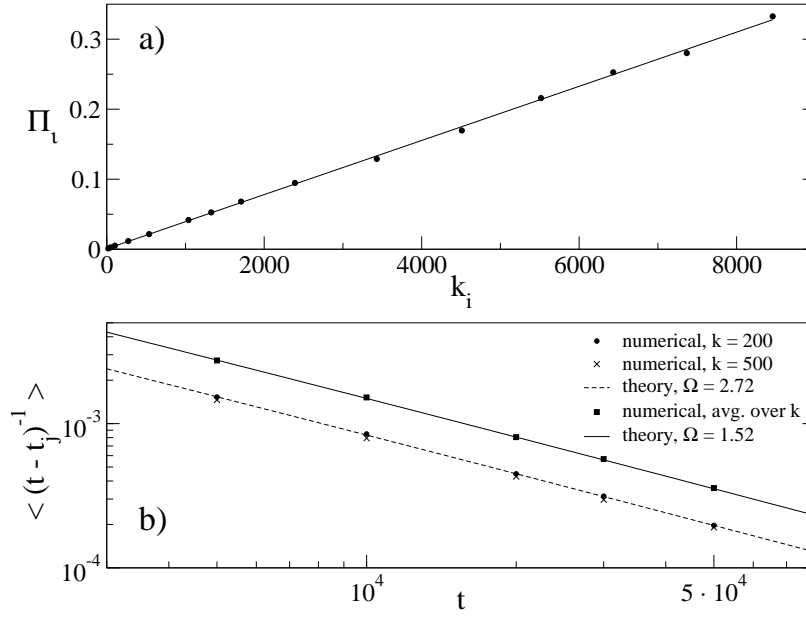


Fig. 3 { a) Rate Π_i of Eq. 7, for a given word i having frequency k_i at time t ($p = 0.05$, $n_0 = 10$, $t = 30000$) b) Memory kernel of Eq. 10 averaged over the times of occurrence t_j and over about 2000 realizations of the process ($p = 0.05$, $n_0 = 10$, $t = 5 \cdot 10^3; 10^4; 2 \cdot 10^4; 3 \cdot 10^4; 5 \cdot 10^4$). Values are shown for a word of given frequency $k = 200$ (dots), a word of frequency $k = 500$ (crosses) and for the average over all frequencies (squares). Numerical error bars are within the size of data markers. The two curves are obtained by fitting in Eq. 10 against numerical data. The dotted continuous line sets the value of Ω used from Eq. 11 onwards.

which has a (sub-linear, since $\Omega > 0$) power-law dependence on t and a slower (logarithmic) time-dependence through Ω . Fig. 3b shows that the above expression captures the correct temporal dependence of the average $\langle (t - t_j)^{-1} \rangle$ for a given frequency k_i , provided that a constant factor Ω is introduced, as follows:

$$\frac{1}{t - t_j} \sim \frac{1}{t} \frac{1}{t_j} \sim \frac{1}{t^\Omega} \quad (10)$$

The need for a corrective factor Ω is a consequence of our simplifying assumptions, namely our mean-field approximation, the fact that we ignored all occurrences of word i but the very last, and the approximations underlying our estimate of the return time t . Moreover, as shown in Fig. 3b, Ω depends on the frequency k_i of the selected word i . In order to keep only the linear dependence of the kernel on k_i we approximate Ω with its average value over k , numerically estimated as $\Omega \approx 1.52$ (see Fig. 3b). While this is certainly a rather crude approximation, it appears to work remarkably well, as we will show in the following (Figs. 4 and 5).

We introduce Eq. 10 and Eq. 8, into the rate Eq. 6, obtaining:

$$\frac{dk_i}{dt} = k_i \frac{1}{t - t_j} = \frac{k_i}{t^\Omega} \quad (11)$$

We integrate Eq. 11, again neglecting the slow time-dependence of Ω , from time t_i , when word i appeared for the first time (with frequency 1) up to the final time t , when word i has reached

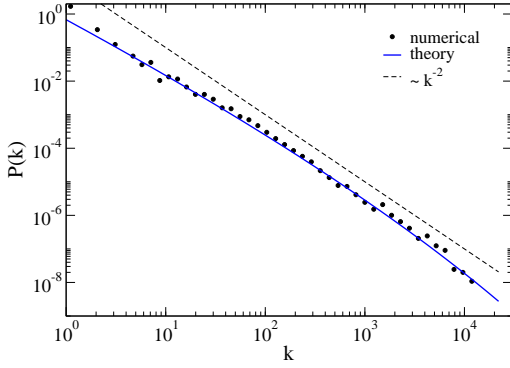


Fig. 4

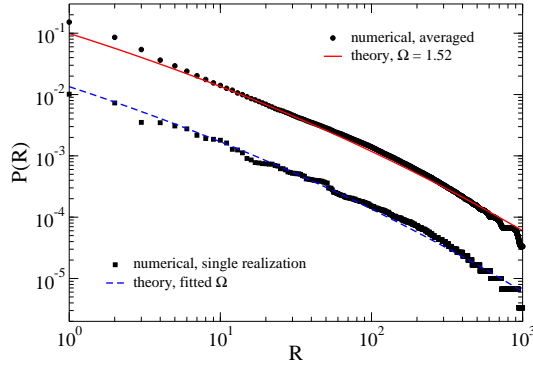


Fig. 5

Fig. 4 { Frequency probability distribution density $P(k)$ of word occurrence. Numerical data (dots, averaged over 50 realizations and binned) are in very good agreement with Eq.14 ($p = 0.05$, $n_0 = 10$, $t = 30000$, $\Omega = 1.52$). The dashed line is provided as a guide for the eye.

Fig. 5 { Frequency-rank distribution $P(R)$. Upper curves: Numerical data (dots, average over 50 realizations) are compared against the prediction of Eq.15 ($p = 0.05$, $n_0 = 10$, $t = 30000$, $\Omega = 1.52$). Here the value of Ω is univocally set by our numerics, as explained in Fig. 3b. Lower curves (shifted one decade downwards): a single realization of our process (squares) is fitted with respect to against Eq.15 (dashed line), yielding $\Omega = 1.46$.

frequency k_i ,

$$\int_{k_i^0}^{k_i} \frac{dk_i}{k_i} = \frac{1}{\Omega} \int_{t_i}^{t} dt t^{\Omega-1} \quad (12)$$

Performing the integration we get the stretched exponential dependence

$$k_i = \exp \left(\frac{1}{\Omega} t \right) \exp \left(-\frac{1}{\Omega} t_i \right) = A e^{K t_i} \quad (13)$$

where $K = \frac{1}{\Omega}$ and $A = e^{-\frac{1}{\Omega} t_i}$.

The probability distribution density for word frequencies $P(k)$ can now be computed as [15, 16]:

$$P(k) = \frac{p}{(n_0 + pt)(K + k)} \frac{\ln(A+k)}{K}^{\frac{1}{\Omega}-1} \quad (14)$$

and is in very good agreement with numerical evidence, as shown in Fig. 4 (upper curves), where it is worth noticing that the value of Ω is univocally set by our numerics. The corresponding frequency-rank distribution is:

$$P(R) = \frac{A}{n_0 + t} \exp \left(-K \frac{R}{p} \right) \quad (15)$$

Fig. 5 shows that the above equation is in fair agreement with numerical evidence.

In this Letter we have shown how the introduction of a memory kernel drastically changes the properties of PA with respect of the original Yule-Simon process as well as the Dorogovtsev-Mendes model with aging [10].

In order to assess the role of the memory kernel we have presented a continuum approach to a modified Yule-Simon model. The presence of a long-term memory kernel makes the rigorous

treatment non trivial. Our approach makes use of some assumptions (sometimes rough, but numerically verified) concerning especially the functional form of the averaged memory kernel, both as a function of time and of word frequency. We require a single phenomenological parameter (α), for which we presently have no theoretical estimates. Nevertheless our approach attains an excellent agreement between analytical and numerical results for the probability distribution density $P(k)$. The frequency-rank distribution $P(R)$ appears to be much more sensitive to the approximations we made, but the agreement between numerics and theory is nevertheless reasonable. This is somehow the signature that our theoretical treatment is capturing some of the important statistical features of the model.

We wish to remark that the frequency probability density $P(k)$ displayed by the model (Fig. 4) could be easily confused with a power-law behavior with exponent -2 , as in the original Yule-Simon model with $p = 1$, and a simple PA mechanism could be inferred. Instead, as shown for the case at hand, more refined indicators (e.g. that of Fig. 2) can tell apart different underlying mechanisms of growth. This should be read as a general warning against reading an apparent power-law behavior for the $P(k)$ as the signature of a PA mechanism at play.

The approach described here could be extended to the more complex case of $\alpha \neq 0$. In this respect, several problems remain open: does α induce a relevant time scale? Is it asymptotically relevant or does it only affect the dynamics on short time-scales? Does the limit $\alpha \rightarrow 0$ fall in the same universality class of the Yule-Simon model without memory?

This research has been partly supported by the TAGora and DELIS projects funded by the Future and Emerging Technologies program (IST-FET) of the European Commission under the contracts IST-34721 and IST-1907. The information provided is the sole responsibility of the authors and does not reflect the Commission's opinion. The Commission is not responsible for any use that may be made of data appearing in this publication.

REFERENCES

- [1] Yule G. U., *Philos. Trans. R. Soc. London B*, 213 (21-87) 1925
- [2] Willis J. C., *Age and area: a study in geographical distribution and origin of species* (Univ. Press, Cambridge) 1922
- [3] Simon H. A., *Biometrika*, 42 (425) 1955
- [4] Estoup J. B., *Gammes stenographique* (Institut Stenographique de France, Paris) 1916
- [5] Condon E. U., *Science*, 67 (300) 1928
- [6] Zipf G., *The Psycho-Biology of Language* (Houghton Mifflin, Boston, MA) 1935
- [7] Barabási A.-L. and Albert R., *Science*, 286 (509) 1999
- [8] Bornholdt S. and Ebel H., *Phys. Rev. E*, 64 (035104) 2001
- [9] Johnson N. L. and Kots S., *Urn models and their application* (John Wiley, New York) 1977
- [10] Dorogovtsev S. N. and Mendes J. F. F., *Phys. Rev. E*, 62 (1842) 2000
- [11] Cattuto C., Loreto V. and Pietronero L., *cs/0605015 preprint*, (2006)
- [12] Golder S. and Huberman B. A., *J. of Information Science*, 32 (198) 2006
- [13] Newman M. E. J., *Phys. Rev. E*, 64 (025102R) 2001
- [14] Capocci A., Servedio V. D. P., Colaiori F., Burioni L. S., Donato D., Leonardi S. and G. Caldarelli, *physics/0602026 preprint*, (2006)
- [15] Albert R. and Barabási A.-L., *Rev. Mod. Phys.*, 74 (47) 2002
- [16] Dorogovtsev S. N. and Mendes J. F. F., *Evolution of Networks: From Biological Nets to the Internet and WWW* (Oxford University Press, Oxford) 2003