

Dynamical vortex phases in a Bose-Einstein condensate driven by a rotating optical lattice

Kenichi Kasamatsu¹ and Makoto Tsubota²

¹Department of General Education, Ishikawa National College of Technology, Tsubata, Ishikawa 929-0392, Japan

²Department of Physics, Osaka City University, Sumiyoshi-Ku, Osaka 558-8585, Japan
(Dated: March 23, 2022)

We present simulation results of the vortex dynamics in a trapped Bose-Einstein condensate in the presence of a rotating optical lattice. Changing the potential amplitude and the relative rotation frequency between the condensate and the optical lattice, we find a rich variety of dynamical phases of vortices. The onset of these different phases is described by the force balance of a driving force, a pinning force and vortex-vortex interactions. In particular, when the optical lattice rotates faster than the condensate, an incommensurate effect leads to a vortex liquid phase supported by the competition between the driving force and the dissipation.

PACS numbers: 03.75.Lm, 03.75.Kk, 67.40.Vs

Driven vortex lattices interacting with periodic pinning sites have attracted considerable interests, because they exhibit novel phase transitions between dynamical vortex states as a function of driving force. This problem has been studied in a wide variety of condensed matter systems including type-II superconductors and Josephson-junction arrays, described by the Frenkel-Kontrova-type models of friction [1]. Recently, atomic Bose-Einstein condensates (BECs) in periodic potentials have been proposed to be another possible, superior system to study the vortex state caused by the interplay between pinning effects and vortex-vortex interactions [2, 3, 4, 5, 6]. In the condensed matter systems such as superconductors, the pinning effects incidental to unavoidable impurities play an essential role in the vortex dynamics. Since the BEC system is free from impurities, the intrinsic phenomena associated with quantized vortices can be studied through direct visualization [7]. In addition, a laser-induced optical lattice (OL) constructs an ideal periodic potential, in which the microscopic pinning parameters, such as depth, periodicity, and symmetry of the lattice can be carefully controlled [8].

In this Letter, we study the dynamical properties of vortices in a trapped BEC driven by a rotating OL. A rotating OL has already been realized experimentally by using a laser beam passing through a rotating mask [6]. In the previous studies [2, 3, 4, 5], the authors considered the equilibrium properties of a rotating BEC in the presence of a corotating OL with the same rotation frequency as the BEC. They obtained the phase diagram of the vortex lattice structure as a function of the pinning parameters through variational [2] or numerical [3] analysis. For a strongly interacting limit, this system can be mapped into the Bose-Hubbard Hamiltonian in the rotating frame [4, 5], exhibiting a series of quantum phase transition [5]. Tung et al. reported the experimental demonstration of the vortex pinning and the evidence of the structural phase transition [6]. Beside these interesting studies, we can also consider a problem in which

the rotation frequency of the OL is different from that of the condensate. Then, the moving optical lattice yields a rich variety of nonequilibrium vortex phases that are characterized by distinct vortex dynamics. The onset of these phases can be understood by the simple argument of a balance between the driving force, the pinning force, and the force coming from vortex-vortex interactions. In particular, when the optical lattice rotates faster than the condensate, the competition between the driving force and the dissipation causes a vortex liquid-like phase. This is an example of dissipative structures sustained by energy input and output [9], which offers an avenue to study them in atomic-gas BECs.

This system allows us to run ab-initio simulations based on the Gross-Pitaevskii (GP) equation [10], whereas the other system has relied on phenomenological theory [1]. Suppose that the condensate is created in a rotating harmonic trap with an angular velocity Ω . Here, we confine ourselves to the pancake geometry by assuming a tight axial confinement of a harmonic trap and high rotation rates which reduce the radial trap frequency ω_r . We then give the Gaussian for the frozen axial component of the condensate wave function, obtaining a quasi-two-dimensional GP equation with a renormalized coupling constant. In a frame rotating with Ω , the transverse wave function $\psi(x, y; t)$ (normalized to be unity) obeys

$$i \hbar \frac{\partial}{\partial t} \psi = \left[-\frac{\hbar^2}{2m} \nabla_{\perp}^2 + V_{OL} + U |\psi|^2 \right] \psi \quad (1)$$

we choose our units for time, length, and energy as $\hbar = 1$, $a_z = \hbar / (2m \omega_z)$, and $\hbar \omega_z$, respectively. Here, $r^2 = x^2 + y^2$, m the atomic mass, μ the chemical potential, and L_z the z component of the angular momentum operator. The coupling constant is given by $U = 4 \pi \hbar^2 N a_z$ with the particle number N , the s -wave scattering length a , and the aspect ratio $\lambda = \omega_z / \omega_r$ of the trapping potential. The pinning effect is caused by the OL potential $V_{OL} = V_0 [\sin^2(k_x x) + \sin^2(k_y y)]$ with

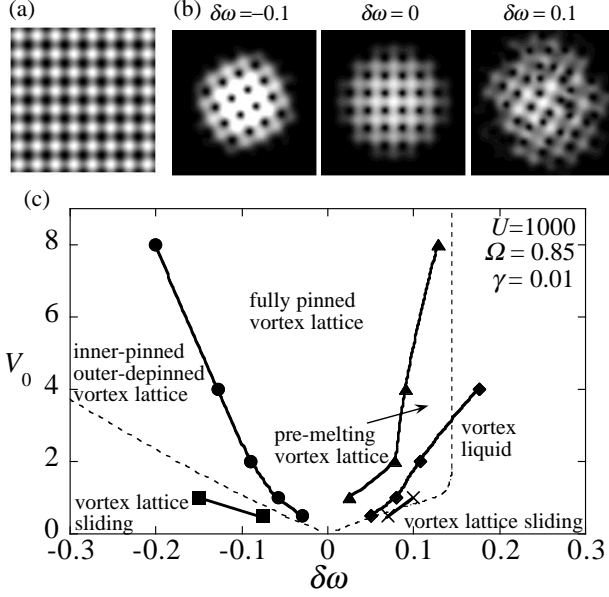


FIG. 1: (a) The profile of the OL for $k = -3$ at $t = 0$. Bright (Dark) regions represent the potential maxima (minima). (b) Condensate density for each $\delta\omega$ at a certain time in the quasi-stationary stage. The parameter values are $U = 1000$ and $\Omega = 0.85$. The middle panel ($\delta\omega = 0$) is the initial state of the simulations. The presented box dimensions along x and y are -11.8 to $+11.8$ (The simulations were done in the region -14.0 to $+14.0$). (c) V_0 (relative rotation frequency) - $\delta\omega$ (potential amplitude) phase diagram of the dynamical vortex states. The phase boundary is determined by calculating the structure factor and the angular momentum per atom, as described in the text. The dashed boundary for the depinning of all vortices is obtained by solving Eq. (4).

square symmetry. We consider the situation in which the OL rotates with a rotation frequency Ω different from that of the condensate. Then, V_{0L} has an explicit time dependence through

$$\begin{pmatrix} X \\ Y \end{pmatrix} = \begin{pmatrix} \cos \Omega t & \sin \Omega t \\ \sin \Omega t & \cos \Omega t \end{pmatrix} \begin{pmatrix} x \\ y \end{pmatrix} : \quad (2)$$

Here, $\Omega = \Omega - \omega$ is the relative rotation frequency between the condensate and the OL; the OL rotates faster (slower) than the condensate for $\Omega > 0$ ($\Omega < 0$). Finally, we introduce the phenomenological parameter γ in the left side of Eq. (1), which represents the damping of the condensate motion caused by the noncondensed atoms rotating with Ω [11]. The damping is necessary to obtain the phase diagram of the quasi-stationary states. We use the small value $\gamma = 0.01$ which is small enough to ensure the overdamped motion of the vortices; the overdamped motion is unlikely to occur in an ultracold dilute atomic BEC.

Our simulations start from the initial state in which the BEC is equilibrated under rotation and a corotating OL with the same rotation frequency $\Omega = 0$. Although a

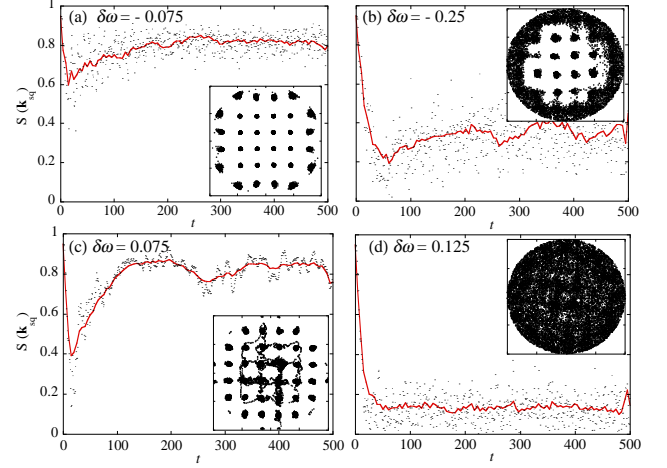


FIG. 2: (Color online) Time development of the structure factor $S(k_{SQ}; t)$ for $V_0 = 2.0$ and for different values of $\delta\omega$. The average of the obtained data is given by the solid curve. The inset shows the corresponding vortex trajectories within the Thomas-Fermi radius of the initial state in a frame rotating with the OL.

rich variety of equilibrium vortex structures emerge depending on the system parameters [3], we focus on the initial state in which vortices are commensurate with the pinning sites. For example, given $\Omega = 0.85$, the wave number $k = -3$ for the OL [see Fig. 1(a)] and the coupling constant $U = 1000$, we can obtain such an initial state through the imaginary time propagation of Eq. (1), as shown in the middle of Fig. 1(b). The nucleated vortices are pinned at the potential maxima of the OL and form a square lattice. We do not consider the very small values of V_0 either, because the competition between triangular vortex lattice and the square OL potential occurs [6]. Next, we tune the rotation frequency of the OL by $\delta\omega$ adiabatically so as not to excite the collective motion [12]. We then calculate the time evolution from this initial state for a given set of parameters (Ω, V_0) , using the Crank-Nicolson implicit scheme.

After a sufficiently long time, the condensate motion becomes quasi-stationary because of the damping parameter γ , with the remaining durable vortex dynamics driven by the OL. These dynamics exhibit nontrivial behavior depending on the values of (Ω, V_0) , summarized in the $-V_0$ phase diagram in Fig. 1(c). To characterize clearly the dynamics and the underlying structures, we calculate the vortex trajectory in the frame rotating with the OL and the corresponding structure factor defined as $S(k; t) = \frac{1}{N_c} \sum_j \exp[ik \cdot \mathbf{r}_j(t)]$ [3], where j labels individual vortices, $\mathbf{r}_j(t)$ is the position of the j th vortex and N_c is the total number of vortices. If vortices are pinned by the OL and form a perfect square lattice, $S(k; t)$ becomes unity if we choose $k = k_{SQ} = 2k\hat{y}$, which is one

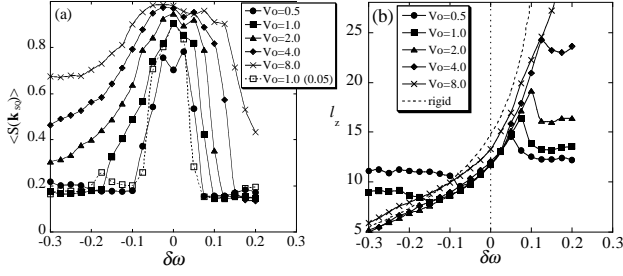


FIG. 3: Time-averaged values of the structure factor $\langle S(k_{SQ}) \rangle$ (a) and the angular momentum per atom $\langle l_z \rangle$ (b) as a function of $\dot{\phi}$ for several values of V_0 . In (a), the result for $\dot{\phi} = 0.05$ and $V_0 = 1.0$ is also shown. In (b), the plot of the rigid-body estimation [13] $l_z = C(\dot{\phi} + \dot{\phi}_0) = \sqrt{1 + \dot{\phi}_0^2}(\dot{\phi} + \dot{\phi}_0)$ is shown by the dotted curve; $C = 6.7$ is the fitting parameter.

of the two fundamental reciprocal lattices for the square lattice. Figure 2 shows the time evolution of $S(k_{SQ}; t)$ as well as the vortex trajectories. Here, we pick out the vortices inside the Thomas-Fermi radius of the initial state to obtain Fig. 2. The time-averaged value of $S(k_{SQ}; t)$ and the angular momentum per atom $\langle l_z \rangle$ are the useful quantities to characterize each distinct phase, which are shown in Fig. 3.

There is a remarkable difference in the dynamics between the positive side of $\dot{\phi}$ and the negative one. For $\dot{\phi} < 0$, the rotation of the OL is slower than $\dot{\phi}_0$. If $|\dot{\phi}|$ is small, the initially pinned vortices stay in their original pinning sites, being dragged by the rotating OL. This behavior is shown in the inset of Fig. 2(a); $S(k_{SQ})$ stays about 0.8 in the stationary stage. Then, the condensate radius and the angular momentum of the condensate decreases [see Fig. 1(b) and Fig. 3(b)] because its rotation must be reduced by the dragged vortices. An increase in $|\dot{\phi}|$ causes depinning of vortices from the condensate periphery as shown in Fig. 2(b), which leads to the decrease of the time-averaged value $\langle S(k_{SQ}) \rangle$. With further increase in $|\dot{\phi}|$, the vortices cannot catch up to the motion of the OL and start to make a sliding motion. The onset of the sliding is seen from the deviation of $\langle l_z \rangle$ from the rigid-body estimation. When the sliding motion occurs, all vortices rest in the rotating frame of $\dot{\phi}$. We identify the vortex phase as follows: (i) "fully pinned vortex lattice" which is determined by $\langle S(k_{SQ}) \rangle > 0.7$, (ii) "inner-pinned outer-depinned vortex lattice" by $0.25 < \langle S(k_{SQ}) \rangle < 0.7$ and by $\langle l_z \rangle$ following the rigid-body estimation, and (iii) "vortex lattice sliding" by $\langle S(k_{SQ}) \rangle < 0.25$ and by $\langle l_z \rangle$ deviating from the rigid-body estimation.

For $\dot{\phi} > 0$, if vortices are pinned, the angular momentum of the condensate must increase because the OL rotates faster than $\dot{\phi}_0$. This demands additional vortex nucleation to ensure the fast rotation. The nucleated vortices give the incommensurate effect for the vortex lattice. These vortices wander interstitially, exchanging

their locations with the pinned vortices, where the vortex trajectories show that the vortices move to nearest-neighbor sites. For small $|\dot{\phi}|$, the vortex configuration keeps the original square symmetry, $\langle S(k_{SQ}) \rangle$ is staying about 0.85. However, a slight increase in $|\dot{\phi}|$ rapidly decreases $\langle S(k_{SQ}) \rangle$, which indicates depinning of some or all commensurate vortices. We find that the interstitial vortices induce melting of the vortex lattice from the inside as shown in Fig. 2(c). If V_0 is relatively small, $\langle l_z \rangle$ in the quasi-stationary stage is near the initial value and there are few interstitial vortices. The vortices then make a sliding motion. For large V_0 on the other hand, the stationary value of $\langle l_z \rangle$ is larger than the initial value and the incommensurate effect becomes important. Then, as shown in Fig. 2(d), the vortex motion is fully disordered by the nucleated additional vortices which prevent the other vortices from pinning, exhibiting a liquid-like behavior. We characterize the phase (i) "fully pinned vortex lattice" by $\langle S(k_{SQ}) \rangle > 0.85$, (iv) "pre-melting vortex lattice" by $0.25 < \langle S(k_{SQ}) \rangle < 0.85$, (v) "vortex liquid" by $\langle S(k_{SQ}) \rangle < 0.25$ and $\langle l_z \rangle - l_z(t=0) > 2$, and (vi) "vortex lattice sliding" by $\langle S(k_{SQ}) \rangle < 0.25$ and $\langle l_z \rangle - l_z(t=0) < 2$.

The onset of these different phases can be described using force balance arguments. The force acting on a vortex is given by $F = F_d + F_p + F_{vv}$, where F_d is the driving force, F_p the pinning force, and F_{vv} the force from the other vortices. The commensurate vortex will remain pinned as long as the inequality $|F_p| > |F_d| + |F_{vv}|$ is satisfied. The pinning potential U_{pin} for the vortex displacement $r = (x; y)$ was calculated by Reijnders and Duine [2] for the case without a harmonic trap. Using their results, we obtain the magnitude of the pinning force $F_p = -r U_{pin}$ as

$$F_p = -\frac{a_z}{4a} k V_0 Q(k) \frac{q}{\sin^2(2kx) + \sin^2(2ky)}; \quad (3)$$

where a_z is the size along the z-axis, $q = (8/a)^{1/2}$ the healing length with the condensate density ψ , and $Q(k) = \int_0^{\infty} dr J_0(2kr) = r + J_1(2k)/2k$ with the l th-order Bessel function J_l of the first kind. This analytic form is valid when the vortex core is much smaller than an optical lattice period and the strength of the potential is sufficiently weak.

For $\dot{\phi} < 0$, because the incommensurate effect is not important, the square symmetry of the pinning site makes the F_{vv} irrelevant for the vortex dynamics. The driving force is given by the sum of the Magnus force F_M and the mutual friction force F_D ; the mutual friction originates from the interaction between the vortex core and normal fluid flow. If a vortex is pinned by the rotating OL, the vortex experiences the background flow with $\dot{\phi}$ in the rotating frame of $\dot{\phi}$. Then, the Magnus force is written as $F_M = a_z m \dot{\phi} r \hat{z}$ with the quantum circulation $\kappa = h/m$. Since the Magnus force becomes larger as r increases, vortices begin to depin

from the condensate periphery. At near zero temperature, the thermal atoms and the resulting mutual friction force can be negligible. Hence, the sliding motion can occur when $|\mathbf{F}_p|$ for vortices near the trap center is less than $|\mathbf{F}_D|$ on the same position. We focus on a vortex located at the pinning site $(x; y) = (\pm 2k; \pm 2k)$. By comparing the F_M at $r = \pm 2k$ and the maximum of $|\mathbf{F}_p|$ at $(x; y) = (\pm 4k; \pm 4k)$, we can obtain the critical Ω for the depinning of all vortices. To estimate the chemical potential and the healing length, we use the centrifugal-force modified Thomas-Fermi approximation that neglect the density variation caused by the vortex cores. Using the central density $n_0 = m^{-1} \hbar^2 a$, the critical Ω can be obtained by solving the equation

$$-k^2 V_0 Q(k, \Omega) = \frac{r}{2} \frac{U(1, \Omega)}{1} : \quad (4)$$

The result is shown by the dashed line in Fig. 1(c), which is in reasonable agreement with the numerically obtained boundary for the sliding motion.

For $\Omega > 0$, the argument becomes more complex because the interactions caused by the interstitial vortices cannot be negligible; the solution of Eq. (4) overestimate the boundary of the vortex-liquid phase because of the neglect of F_{vv} . Also, the Thomas-Fermi approximation breaks down for $\Omega \rightarrow 1$ ($\Omega \rightarrow 0.15$). We need further detailed consideration to obtain the onset of the vortex lattice melting caused by the incommensurate effect.

The melting of vortex lattices is one of the most important topics in atomic-gas BECs. The melting was predicted to occur in the limit of fast rotation and low condensate particle number through thermal [14] or quantum fluctuations [15]. The melting mechanism shown in this paper is different from those studies; the vortex liquid phase is supported by the driving force and the dissipation. This is one of the examples of dissipative structures sustained by the balance between energy input and output [9].

Using different values of the dissipation parameter γ , we find no qualitative change in the results if the value of γ is sufficiently small. However, with increasing γ , we find that the region of the fully-pinned lattice is reduced from the $\Omega = 0.01$ results; an example of $h_S(k_{SQ})$ with $\gamma = 0.05$ and $V_0 = 1.0$ is shown in Fig. 3(a). This is due to the increase of the driving force associated with the mutual friction force F_D ; the damping parameter γ is related to the interaction between the condensate atoms and the thermal atoms [11].

In conclusion, we study the dynamical vortex phases of a trapped BEC in the presence of a rotating OL with a different rotation frequency from the condensate. We find several nonequilibrium dissipative structures, where the vortices exhibit complex dynamics due to the competition of the driving force, the pinning force and the

vortex-vortex interaction. When the rotation rate of the OL becomes higher than that of the condensate, the additional nucleated vortices destroy the commensurate vortex lattice, leading to the vortex liquid-like phase.

The authors are grateful to P. Louis for a critical reading of this manuscript. K.K. acknowledges the supports of Grant-in-Aid for Scientific Research from JSPS (Grant No. 18740213). M.T. acknowledges the supports of Grant-in-Aid for Scientific Research from JSPS (Grant No. 18340109) and Grant-in-Aid for Scientific Research on Priority Areas (Grant No. 17071008) from MEXT.

-
- [1] O.M. Braun and Yu.S. Kivshar, *The Frenkel-Kontorova Model*, Springer, Berlin (2004).
 - [2] J.W. Reijnders and R.A. Duine, *Phys. Rev. Lett.* 93, 060401 (2004); *Phys. Rev. A* 71, 063607 (2005).
 - [3] H. Pu, L.O. Baksmaty, S. Yi, and N.P. Bigelow, *Phys. Rev. Lett.* 94, 190401 (2005).
 - [4] C.W. u, H. Chou, J. Hu, and S.C. Zhang, *Phys. Rev. A* 69, 043609 (2004).
 - [5] R. Bhat, L.D. Carr, and M.J. Holland, *Phys. Rev. Lett.* 96, 060405 (2006).
 - [6] S. Tung, V. Schweikhard, and E.A. Cornell, *cond-mat/0607697*.
 - [7] K.W. Madison, F. Chevy, W. Wohlleben, and J. Dalibard, *Phys. Rev. Lett.* 84, 806 (2000); J.R. Abo-Shaeer, C. Raman, J.M. Vogels, and W. Ketterle, *Science*, 292, 476 (2001); I. Coddington, P. Engels, V. Schweikhard, and E.A. Cornell, *Phys. Rev. Lett.* 91, 100402 (2003);
 - [8] O. Morsch and M. Oberthaler, *Rev. Mod. Phys.* 78, 179 (2006).
 - [9] G. Nicolis and I. Prigogine, *Self-Organization in Non-Equilibrium Systems*, Wiley, New York (1977).
 - [10] C.J. Pethick and H. Smith, *Bose-Einstein Condensation in Dilute Gases*, Cambridge University Press, Cambridge (2002).
 - [11] K. Kasamatsu, M. Tsubota, and M. Ueda, *Phys. Rev. A* 67, 033610 (2003).
 - [12] The relative rotation frequency is ramped up as $\Omega = 0.05t + \Omega_f$, where Ω_f is a step function. Throughout the paper, the value of Ω represents the natural value Ω .
 - [13] For rigid-body rotation, the angular momentum per atom is given by $L_z = L_z = \hbar N = (1/2) \int dr (|\psi|^2) r^2 j_\phi$ in our dimensionless scale. Using the centrifugal-force modified Thomas-Fermi radius for the integration region and neglecting the spatial variation of the density due to the vortex cores and the OL, we obtain $L_z = (\sqrt{2U} = 3) (\Omega) = \sqrt{1} (\Omega)$. This result differs from the numerical results by a few factor.
 - [14] S.A. Giordano and G. Baym, *Phys. Rev. A* 70, 033602 (2004).
 - [15] N.R. Cooper, N.K.W. Ilkin, and J.M.F. Gunn, *Phys. Rev. Lett.* 87, 120405 (2001); J. Sinova, C.B. Hanna, and A.H. MacDonald, *ibid.* 89, 030403 (2002); N. Regnault and Th. Jolicoeur, *ibid.* 91, 030402 (2003); M. Snoek and H.T.C. Stoof, *ibid.* 96, 230402 (2006).