

Fermi ionization and fractional statistics in the strongly interacting one-dimensional Bose gas

M. T. Batchelor and X.-W. Guan

Department of Theoretical Physics, Research School of Physical Sciences and Engineering, and
Mathematical Sciences Institute, Australian National University, Canberra ACT 0200, Australia
(Dated: January 19, 2022)

We discuss recent results on the relation between the strongly interacting one-dimensional Bose gas and a gas of ideal particles obeying nonmutual generalized exclusion statistics (GES). The thermodynamic properties considered include the statistical profiles, the specific heat and local pair correlations. In the strong coupling limit $\beta \rightarrow 1$, the Tonks-Girardeau gas, the equivalence is with Fermi statistics. The deviation from Fermi statistics during boson fermionization for finite but large interaction strength is described by the relation $\beta - 1 = 2\epsilon$, where ϵ is a measure of the GES. This gives a quantitative description of the fermionization process. In this sense the recent experimental measurement of local pair correlations in a 1D Bose gas of ^{87}Rb atoms also provides a measure of the deviation of the GES parameter away from the pure Fermi statistics value $\epsilon = 1$. Other thermodynamic properties, such as the distribution profiles and the specific heat, are also sensitive to the statistics. They also thus provide a way of exploring fractional statistics in the strongly interacting 1D Bose gas.

PACS numbers: 03.75.-b, 05.30.Jp, 05.30.Pr

The one-dimensional (1D) Bose gas with delta-function interaction [1, 2] is an elegantly simple exactly solved quantum many-body system which is testable in experiments on trapped quantum gases of ultracold atoms [3, 4, 5, 6, 7, 8, 9]. The model has been extensively studied (see reviews [10, 11, 12, 13, 14, 15, 16, 17]). The novel quantum many-body effects inherent in the 1D interacting Bose gas continue to attract theoretical and experimental interest [8, 9, 18, 19, 20, 21, 22, 23, 24, 25, 26].

In the experiments an effectively 1D system of bosons is made by tightly confining the atomic gas in two radial directions and weakly confining it along the axial direction. In this way the motion of particles along the radial directions is frozen out, thus making the system effectively 1D. The delta-function interaction between bosonic atoms can be realized via short range interaction with an effective coupling constant g_D determined through an effective 1D scattering length a_D [27]. In terms of the atomic mass m the dimensionless coupling constant

$$= \frac{m g_D}{\hbar^2 n}; \quad (1)$$

is varied to characterize different interaction regimes by tuning the coupling strength g_D or the particle number density n . In the weak coupling regime $\beta \rightarrow 1$, the 1D Bose gas can undergo a quasi-Bose-Einstein condensation due to the coherence of individual particle wave functions. In the strong coupling regime $\beta \rightarrow 1$, the bosons behave like impenetrable hard core particles, known as the Tonks-Girardeau gas (TG) [28].

The experimental realization of the 1D TG gas [3, 4, 5, 6, 7, 8] has provided significant insight into the "fermionization" of interacting bosons. During the fermionization process the local pair correlations of strongly interacting bosons gradually vanish as the interaction strength g_D increases [29, 30, 31, 32, 33]. This behaviour was observed clearly in the local pair correlation function ob-

tained from measurements of photoassociation rates in a 1D Bose gas of ^{87}Rb atoms [8]. In particular, the wave functions of two colliding particles tolerate a degree of overlap for nitely strong interaction. This suggests that the behaviour of strongly interacting bosons deviates from pure Fermi behaviour for finite interaction strength. In this sense the quasiparticle excitations of strongly interacting bosons confined in 1D do not obey pure Fermi statistics.

In 1D the dynamical interaction and the statistical interaction are inextricably related due to the pairwise interaction between particles. As a result 1D interacting systems can map to a system of ideal particles obeying Haldane exclusion statistics [34, 35]. Haldane formulated a general description of quantum statistics based on generalized Pauli exclusion statistics, now called generalized exclusion statistics (GES). For GES the dimensionality of the single particle Hilbert space depends linearly on the particle numbers of other species when certain species of particles are added. Soon after the formulation of GES, Wu [35] found that the most probable distribution is determined by GES through counting the dimensionality of the single particle Hilbert space. This definition allows different species to refer to identical particles with different quasimomenta in a wide range of 1D integrable models [35]. Over a decade ago it was shown that the 1D Calogero-Sutherland model [36] and the 1D interacting Bose gas [35, 37] are equivalent to an ideal gas obeying GES. This equivalence has been recently investigated for a 1D model of interacting anyons [38]. An anyon-fermion mapping has been proposed to obtain solutions for several models of ultracold gases with 1D anyonic exchange symmetry [39].

Here we discuss the statistical profiles and the thermodynamic properties of the strongly interacting 1D Bose gas through the GES and thermodynamic Bethe ansatz

(TBA) [40] approaches. The results presented here are a special case of results [38, 41] obtained recently for the more general 1D model of interacting anyons [38, 42], which contains the 1D interacting Bose gas as a special case. Here we highlight and discuss these results in the context of the strongly interacting 1D Bose gas. At low temperatures the quantum statistics of strongly interacting bosons confined in 1D is nonmutual, i.e., the GES parameter introduced in the next Section is given by $\alpha_{ij} = \alpha_{ji}$, which also defines g-on or fractional statistics [43, 44, 45]. The strongly interacting 1D Bose gas implements a continuous range of GES, approaching Fermi statistics with $\alpha = 1$ as the interaction strength $g_{1D} \rightarrow 1$. We discuss the total energy, specific heat and local pair correlations in terms of the interaction strength and the temperature. The results indicate that experiments on the strongly interacting 1D Bose gas may be used as a testing ground for observing fractional statistics.

I. BETHE ANSATZ AND GES

The 1D model of N interacting bosons is defined by the Hamiltonian [1, 2]

$$H_N = \frac{\hbar^2}{2m} \sum_{i=1}^N \frac{\partial^2}{\partial x_i^2} + g_{1D} \sum_{1 \leq i < j \leq N} (x_i - x_j); \quad (2)$$

under periodic boundary conditions. The coupling constant is determined by $g_{1D} = \hbar^2 c/m = 2\hbar^2/(m a_{1D})$ where the coupling strength c is tuned through an effective 1D scattering length a_{1D} via confinement [27]. Hereafter we set $\hbar = 2m = 1$ for convenience. We shall restore physical units in the thermodynamics later. The energy eigenvalues are given by $E = \sum_{j=1}^N k_j^2$, where the individual quasimomenta k_j satisfy the Bethe equations [1]

$$e^{ik_j L} = \prod_{i=1}^N \frac{k_j - k_i + ic}{k_j - k_i - ic}; \quad (3)$$

for $j = 1, \dots, N$. Here L is the length of the system with $n = N/L$ the particle density.

In the thermodynamic limit, $L \rightarrow \infty$ with n finite, the ground state energy per particle is given by $E/N = n^2 e(\alpha)$ where

$$e(\alpha) = \frac{1}{3} \int_{-1}^1 x^2 dx; \quad (4)$$

The quasimomentum distribution function $\rho(x)$ and the parameter $\alpha = c/Q$, where Q is the cut-off momentum at zero temperature, are determined by the integral equation

tion [1]

$$\begin{aligned} \rho(x) &= \frac{1}{2} + \frac{1}{2\pi} \int_{-1}^1 \frac{y dy}{x^2 + (x-y)^2}; \\ &= \int_{-1}^1 \rho(x) dx; \end{aligned} \quad (5)$$

In the strong and weak coupling limits, the leading terms in the ground state energy can be obtained analytically from the Bethe equations (3) [11, 22, 46] or (5) [1, 47]. In the strong coupling regime $\alpha \rightarrow 1$ the ground state energy per particle is given by

$$\frac{E_0}{N} = \frac{\hbar^2}{2m} \frac{1}{3} n^2 \alpha = \frac{1}{3} n^2; \quad (6)$$

The low-lying excitations close to the Fermi surface have a linear dispersion $E = E_0 + p v_c$ with sound velocity $v_c = v_F (1 - \alpha^2)$ as $p \rightarrow 0$ in the thermodynamic limit. Here the Fermi velocity $v_F = 2/n$. Further, from the discrete Bethe equations (3) the finite-size corrections to the ground state energy for strong coupling in the thermodynamic limit are given by [46]

$$E_0(N; L) = L \epsilon_0^{(1)} = \frac{C v_c}{6L} + O(L^{-2}); \quad (7)$$

with central charge $C = 1$.

Now consider the 1D interacting Bose gas from the perspective of GES. The GES parameter α_{ij} is defined through the linear relation $d_i = N_j - \alpha_{ij}$ [34], i.e., the number of available single particle states of species i , denoted by d_i , depends on the number of other species $fN_j g$ when one particle of species i is added. Thus d_i is given by [35, 37]

$$d_i(fN_j g) = G_i^0 + \sum_j \alpha_{ij} N_j; \quad (8)$$

Here $G_i^0 = d(f0g)$ is the number of available single particle states with no particles present in the system. The GES parameter can be determined by the two-body scattering matrix

$$\alpha_{ij} = \langle k; k^0 | = \langle k; k^0 | \frac{1}{2} \phi(k - k^0); \quad (9)$$

through counting the available states in quasimomentum space. Here the function

$$\phi(x) = \frac{2c}{c^2 + x^2}; \quad (10)$$

All accessible states $D_i = d_i + N_i - 1$ in a momentum interval k_i can be determined by the Bethe ansatz result

$$D_i = \frac{1}{2} + \frac{1}{2} \int_{-1}^1 dk^0 \phi(k - k^0) \rho(k^0); \quad (11)$$

Here ρ and ρ_h are the density of occupied states and the density of holes in interval k_i , respectively.

The equivalence between 1D interacting bosons and ideal particles obeying GES is clearly seen from the equivalence between the TBA [40] result

$$\epsilon(k) = \epsilon_0(k) + \frac{T}{2} \sum_{j=1}^{\infty} \frac{1}{j} \ln(1 + e^{-(\epsilon_0(k) - \epsilon_0(k-j)) / (k_B T)}) \quad (12)$$

and the GES equation [35]

$$(1 + w_i)^Y \prod_j \frac{w_j}{1 + w_j} = e^{(\epsilon_i - \epsilon_0) / (k_B T)}; \quad (13)$$

on setting $w_i = e^{(\epsilon_i - \epsilon_0) / (k_B T)}$. Here $\epsilon(k)$ is the dressed energy measuring the energy above the Fermi surface, with $\epsilon_0(k) = k^2$.

In the above equations, the most probable distribution is given by $\prod_j (w_j / (1 + w_j))^{n_j} = 1$ with $n_i = N_i / G_i$ and $i_j = i_j G_j / G_i$ [35]. For $\epsilon = 0$ the GES result (13) reduces to Bose statistics. For $i_j = 1$ it reduces to Fermi statistics. The above equivalence is valid for the case $c > 0$. We note that this type of connection between TBA and GES is very general. For 1D interacting system with internal degrees of freedom the equivalence appears to be with ideal particles obeying multi-component exclusion statistics [48, 49, 50, 51].

II. DISTRIBUTION PROFILES AND THERMODYNAMIC PROPERTIES

In this section we concentrate on the distribution profiles and the thermodynamics of the strongly interacting 1D Bose gas. In general, the 1D interacting many-body systems have mutual GES with quasiparticle excitations in momentum space. The quasiparticle excitations in these systems can be viewed as anyons with imperfect exclusion. In the GES description above, the state counting only involves real quasimomenta roots. For complex quasimomenta roots, Wu's statistics (13) is not valid. For the 1D Bose gas, we restrict our attention to the repulsive regime, i.e., $g_{1D} > 0$. From (13) we see that at zero temperature there exists a Fermi-like surface with energy $\epsilon_F = \epsilon_0$, where $n(k) = 1$ if $\epsilon(k) < \epsilon_0$ and $n(k) = 0$ if $\epsilon(k) > \epsilon_0$. Therefore at low temperatures, a relatively small number of particles are excited above the Fermi surface leaving an unequal amount of holes below the Fermi surface. For strong coupling and at low temperatures, the majority of particles are below the surface. It is reasonable to expect that the statistics of the particles at finite temperatures are equal to the statistics at zero temperature [38, 41, 48]. Varying the repulsive interaction from weak coupling $\epsilon = 0^+$ to the strong coupling limit $\epsilon \rightarrow \infty$ is equivalent to varying from Bose statistics to Fermi statistics with $\epsilon \rightarrow \infty$ for ideal particles obeying GES. We see from the TBA result (12) that for $c = 0^+$

$$\epsilon(k) = k^2 + \frac{T}{2} \ln(1 + e^{-(k^2 - \epsilon_0) / (k_B T)}); \quad (14)$$

Further, from the Bethe ansatz result (11) we have $\epsilon_h = 1/2$. Thus the distribution function is obtained as

$$n(k) = \frac{1}{2} \frac{1}{e^{(k^2 - \epsilon_0) / (k_B T)} + 1}; \quad (15)$$

which represents the Bose statistics with $\epsilon = 0$. This relation is easily seen from the GES result (13) with $\epsilon = 0$.

In the strong coupling regime and at low temperatures, the relation between the densities and ϵ_h is $2(\epsilon_h + \epsilon_0) = 1$ with nonmutual GES determined by

$$1 = \frac{2}{\epsilon_h}; \quad (16)$$

The density relation gives the most probable distribution $n(\epsilon) = 2$ to be [41]

$$n(\epsilon) = \frac{w(\epsilon)}{1 + (w(\epsilon) - 1)w(\epsilon)}; \quad (17)$$

$$\ln(1 + w(\epsilon)) - \ln w(\epsilon) = \frac{\epsilon}{k_B T}; \quad (18)$$

The relations (17) and (18) provide an alternative path to the thermodynamics of the 1D interacting Bose gas via well established results in quantum statistics. In particular, following Isakov et al. [52] and Iguchi [53], at low temperatures, i.e., for $T < T_d$, where $T_d = \frac{\epsilon_d^2}{2m} n^2$ is the quantum degeneracy temperature, the thermodynamics of ideal particles obeying GES can be derived from the fractional statistics distribution $n(\epsilon)$ via Sommerfeld expansion. Thermodynamic properties such as the total energy E and the pressure may be calculated directly from (20) in terms of the integral $I[f]$ given in Ref. [52] for ideal particles obeying GES.

In order to calculate the thermodynamic properties, we write the particle number and total energy as

$$N = \int_{-\infty}^{\infty} d\epsilon G(\epsilon) n(\epsilon); \quad (19)$$

$$E = \int_{-\infty}^{\infty} d\epsilon G(\epsilon) \epsilon n(\epsilon); \quad (20)$$

in terms of the density of states $G(\epsilon)$ given by

$$G(\epsilon) = L = 2 \frac{\epsilon^{1/2}}{2m}; \quad (21)$$

In this way we find the chemical potential [41]

$$\mu = \epsilon_0 + c_2 t^2 + c_3 t^3 + c_4 t^4 + O(t^5); \quad (22)$$

in terms of the effective temperature $t = k_B T = \epsilon_0$, where $\epsilon_0 = \frac{\epsilon_d^2}{2m} n^2$. The first few coefficients are given by

$$\begin{aligned} c_2 &= \frac{2}{12}; \\ c_3 &= \frac{3}{4} (3) (1); \\ c_4 &= \frac{4}{144} (3^2 + 3^2); \end{aligned} \quad (23)$$

with the constant $(3) = \prod_{n=1}^{\infty} \frac{1}{n^3} = 1/20206$.

On the other hand, for the strongly interacting Bose gas, the distribution function obtained from the TBA results (11) and (12) is

$$n(\epsilon) = 2^{-1} \left(1 + e^{\frac{\epsilon}{k_B T}} \right)^{-1}; \quad (24)$$

with the dispersion relation $\epsilon = \frac{\hbar^2}{2m} k^2$. Here the chemical potential is given by

$$\mu = \epsilon_0 \left(1 + \frac{2}{12} t^2 + \frac{4}{36} t^4 + O(t^6) \right); \quad (25)$$

It follows that in the strong coupling limit the chemical potential (22) derived from GES coincides with the TBA result (25). For $\gamma \gg 1$ they coincide to the order shown, with the coefficient c_3 in (GES- μ) vanishing. For comparison, the distribution profiles obtained from GES (17) with (18) and the TBA result (24) with (25) are shown in Figure 1. There is good agreement between the results obtained from the two approaches for strongly interacting bosons. At low temperatures the distributions for strongly interacting bosons clearly deviate from pure Fermi statistics. As seen in Figure 1, the height of the distribution function $n(\epsilon)$ approaches the Fermi statistics value $n(\epsilon) = 1$ with increasing interaction strength

at zero temperature. During the fermionization process, i.e. as γ increases from large but finite values to infinity, more than one particle is allowed to occupy a single quantum state. This signature is attributable to the collective behaviour of interacting bosons.

At low temperatures, the thermodynamic properties derived from GES coincide with the ones derived from the TBA [41]. The total energy obtained from the TBA result (24) is

$$\frac{E}{E_0} = 1 + \frac{1}{4} \gamma^2 + 1 + \frac{8}{\gamma^2} + \frac{1}{20} \gamma^4 + 1 + \frac{16}{\gamma^4}; \quad (26)$$

in terms of the effective temperature $\gamma = k_B T = T_d$ with degeneracy temperature $T_d = \frac{\hbar^2}{2m} n^2$ and where $E_0 = \frac{1}{3} N \epsilon_0$ is the ground state energy (6) at zero temperature. Figure 2 shows a plot of the total energy per particle in units of the Fermi energy

$$E_F = \frac{\hbar^2}{2m} \frac{1}{3} n^2; \quad (27)$$

as a function of the coupling constant and the effective temperature γ . It is apparent that the energy increases slowly as the effective temperature increases, with the total energy mainly dominated by the dynamical interaction. The thermal fluctuations are largely suppressed. The energy curve approaches that obtained with Fermi statistics as $\gamma \rightarrow 1$, namely in the TG limit.

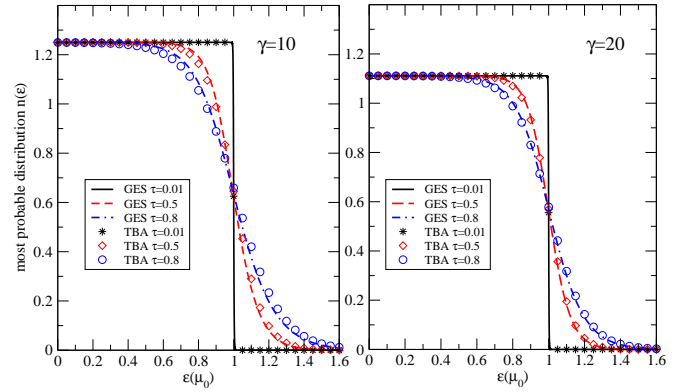


FIG. 1: Comparison between the GES and TBA results for the most probable distribution profiles $n(\epsilon)$ for the values $\gamma = 10$ (left panel) and $\gamma = 20$ (right panel) at different values of the degeneracy temperature $\gamma = k_B T = T_d$. At zero temperature $n(\epsilon) = 1$ which leads to a Fermi surface at $\epsilon = 0$. This surface gradually decreases with increasing temperature due to a large number of holes appearing below the surface. Pure Fermi statistics are obtained in the limit $\gamma \rightarrow 1$. The solid lines show the most probable GES distribution for ideal particles derived from (17) with (22). The symbols indicate the corresponding distributions evaluated from the TBA result (24) for interacting bosons.

The specific heat is given by $\varphi = \frac{\partial E}{\partial T} N, L$ with result

$$c_v = \frac{1}{6} N k_B \left(1 + \frac{4}{\gamma^2} + \frac{4}{10 \gamma^2} + 1 + \frac{12}{\gamma^2} \right); \quad (28)$$

Figure 3 shows a plot of the specific heat as a function of the effective temperature for different interaction strength. For small temperatures the specific heat is almost linearly increasing with γ . Similar behaviour was found in the q-deformed Bose gas [54]. For strongly interacting bosons the specific heat deviates from the free Fermi curve as γ decreases. This is mainly because the dynamical interaction lowers the entropy in fermionization. In general the specific heat reveals an important signature of the quantum statistics of interacting many-body systems as it sensitively depends on the GES parameter γ .

We now consider the local pair correlations for the strongly interacting 1D Bose gas and their role in revealing GES. The one-body and two-body correlation functions are key quantities for describing the quantum degenerate signature of 1D interacting systems [29, 30, 31, 32, 33]. The momentum distribution and the static structure factor can be obtained from the Fourier transform of the one-body and two-body correlation functions, respectively. The local three-body correlation gives the three-body recombination rate. Uni-

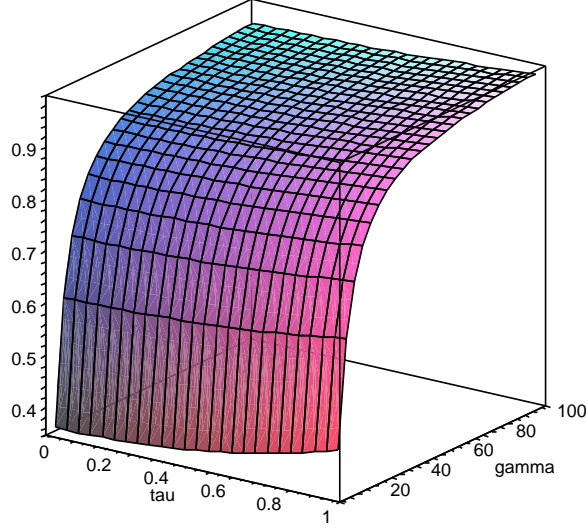


FIG. 2: The total energy per particle in units of the free Fermi energy E_F as a function of the effective temperature and the coupling strength.

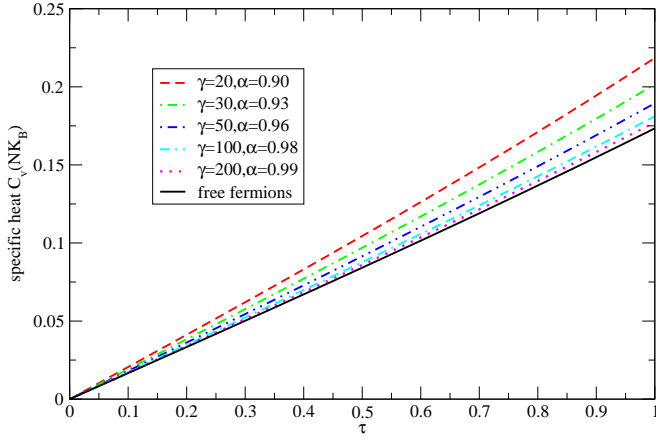


FIG. 3: Specific heat (28) in units of $N K_B$ as a function of the degeneracy temperature for the interaction parameter values $\gamma = 20; 30; 50; 100; 200; 1$. The values of the statistical parameter vary with respect to according to (16).

versality in correlation functions is of particular interest in theory [14, 29, 30, 31, 32, 33, 55] and experiment [4, 8]. In particular, the local pair correlations for the 1D Bose gas have been observed experimentally by measuring photoassociation rates [8]. Physically, the local pair correlation is a measure of the probability of observing two particles in the same place.

In the grand canonical description, the two-particle lo-

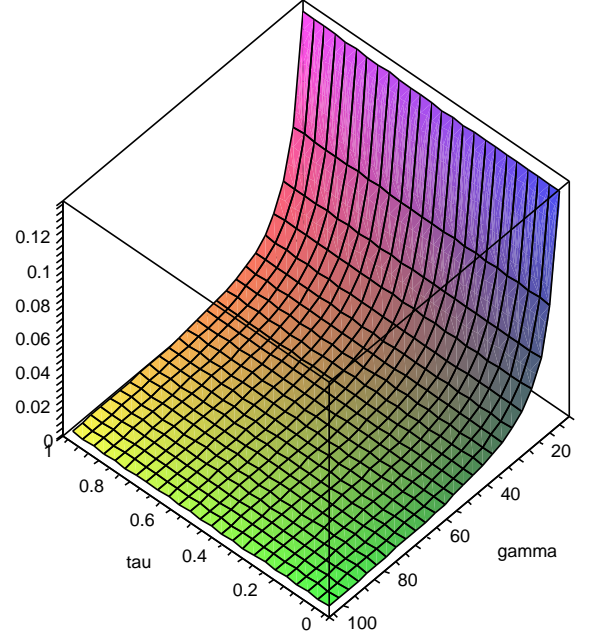


FIG. 4: The local pair correlation $g^{(2)}(0)$ as a function of the effective temperature and the coupling strength.

cal correlation is given by [12, 29, 31]

$$g^{(2)}(0) = \frac{2m}{\hbar^2 n^2} \frac{\partial f(\beta; \gamma)}{\partial \beta} \bigg|_{n; \gamma} ; \quad (29)$$

where $f = -2E/N$ is the free energy per particle. In this way the result

$$g^{(2)}(0) = \frac{4}{3} \frac{1}{\gamma^2} \left(1 + \frac{2}{4\gamma^2} + \frac{3}{80\gamma^4} \right) ; \quad (30)$$

for the two-particle local correlation at low temperatures follows from the TBA. Figure 4 shows the local pairing correlation as a function of the effective temperature and the interaction strength. We see that the dynamical interaction dramatically reduces the pair correlation due to decoherence between individual wave functions. It tends to zero as $\gamma \rightarrow 1$, namely in the TG limit. Moreover, the pair correlation is only weakly dependent on the temperature because the thermal fluctuations are suppressed at the temperatures $T \gg T_d$. The experimental values for the local pair correlations [8] are in excellent agreement with the theoretical result (30) for over a wide range of interaction strength for $\gamma > 0$.

III. DISCUSSION

We have demonstrated that the statistical properties of the strongly interacting 1D Bose gas at low temperatures are equivalent to those of a gas of ideal particles obeying

nonmutual GES. For the strong coupling limit $\beta \rightarrow 1$, the TG gas, the equivalence is with Fermi statistics. The deviation from Fermi statistics during the fermionization process is described by the relation $\beta \rightarrow 2$, where β is a measure of the GES. In the strong coupling regime the local pair correlation function (30) may also be written as

$$g^{(2)}(0) = \frac{2}{3}(1 - \beta)^2 + 1 + \frac{2}{4\beta^2} + \frac{3}{80\beta^4} : \quad (31)$$

This suggests the possibility of observing the quantum degenerate behaviour of ideal particles obeying GES through experiments on 1D interacting systems. In this sense the recent experimental measurement of the local pair correlation function in a 1D Bose gas of ^{87}Rb atoms [8] also provides a measurement of GES. In particular,

the deviation of the GES parameter away from the pure Fermi statistics value $\beta = 1$. This gives a quantitative description of the fermionization process. Other thermodynamic properties, such as the distribution profiles depicted in Figure 1 and the specific heat, are also sensitive to the statistics. They also thus provide a way of exploring fractional statistics in the strongly interacting 1D Bose gas.

Acknowledgments. This work has been supported by the Australian Research Council. The authors thank M. Bortz and C. Lee for helpful discussions on the 1D Bose gas. M.T.B. also thanks the organizers of the Scientific Seminar on Physics of Cold Trapped Atoms at the 15th Laser Physics Workshop for the opportunity to present our results.

-
- [1] E. H. Lieb and W. Liniger, *Phys. Rev.* **130**, 1605 (1963).
 - [2] J. B. McGuire, *J. Math. Phys.* **5**, 622 (1964).
 - [3] H. Moritz, T. Stoferle, M. Kohl and T. Esslinger, *Phys. Rev. Lett.* **91**, 250402 (2003).
 - [4] B. L. Tolra, K. M. O'Hara, J. H. Huckans et al, *Phys. Rev. Lett.* **92**, 190401 (2004).
 - [5] B. Paredes, A. Widera, V. Murg et al, *Nature* **429** 277 (2004).
 - [6] T. Kinoshita, T. Wenger and D. S. Weiss, *Science* **305**, 1125 (2004).
 - [7] L. Pollet, S. M. A. Rombouts and P. J. H. Denteneer, *Phys. Rev. Lett.* **93**, 210401 (2004).
 - [8] T. Kinoshita, T. Wenger and D. S. Weiss, *Phys. Rev. Lett.* **95**, 190406 (2005).
 - [9] T. Kinoshita, T. Wenger and D. S. Weiss, *Nature* **440**, 900 (2006).
 - [10] D. C. Mattis, *The Many-Body Problem* (World Scientific, Singapore, 1993).
 - [11] M. Gaudin, *La fonction d'onde de Bethe*, (Commissariat à l'Energie Atomique, Paris, 1983).
 - [12] V. E. Korepin, A. G. Izergin and N. M. Bogoliubov, *Quantum Inverse Scattering Method and Correlation Functions* (Cambridge University Press, Cambridge, 1993).
 - [13] M. Takahashi, *Thermodynamics of One-Dimensional Solvable Models* (Cambridge University Press, Cambridge, 1999).
 - [14] M. A. Cazalilla, *2004 J. Phys. B* **37**, S1 (2004).
 - [15] D. S. Petrov, D. M. Gangardt and G. V. Shlyapnikov, *J. Phys. IV France* **116**, 5 (2004).
 - [16] V. I. Yukalov, *Laser Phys. Lett.* **1**, 435 (2004).
 - [17] V. I. Yukalov and M. D. Girardeau, *Laser Phys. Lett.* **2**, 375 (2005).
 - [18] V. V. Cheianov, H. Smith and M. B. Zvonarev, *Phys. Rev. A* **73**, 051604 (2006).
 - [19] B. Damski, *Phys. Rev. A* **73**, 043601 (2006).
 - [20] J.-S. Caux and P. Calabrese, *cond-mat/0603654*.
 - [21] B. Schmidt and M. Fleischhauer, *cond-mat/0608351*.
 - [22] P. J. Forrester, N. E. Frankel and M. I. Makin, *cond-mat/0607542*.
 - [23] A. del Campo and J. G. Muga, *cond-mat/0511747*.
 - [24] H. Buljan, O. Manela, R. Pezer, A. Vardi and M. Segev, *cond-mat/0605554*.
 - [25] Y. Yu, *cond-mat/0605197*; *cond-mat/0603340*.
 - [26] M. Rigol, V. Dunjko, V. Yurovsky and M. Olshanii, *cond-mat/0604476*.
 - [27] M. Olshanii, *Phys. Rev. Lett.* **81**, 938 (1998); V. Dunjko, V. Lorent and M. Olshanii, *Phys. Rev. Lett.* **86**, 5413 (2001).
 - [28] L. Tonks, *Phys. Rev.* **50**, 955 (1936); M. Girardeau, *J. Math. Phys.* **1**, 516 (1960).
 - [29] D. M. Gangardt and G. V. Shlyapnikov, *Phys. Rev. Lett.* **90**, 010401 (2003); K. V. Khentzian, D. M. Gangardt, P. D. Drummond and G. V. Shlyapnikov, *Phys. Rev. Lett.* **91**, 040403 (2003).
 - [30] P. J. Forrester, N. E. Frankel, T. M. Garoni and N. S. Witte, *Phys. Rev. A* **67**, 043607 (2003).
 - [31] M. A. Cazalilla, *Phys. Rev. A* **67**, 053606 (2003).
 - [32] M. Olshanii and V. Dunjko, *Phys. Rev. Lett.* **91**, 090401 (2003).
 - [33] G. E. Astrakharchik and S. Giorgini, *Phys. Rev. A* **68**, 031602 (2003); G. E. Astrakharchik and S. Giorgini, *J. Phys. B*, **39**, S1 (2006).
 - [34] F. D. M. Haldane, *Phys. Rev. Lett.* **67**, 937 (1991).
 - [35] Y.-S. Wu, *Phys. Rev. Lett.* **73**, 922 (1994); D. Bernard and Y.-S. Wu, *cond-mat/9404025*.
 - [36] Z. N. C. Ha, *Phys. Rev. Lett.* **73**, 1574 (1994); M. V. N. Murthy and R. Shankar, *Phys. Rev. Lett.* **73**, 3331 (1994); Z. N. C. Ha, *Nucl. Phys. B* **435**, 604 (1995).
 - [37] S. B. Isakov, *Phys. Rev. Lett.* **73**, 2150 (1994).
 - [38] M. T. Batchelor, X.-W. Guan and N. Oelkers, *Phys. Rev. Lett.* **96**, 210402 (2006).
 - [39] M. D. Girardeau, *cond-mat/0604357*.
 - [40] C. N. Yang and C. P. Yang, *J. Math. Phys.* **10**, 1115 (1969).
 - [41] M. T. Batchelor and X.-W. Guan, *cond-mat/0606353*.
 - [42] A. Kundu, *Phys. Rev. Lett.* **83**, 1275 (1999).
 - [43] C. Nayak and F. Wilczek, *Phys. Rev. Lett.* **73**, 2740 (1994).
 - [44] D. Sen and R. K. Bhaduri, *Phys. Rev. Lett.* **74**, 3912 (1995).
 - [45] A. Khare, *Fractional Statistics and Quantum Theory*

- (World Scientific, Singapore, 2005).
- [46] M. T. Batchelor, X.-W. Guan and J. B. McGuire, *J. Phys. A* **37**, L497 (2004); M. T. Batchelor, M. Bortz, X.-W. Guan and N. Oelkers, *J. Stat. Mech.* P03016 (2006).
 - [47] M. Wadati, *J. Phys. Soc. Jpn* **71**, 2657 (2002).
 - [48] Y. Hatsugai, M. Kohmoto, T. Komatsu and Y.-S. Wu, *Phys. Rev. B*, **54**, 5358 (1996).
 - [49] T. Fukui and N. Kawakami, *Phys. Rev. B* **51**, 5239 (1995).
 - [50] B. Sutherland, *Phys. Rev. B* **56**, 4422 (1997).
 - [51] K. Iguchi, *Phys. Rev. B* **61**, 12757 (2000).
 - [52] S. B. Isakov, D. P. Arovas, J. Myrheim and A. P. Polychronakos, *Phys. Lett. A* **212**, 299 (1996); S. B. Isakov, *Int. J. Mod. Phys. A* **9**, 2563 (1994).
 - [53] K. Iguchi, *Int. J. Mod. Phys. B* **11**, 3551 (1997).
 - [54] M. Bortz and S. Sergeev, *Eur. Phys. J. B* **51**, 395 (2006).
 - [55] F. D. M. Haldane, *Phys. Rev. Lett.* **47**, 1840 (1981).