

# Metastability in Markov processes

H. Larralde, F. Leyvraz and D. P. Sanders

Centro de Ciencias Físicas, UNAM, Apartado postal 48-3, C. P. 62551, Cuernavaca,  
Morelos, Mexico

E-mail: hernan@fis.unam.mx, leyvraz@fis.unam.mx and dsanders@fis.unam.mx

**Abstract.** We present a formalism to describe slowly decaying systems in the context of finite Markov chains obeying detailed balance. We show that phase space can be partitioned into approximately decoupled regions, in which one may introduce restricted Markov chains which are close to the original process but do not leave these regions. Within this context, we identify the conditions under which the decaying system can be considered to be in a metastable state. Furthermore, we show that such metastable states can be described in thermodynamic terms and define their free energy. This is accomplished showing that the probability distribution describing the metastable state is indeed proportional to the equilibrium distribution, as is commonly assumed. We test the formalism numerically in the case of the two-dimensional kinetic Ising model, using the Wang-Landau algorithm to show this proportionality explicitly, and confirm that the proportionality constant is as derived in the theory. Finally, we extend the formalism to situations in which a system can have several metastable states.

## 1. Introduction

The description of macroscopic states has been achieved successfully in the case of systems which are in thermodynamic equilibrium. Indeed, for these, Gibbs' approach via the canonical or other ensembles, describes in a well-defined manner most equilibrium systems (under appropriate ergodicity assumptions), and is also well-supported by experiment. On the other hand, the goal of similarly describing appropriate macroscopic states for systems out of equilibrium has, so far, not been achieved in general, and the attempts to do so have met with serious difficulties.

An interesting intermediate case is found for so-called metastable systems. These arise typically near first order phase transitions, when a phase, which is not the thermodynamically most stable one for the values of the parameters considered, is nevertheless observed to persist over very long times. A typical instance occurs, for example, when a system is rapidly quenched from a region in which a given phase is stable to another region in which the phase is unstable.

Traditionally (see, for example, Maxwell [1]), such states have been considered in a purely thermodynamic framework. Analytic forms of the free energy, which involved non-convexities, were taken to reflect physical reality, and the states showing local thermodynamic stability (for example, those which have positive susceptibility or compressibility) were identified with metastable states as observed in nature. This straightforward explanation, however, suffered a serious blow when it was understood that short-range systems must necessarily have convex free energies, as was shown, for example, in [2]. The presence of non-convex parts in the free energy of a van der Waals system is hence necessarily linked to the fact that the van der Waals model is exact only in the limit of long-range potentials.

Nevertheless, a great deal of work followed along these lines. In particular, Langer [3] showed how the original program of Maxwell and van der Waals could be carried out under quite reasonable assumptions on the nature of the singularities present near the coexistence curve of two phases. The metastable phase was there assumed to be destabilized by the possible (but very unlikely) presence of large droplets of the stable phase. That droplets of the stable phase are unlikely to arise was explained by the fact that they must appear previously as smaller droplets, which are themselves highly unlikely, since they are strongly suppressed by the effect of surface tension. In such models, the free energy and the partition function are obtained from the corresponding equilibrium quantities by a highly non-trivial analytic continuation around an essential singularity. The reason why the physical metastable free energy should be identified with the result of such an analytical continuation, however, is not entirely clear in this approach. Indeed, this could hardly be otherwise, since the basic objects with which this framework operates are drawn from equilibrium statistical mechanics, whereas the metastable state, being subject to decay to a state very different from itself, is intrinsically a non-equilibrium object, albeit perhaps a particularly simple one.

In a different line of attack, Penrose and Lebowitz [4] studied metastability directly

from a dynamical point of view. Their considerations were limited to rather particular models, but the principles involved seem capable of great generalization. The crucial idea was the introduction of a restricted ensemble, defined in such a way as to prevent nucleation from ever taking place. If such a dynamics could indeed be defined in such a way as to have the characteristics of a typical equilibrium process, then the thermodynamic approach would be, in a sense, vindicated.

In more recent work, Gaveau and Schulman [5] have succeeded in making this quite precise in the very general framework of arbitrary Markov processes. Their approach consists in assuming that some non-equilibrium eigenstate of the linear operator arising in the master equation describing the dynamics has an anomalously small eigenvalue with respect to all others. In systems for which the thermodynamic limit has not yet been taken, arguments taken from the classical theory of nucleation will often strongly suggest the existence of such slowly decaying states. As to the thermodynamic limit, it has been forcefully argued in [5] that it may in fact be quite misleading when applied to metastable systems. In their work, they essentially show the following:

- (i) Under their assumptions, the space of configurations separates into two disjoint subsets, which are both almost invariant under the dynamics, one of which can be identified as the metastable region. In particular, if the system is started in this region and allowed to evolve until it attempts to leave it, after which it is killed, then the evolution of the system is similar to that in which the system evolves in the usual manner.
- (ii) Similarly, they show that the average time to escape from the metastable region is very large.

In this work we develop a rather simple formalism, along lines similar to those of Gaveau and Schulman, that sharpens and extends their results in various ways; our development was outlined in [6]. We confine ourselves to ergodic and acyclic processes satisfying detailed balance, for which the stationary distribution can unambiguously be identified with the equilibrium distribution in the appropriate ensemble of statistical mechanics. For such systems, a restricted dynamics in which the process is reflected, instead of killed, each time it attempts to leave the metastable region is shown to also be close to the original process. (This kind of restriction was also used in a slightly more specific context in [7].) This restricted process reaches an equilibrium state described by a distribution which is proportional to the equilibrium distribution of the original unrestricted process. We also show that under suitable conditions, any initial condition decays quickly into either a metastable state, in which case the system is described by the equilibrium distribution of the restricted process, or to equilibrium.

In this respect, another important point in which we sharpen the results of Gaveau and Schulman is the following: they prove that on average it takes a long time for a system to decay from the metastable phase to equilibrium. This, however, is not enough to account for the expected behavior of metastable systems: for example, if a system were to decay in a time of order one with probability 1 and in a time of order

<sup>2</sup> with probability  $\epsilon$ , then the average decay time would be of order  $\epsilon^{-1}$ , and hence would diverge as  $\epsilon \rightarrow 0$ , yet no one would call such a system metastable. Indeed, in agreement with [7], one expects metastable states to reach a (quasi-)stationary regime quickly and then, in a relatively abrupt manner, decay to equilibrium. The broadness of the distribution of the time intervals during which the state remains in the metastable (quasi-)stationary state is what gives rise to the slow decay of the distribution describing such a state. Here we show that, under the assumptions required to define metastability, it is in fact true that the probability of decay in a short time is very small, in accordance with the intuitive picture given above.

These results support the idea behind the restricted process approach. Furthermore, since we are really dealing with partition functions of two systems, both of which are equilibrium systems, the logarithm of the proportionality constant is related to the difference in free energy between the unrestricted and restricted systems, corresponding to the stable and the metastable phases respectively.

Another interesting consequence of these observations is the following: since a metastable system can, to a good approximation, be described by an equilibrium process over certain time scales and the usual connections between time correlations and response to small external perturbations (fluctuation-dissipation theorem) hold exactly in the restricted dynamics, then, again to a good approximation, they will also hold in the metastable state. It is therefore legitimate, say, to measure the frequency dependent susceptibility in a metastable state by computing the Fourier transform of the magnetization autocorrelation function [8].

To illustrate some of the results described above, we study a two-dimensional Ising model subject to an external field. We parameterize the phase space by reduced variables (in this case magnetization and total spin interaction energy, which are adequate for the system sizes we are considering) and evaluate the equilibrium distribution over the complete parameter space using the Wang-Landau algorithm. Within the metastable region, we compare the equilibrium distribution to the metastable distribution obtained from Monte Carlo simulations of the kinetic Ising system. In the metastable region within the space of reduced variables, we show that the metastable distribution is indeed proportional to the equilibrium distribution, with the proportionality constant being as derived in the theory.

Finally, we extend the formalism to the case in which the system has several metastable states. This gives rise to minor complications due to the possibility that the system may decay to equilibrium by passing through other metastable states.

The outline of the paper is as follows. In Section 2, we review the formalism, which is similar to that used by Gaveau and Schulman, and the assumptions and notation to be used throughout the paper. In Section 3, we present and derive the results described above in the case where the system has a single metastable state. In Section 4, we show how our ideas can be applied to the Ising model, at least for sufficiently small systems. The results shown in the previous sections can be confirmed using this test model. In Section 5, we discuss the complications appearing when a finite number of metastable

states are taken into account, instead of only one. Finally, in Section 6, we present some conclusions and outlook.

## 2. Theoretical framework

We set up the description of slowly decaying as well as metastable states within the general framework of Markov process, which can then be applied to a large variety of systems. Given a finite set of elements  $\Omega$ , we consider a continuous time Markov chain on this set defined by transition rates  $W_{ij}$ . The probability  $P(i; t)$  to encounter the system at time  $t$  in the configuration  $i$  then obeys the master equation

$$\frac{\partial P}{\partial t}(i; t) = \sum_{j \in \Omega} [W_{ji} P(j; t) - W_{ij} P(i; t)] \quad (1)$$

If this Markov process satisfies the conditions of ergodicity and aperiodicity, see [9], which are usually satisfied in the systems we are interested in, then the probability distribution  $P(i; t)$  approaches a unique equilibrium distribution  $P_0(i)$  as  $t \rightarrow \infty$ .

We will further assume that the system obeys detailed balance. That is,

$$W_{ij} P_0(j) = W_{ji} P_0(i) \quad (2)$$

holds for all  $i, j \in \Omega$ . We rewrite (1) in the operator form

$$\frac{\partial P}{\partial t} = LP; \quad (3)$$

where  $P$  is a vector with index  $i$ , and  $L$  is a linear operator on the space of all such vectors. A scalar product of two vectors  $P$  and  $Q$  can be defined as

$$(P; Q) := \sum_{i \in \Omega} \frac{P(i) Q(i)}{P_0(i)}; \quad (4)$$

under which, given the detailed balance condition (2), the operator  $L$  is self-adjoint:

$$(P; LQ) = (LQ; P); \quad (5)$$

Since the underlying vector space is finite-dimensional, there is a complete orthonormal set of  $N$  eigenvectors  $P_n$  satisfying

$$LP_n = -\lambda_n P_n; \quad (6)$$

where the  $\lambda_n$  are by definition arranged in increasing order, and  $N$  is the number of elements of  $\Omega$ , i.e. the number of possible configurations. The existence of an equilibrium distribution implies that  $\lambda_0 = 0$  and the corresponding  $P_0$  is in fact the equilibrium distribution. All other  $\lambda_n$  are strictly positive.

Using the orthonormality of the  $P_n$  we can write

$$(P_0; P_n) = \sum_{i \in \Omega} P_n(i) P_0(i) = \delta_{n,0}; \quad (7)$$

<sup>z</sup> Note that we are dealing with finite systems only, so that problems of ergodicity due to, say, phase transitions do not arise.

implying that  $P_0(\cdot)$  is normalized and that adding to it arbitrary multiples of  $P_n(\cdot)$ , when  $n \geq 1$ , does not alter this normalization. The completeness of the eigenvectors (6) implies that

$$P_0(\cdot) = \sum_{n=0}^{\infty} \frac{P_n(\cdot)P_n(\cdot_0)}{P_0(\cdot_0)}; \quad (8)$$

This leads to an exact expression for the probability of arriving from  $\cdot_0$  to  $\cdot$  in time  $t$ :

$$P(\cdot; t; \cdot_0; 0) = e^{Lt} P_0(\cdot) = P_0(\cdot) + \sum_{n=1}^{\infty} \frac{P_n(\cdot)P_n(\cdot_0)}{P_0(\cdot_0)} e^{-\lambda_n t}; \quad (9)$$

In the following, we shall say that a system is slowly decaying if at least one of its eigenvalues  $\lambda_n$  is much less than all the others. At first, we shall limit ourselves to the case in which there is only one slow eigenvalue, that is, when  $\lambda_1 \ll \lambda_n$  for all  $n \geq 2$ .

Now consider a process evolving from the initial condition  $\cdot_0$ . Then, from (9), in the relevant time range  $t_2^{-1} \ll t \ll t_1^{-1}$ , one finds that the configuration  $\cdot$  is occupied with the following (time-independent) probability

$$P(\cdot) = P_0(\cdot) + \frac{P_1(\cdot_0)}{P_0(\cdot_0)} P_1(\cdot); \quad (10)$$

Note that, due to (7), this is normalized. Also, since it differs exponentially little from the exact result, we may conclude that it is positive, except perhaps in some places where it assumes exponentially small negative values. This situation can be corrected by setting the negative values to zero and recomputing the normalization, which leads to negligible alterations.

This result focuses our attention on the value  $P_1(\cdot_0) = P_0(\cdot_0)$ , which characterizes the nature of the initial condition. This quantity will be central to all that follows. In particular it will allow us to determine when the initial condition can be called metastable and the resulting probability distribution given by (10) can justifiably be identified with that of a metastable state.

In what follows, we denote  $P_1(\cdot) = P_0(\cdot)$  by  $C(\cdot)$ , and the maximum value of  $C(\cdot)$  over all  $\cdot \in \Omega$  by  $C$ . Next we define the sets  $\Omega_m$  and  $\Omega_{eq}$  as follows:

$$\Omega_m = \left\{ \cdot \in \Omega : \frac{C(\cdot)}{2} \leq \frac{P_1(\cdot)}{P_0(\cdot)} \leq C \right\}; \quad (11)$$

and  $\Omega_{eq}$  is defined as the complement of  $\Omega_m$  in  $\Omega$ . We show in Section 3 that the choice of the factor  $1/2$  to define the lower bound on  $C(\cdot)$  in (11) is relatively arbitrary.

Equation (11) defines a partition of phase space into two disjoint sets. In the following we shall address the question of the extent to which we can use this partition to define a metastable state, and in particular, to understand when a standard thermodynamic approach to the study of such systems is legitimate.

To this end we single out among the slowly decaying systems those characterized by the condition that the probability of being found within  $\Omega_m$  in equilibrium is negligibly small, i.e. such that

$$\sum_{\cdot \in \Omega_m} P_0(\cdot) \ll 1; \quad (12)$$

We will call metastable systems the slowly decaying systems satisfying this condition. In particular, from normalization, metastable states satisfy:

$$\sum_{i \in \text{eq}} P_0(i) = 1 \quad (13)$$

We now turn to proving various properties both for slowly decaying systems not satisfying condition (12), and for metastable systems, with a view to justifying the usual assumptions concerning the description of the latter.

### 3. Results and proofs

We begin by considering a slowly decaying system with a single slow mode, so that its phase space is partitioned into  $\text{eq}$  and  $\text{m}$  as before. We first consider the case in which the initial condition  $\rho_0$  satisfies

$$C(\rho_0) = C : \quad (14)$$

In this case, we define  $Q_1(\cdot)$  as the quasi-stationary distribution which arises from this initial condition over the time range  $t_2^1 - t_1^1$ , given by (see (10))

$$Q_1(\cdot) = P_0(\cdot) + C P_1(\cdot) : \quad (15)$$

#### 3.1. Probability of exit from the metastable state

Let us define the random variable  $T$  as the time at which a path starting at  $\rho_0$  satisfying (14) reaches  $\text{eq}$  for the first time. A key result is that with high probability this time is large. Indeed, for these processes, we have

$$P(T \leq t) \leq 21 e^{-t} = O(e^{-t}) : \quad (16)$$

Here  $P(\cdot)$  denotes the probability of an event; for example, the LHS of (16) denotes the probability of  $T$  being less than  $t$ .

To prove this, we proceed as follows. We denote by  $\gamma(t)$  the path followed by the process starting at  $\gamma(0) = \rho_0$  of the Markov process defined by (1), and by  $E$  the expectation value.

The set  $\text{m}$  is defined by a condition on the function  $C(\cdot)$ , so to study the first exit time  $T$  from this set, we must consider the evolution of  $C[\gamma(t)]$  as a function of time. We thus consider, for  $t^0 > t$ ,

$$\begin{aligned} E[C[\gamma(t^0)] | \gamma(t) = \rho] &= \sum_{i \in \text{eq}} C(\rho_i) P(\rho_i; t^0 | \rho; t) \\ &= \sum_{i \in \text{eq}} \frac{P_1(\rho_i)}{P_0(\rho_i)} P_0(\rho_i) + \sum_{n=1}^{\infty} \frac{P_n(\rho_i) P_n(\rho)}{P_0(\rho)} e^{-\lambda_n(t^0 - t)} \\ &= e^{-\lambda(t - t^0)} C[\gamma(t)] ; \end{aligned} \quad (17)$$

where we have used equation (9) and the definition of  $C(\cdot)$ . The last equality follows from the orthonormality of the basis  $P_n(\cdot)$ . Thus we have

$$E[e^{-\lambda(t - t^0)} C[\gamma(t^0)] | \gamma(t) = \rho] = e^{-\lambda(t - t^0)} C[\gamma(t)] ; \quad (18)$$

so that  $e^{-t}C[\cdot](t)$  is a martingale [9]; intuitively, this means that, on average, it neither grows nor decreases with time.

Furthermore,  $T$  is a so-called stopping time, that is, it is known at time  $t$  whether the event  $T \leq t$  has taken place or not. If we now define  $\phi = m$  in  $(t; T)$ , then by standard theorems on martingales and stopping times (see e.g. [9]), it follows that

$$E[e^{-t}C[\cdot](t)] = C(\phi_0); \quad (19)$$

where  $\phi_0$  is the initial condition of the process, which we chose such that  $C(\phi_0) = C$ , its maximum possible value. We can therefore estimate the LHS of (19) from above:

$$\begin{aligned} C &= E[e^{-t}C[\cdot](t)] \leq \frac{C}{2}E[e^{-t}T \leq t] + E[e^{-t}C[\cdot](t)]T > t \\ &\leq Ce^{-t} \left[ \frac{1}{2}P(T \leq t) + [1 - P(T \leq t)] \right]; \end{aligned} \quad (20)$$

from which (16) follows immediately.

This result is of considerable interest. It represents a significant sharpening of a result due to Gaveau and Schulman [5], stating that the average value  $hT$  is large. Here we show that, for appropriate initial conditions, the system is very unlikely to leave  $m$  before time  $t$  in the relevant time range  $t \leq t_1^{-1}$ . From this result one may also derive the following estimate on  $P_0(\cdot)$  and  $P_1(\cdot)$ , which will be of use later:

$$\int_{\mathcal{X}} Q_1(\cdot) = \int_{\mathcal{X}} [P_0(\cdot) + CP_1(\cdot)] P(T \leq t) \leq 1; \quad (21)$$

The inequality follows from the fact that  $\int_{\mathcal{X}} Q_1(\cdot)$  is equal to the total probability of finding a system started at an initial condition  $\phi_0$  with  $C(\phi_0) = C$  in  $\mathcal{X}_{eq}$  at time  $t$ . But this is less than  $P(T \leq t)$ , so that the estimate (21) follows. If we think of  $Q_1(\cdot)$  as describing a metastable state, then (21) states the (perhaps unsurprising) fact that the metastable state is entirely concentrated outside  $\mathcal{X}_{eq}$ . Note that the converse, namely that  $P_0$  has only negligible weight in  $m$  cannot be shown in a similar way. Rather, this condition is what we introduce in equation (12) as an additional hypothesis to single out true metastable states from slowly decaying systems.

### 3.2. Definition of restricted process in the metastable state

We now introduce a restricted Markov process in order to be able to treat the slowly decaying system as if it were in fact in equilibrium. To this end, define the following restricted transition rates:

$$W_{\phi_0!}^R = \begin{cases} W_{\phi_0!} & ; \phi_0 \in m \text{ or } \phi_0 \in \mathcal{X}_{eq} \\ 0 & \text{otherwise;} \end{cases} \quad (22)$$

It is clear that the rates  $W_{\phi_0!}^R$  only allow for connections within  $m$  or  $\mathcal{X}_{eq}$ . In fact, the R process can be intuitively understood as a process that imposes reflecting boundary conditions at the border separating  $m$  from  $\mathcal{X}_{eq}$ . Since  $P_0(\cdot)$  satisfies detailed balance  $x$  This process differs from the one considered in [5], in which the process is killed whenever it attempts to leave  $m$ .

$$P_1^R(\omega) = \begin{pmatrix} C^0 P_0(\omega); & 2 \\ S^0 P_0(\omega); & 2 \end{pmatrix} \quad \begin{matrix} m \\ eq \end{matrix} \quad (23)$$
$$C^0 = \frac{P_{eq}}{P_m} \frac{P_0(\cdot)}{P_0(\cdot)}; \quad S^0 = 1 - C^0; \quad (24)$$
$$p_X(t) := p_{f_P}(t) \otimes g - p_{f_R}(t) \otimes g; \quad (25)$$
$$\begin{aligned}
p_X(t) &= \int_{-\infty}^t f_P(t) \, dX + \int_t^{\infty} f_P(t) \, dX \\
&= \int_{-\infty}^t f_P(t) \, dX + \int_t^{\infty} f_R(t) \, dX \\
&= \int_{-\infty}^t f_P(t) \, dX + \int_t^{\infty} f_R(t) \, dX \quad P(T < t) \\
&= P(T < t);
\end{aligned} \tag{26}$$

which is indeed small for  $t \rightarrow 1$  according to (16). As this holds for any  $X$ , the probability distribution for the restricted process is close in variation to that of the physical process.

This implies that within the relevant time range, if  $t \geq t_m$ , then

$$P_P(\cdot; t; \cdot; 0) = P_R(\cdot; t; \cdot; 0); \quad (27)$$

where  $P_{P,R}(\cdot; t; \cdot; 0)$  denote the transition probabilities from  $\cdot_0$  to  $\cdot$  in a time  $t$  for the physical and the restricted process respectively. Again choosing  $\cdot_0$  such that  $C(\cdot_0) = C$  and expressing each of these distributions in terms of the eigenfunctions of their respective evolution operators, we have:

$$P_P(\cdot; t; \cdot_0; 0) = P_0(\cdot) + C P_1^P(\cdot) e^{-\lambda_1^P t} + \sum_{n=2}^{\infty} \frac{P_n^P(\cdot) P_n^P(\cdot_0)}{P_0(\cdot_0)} e^{-\lambda_n^P t} \quad (28)$$

and

$$P_R(\cdot; t; \cdot_0; 0) = P_0(\cdot) + C P_1^R(\cdot) e^{-\lambda_1^R t} + \sum_{n=2}^{\infty} \frac{P_n^R(\cdot) P_n^R(\cdot_0)}{P_0(\cdot_0)} e^{-\lambda_n^R t}; \quad (29)$$

Then, the relation expressed in (27) implies that  $P_n^R(\cdot) = P_n^P(\cdot)$ , if these quantities are not negligible in  $t_m$ , in which case we also have  $\lambda_n^R = \lambda_n^P$ . Thus, again in the time range  $t_2^{-1} \leq t \leq t_1^{-1}$ , we are left with

$$Q_1^P(\cdot) = P_0(\cdot) + C P_1^P(\cdot) = P_0(\cdot) + C P_1^R(\cdot) =: Q_1^R(\cdot); \quad (30)$$

which, together with the fact that  $\sum_m Q_1^P(\cdot) = \sum_m Q_1^R(\cdot) = 1$ , leads to

$$C = C^0 \quad \text{and} \quad P_1^P(\cdot) = P_1^R(\cdot); \quad (31)$$

We have therefore two results of interest: on the one hand, the first passage time from a state  $\cdot_0$  satisfying  $C(\cdot_0) = C$  to  $\cdot_{eq}$  is very unlikely to be short. On the other, the process starting at  $\cdot_0$  restricted to remain forever in  $\cdot_m$  is quite similar to the original unrestricted process for times in the relevant time range.

### 3.3. Generalisation to other initial conditions

So far we have restricted attention to initial conditions  $\cdot_0$  such that  $C(\cdot_0) = C$ . We now show that to a large extent this requirement on the initial condition becomes unnecessary if one makes the hypothesis that the system is a metastable one, that is, that (12) holds. For such systems we will prove the following basic property: no matter what the initial condition  $\cdot_0$  is, provided it satisfies  $C(\cdot_0) = C = O(1)$ , within a time of order  $t_2^{-1}$  the system will either be in  $\cdot_{eq}$  or else it will satisfy approximately the condition  $C[\cdot(t)] = C$ . This means, therefore, that the two results described above can be applied whatever the initial condition, provided only that the process remains within  $\cdot_m$  for a short time.

To show this we first need an auxiliary result, which also depends on the extra assumption that defines metastability: If we consider an initial condition  $\cdot_0^{(p)}$  such that  $C(\cdot_0^{(p)}) = (1-p)C$ , then the probability that this initial condition ends up in  $\cdot_{eq}$ , after a time significantly larger than  $t_2^{-1}$  has elapsed, is  $p$ . Indeed, in the relevant time range  $t_1^{-1} \leq t \leq t_2^{-1}$ , this probability is

$$P(\cdot^{(p)}(t) \geq \cdot_{eq} | C[\cdot_0^{(p)}] = (1-p)C) = (1-p) \sum_{n=2}^{\infty} Q_1(\cdot) + p \sum_{n=2}^{\infty} P_0(\cdot) = p; \quad (32)$$

where we have combined the facts that for slowly decaying systems  $Q_1$  has essentially no weight in  $\pi_{eq}$  (equation (21)), and that  $P_0$  has no weight in  $\pi_m$  (equation (12)).

This result further implies that for values of  $p$  such that  $p \approx 1$ , where  $\epsilon$  is defined by (21), we have

$$F(p) := \sum_X Q_1(x) \frac{1}{C(x) - (1-p)C} \quad (33)$$

Indeed, consider a system evolving from an initial state given by  $P(x;0) = Q_1(x)$ . The probability of finding the system in  $\pi_{eq}$  after a time  $t$  will then be given by

$$P(x;t) = \sum_X P(x;(t) - \epsilon_j) P(x;0) \quad (34)$$

It then follows that

$$P(x;t) = \sum_X P(x;(t) - \epsilon_j) P(x;0) \quad (35)$$

Now, equation (32) implies that, in the relevant time range,

$$P(x;(t) - \epsilon_j) \approx p; \quad \text{if } C(x) - (1-p)C > 0 \quad (36)$$

so that

$$P(x;t) \approx p \sum_X P(x;0) \quad (37)$$

However, since the initial state was  $Q_1$ , which is essentially stationary in this time range, we have  $P(x;t) \approx Q_1(x)$ , giving

$$pF(p) \approx \sum_X Q_1(x) = 1 \quad (38)$$

Since  $\epsilon$  is negligibly small, we thus find that  $F(p) \approx 1/p$ .

In a similar way, we can show that  $P_0(x)$  is non-negligible only for the states for which  $C(x) = 0$ . This time consider

$$G(p) := \sum_X P_0(x) \frac{1}{(1-p)C - C(x)} \quad (39)$$

After a time of order  $\epsilon^{-1}$ , at least  $(1-p)G(p)$  of these states will end up in  $\pi_m$ . Thus, following the same line of reasoning as before, we can conclude that

$$(1-p)G(p) \approx \sum_X P_0(x) = 1 \quad (40)$$

But our basic hypothesis is that for metastable states,  $\epsilon$  is negligibly small, thus  $G(p) \approx 1$  for  $p \approx 1$ . In other words, if the condition for metastability, equation (13), holds when  $\pi_m$  is defined by the inequalities (11), then a similar claim can be shown when the prefactor  $1/2$  is replaced by essentially any other number well within  $\epsilon$  and  $1 - \epsilon$ . This means, in fact, that outside a boundary set with relatively small measure both with respect to  $P_0$  and to  $Q_1$ , the function  $C(x)$  takes only the values 0 and  $C$ .

Conversely, it is obvious that if  $G(p) \approx 1$  for all  $p$  within  $\epsilon$  and  $1 - \epsilon$ , then the state will be metastable in the sense that equation (13) is satisfied. No similar converse

statement holds for  $F(p)$ : in that case,  $F(p)$  was found to be negligible as a consequence of the fact that the probability of leaving  $m$  within the relevant time range is negligibly small. This, as we have seen, is the case for arbitrary slowly decaying systems, if the initial condition  $p_0$  satisfies  $C(p_0) = C$ . Thus, for non-metastable slowly decaying states,  $F(p)$  would be negligible due to the very slowness of their decay. However, such modes would not correspond to metastable states unless assumption (13) held, and thus,  $G(p) = 1$ .

For non-metastable slowly decaying systems, we have that  $G(p)$  is not negligible, indicating that one can find states in equilibrium with any value of  $C(p)$ , including  $C(p) = C$ , all of which would decay slowly. For such initial conditions, the almost certain absence of decay within the relevant time range cannot be expected. In fact, instead of reaching a stationary state which suddenly decays, the properties of these systems will evolve continuously in time until they reach equilibrium. Physical examples of such slowly decaying systems are hard to come by: the obvious instances that come to mind (slow hydrodynamic modes, such as diffusion, necessary to reach a uniform equilibrium from a long-wavelength perturbation) almost invariably involve a quasi-continuum gapless spectrum near zero, and are thus ruled out by our basic assumption. On the other hand, a trivial, though unenlightening, example shows that non-metastable but slowly decaying states do exist: if one specific spin in an Ising model is flipped at a much slower rate than all others, it will, as is easily verified, create a slowly decaying eigenstate which is not metastable in the sense that it does not satisfy (12).

### 3.4. Structure of metastable states

The picture that emerges then, is that for systems having metastable states, after a relatively short transient time, the system will only be found in states for which either  $C(p) = 0$  (equilibrium) or  $C(p) = C$  (metastable), independently of the initial condition. Further, the dynamical behavior is described to a good approximation by the restricted Markov process which is rejected whenever it attempts to go from  $m$  to  $eq$ .

Finally this can be interpreted as follows: the state in which a metastable state remains throughout the relevant time range  $t_1$  to  $t_2$  is determined by  $Q_1$ , which is in principle defined in a way that depends on the dynamics. However, as we have seen, it turns out that

$$P_1(p) = C P_0(p) \quad \text{for } p \in m; \quad (41)$$

from which immediately follows

$$Q_1(p) = Z_1 P_0(p) \quad \text{for } p \in m; \quad (42)$$

where  $Z_1 = 1 + C^2$ .

It follows that the only influence of dynamics on the metastable state is that it defines the extent of  $m$ . In other words, the equilibrium ensemble restricted to a suitable subset  $m$  of phase space describes the metastable state. From this follows, in

particular, that one may straightforwardly define thermodynamic quantities such as the partition function by

$$Z_m := \sum_{\sigma \in \Omega_m} P_0(\sigma) = Z_1; \quad (43)$$

where the last equality follows from the normalization of  $Q_1$  and equation (42), as well as the fact that, as follows from (12), the term  $\sum_{\sigma \in \Omega_m} P_0(\sigma)$  is in fact negligible. Note that this implies in particular that  $C = 1$ .

Similarly, we can show that the fluctuation-dissipation theorem, see for example [8], will hold for metastable states, since the dynamical correlation functions over the relevant time range will be described by a Markov process close to the one that reflects the system back to  $\Omega_m$  whenever it attempts to leave it. This process, however, is a well-defined Markov process satisfying detailed balance which has the normalized restriction of  $P_0(\cdot)$  to  $\Omega_m$  as an equilibrium state, so that the fluctuation-dissipation theorem can be shown for it in a straightforward way.

#### 4. An illustration: The kinetic Ising model

We now proceed to show how these ideas can be applied concretely in the case of the two-dimensional Ising model. Here, the configurations are collections  $\sigma = (\sigma_i)_{i=1, \dots, N}$  of spins  $\sigma_i = \pm 1$  at site  $i$ , with energy given by the Hamiltonian

$$H(\sigma) = \sum_{\langle i, j \rangle} J_{ij} \sigma_i \sigma_j - h \sum_i \sigma_i =: E(\sigma) - hM(\sigma); \quad (44)$$

where the first sum is over nearest neighbours in an  $N = L \times L$  square lattice with periodic boundary conditions, and  $h$  is the external magnetic field.  $E(\cdot)$  and  $M(\cdot)$  are, respectively, the spin-spin interaction energy and the magnetization of the configuration.

To obtain a kinetic model which can exhibit metastability, we must impose a dynamics on the system. For concreteness we use discrete-time Metropolis spin-flip dynamics [10]: spin-flips are proposed at random, and accepted with probability  $\min\{1, \exp(-\Delta H)\}$ , where  $\Delta H$  is the change in the Hamiltonian (44) due to the flip, and  $\beta = 1/T$  is the inverse temperature [10]. Note, however, that the only thing expected to change under a different local dynamical rule is the extent of the metastable region. The Metropolis dynamics gives a discrete-time Markov chain with a unique equilibrium distribution at fixed  $T$  given by the canonical distribution

$$P_0(\sigma) = \frac{1}{Z} \exp[-\beta H(\sigma)]; \quad (45)$$

where

$$Z := \sum_{\sigma \in \Omega} \exp[-\beta H(\sigma)] \quad (46)$$

<sup>k</sup> This caveat is necessary since certain non-local dynamics for the Ising model, such as the Swendsen-Wang algorithm [10], suppress metastability altogether.

is the partition function, from which we can obtain all thermodynamic information at equilibrium. The Hamiltonian (44), together with such a spin- $\frac{1}{2}$  dynamics, gives the kinetic (or stochastic) Ising model.

As is well known, if we fix a subcritical temperature  $T < T_c$ , and a weak external magnetic field  $h$  is applied, taken negative (downwards) without loss of generality, then the spontaneous magnetization in equilibrium points in the direction of that field. However, if we initialize the system with all spins up, then for a broad range of parameters, the system remains in this thermodynamically unfavorable positively magnetised state for a given (random) length of time, whose mean depends on the temperature  $T$  and the external field  $h$  [11]. This state is the prototype of the metastable states we aim to describe.

Since the Metropolis Markov chain is ergodic and acyclic [9], the formalism developed in the previous sections (when rewritten for discrete-time systems) applies to this system. Intuitively, it is clear that the kinetic Ising model started in the metastable region has a hierarchy of relaxation times, with one (the escape time from the metastable region) being much longer than the others. Assuming that this is reflected in the spectral properties required in the derivations above, in this section we show that the formalism indeed provides a good description of this metastable state. We remark that many rigorous results have been proved on metastability in the Ising model in the low-temperature limit: see [7] for a comprehensive review; in particular, the separation of eigenvalues required in our formalism has been proved in this limit in [12, 13]. However, our formalism is valid for any temperature, provided that the eigenvalue separation is satisfied.

#### 4.1. Reduced phase space

To obtain confirmation of the results of Section 3 in the case of the kinetic Ising model, we must identify the metastable and equilibrium regions  $\mathcal{m}$  and  $\mathcal{eq}$  and compare the equilibrium and metastable distributions in each of these regions. However, given the huge size of phase space even for small systems, this program cannot be carried out. Instead we must resort to a reduced description of the complete phase space in terms of a few variables which, if accurate enough, will reflect the relations we predict over the complete phase space.

Due to the numerical techniques we use (discussed below), we are restricted to studying relatively small systems. For ferromagnetic Ising models of such sizes, it follows from elementary nucleation theory that  $E$  and  $M$  are sufficient to characterize  $\mathcal{m}$ . Indeed, we know that nucleation occurs whenever a droplet of approximate size  $R_c(\beta; h)$  arises spontaneously, where  $R_c$  depends on  $\beta$  and  $h$ , but not on the size of the system. Inside the critical droplet, the magnetisation has approximately its equilibrium value, whereas outside it has the (generally quite different) metastable value. For small systems, it is therefore generally impossible for a critical droplet to appear without significantly modifying the magnetisation  $M$ . For larger systems, it would be necessary

to restrict not only  $M$ , but also all magnetisations restricted to cells of size of order  $R_c$ ; such restrictions presumably define  $m$ . This has been treated in detail in particular in [4]. In the following, since we are limited to small systems, we describe  $m$  entirely in terms of  $E$  and  $M$ .

We refer to the set  $\Omega(E; M) = \{ \sigma \in \Omega : E(\sigma) = E, M(\sigma) = M \}$  of configurations with given values of the macroscopic variables  $E$  and  $M$  as the  $(E; M)$  macrostate. In this section we work exclusively on a coarse-grained level in terms of such macrostates, for the reasons just described, by summing over all configurations belonging to a macrostate. For example, summing (45) over the  $(E; M)$  macrostate, we obtain

$$P_0(E; M) = \frac{g(E; M) \exp[-(E - hM)]}{Z(\beta; h)}; \quad (47)$$

where

$$g(E; M) = \sum_{\sigma \in \Omega(E; M)} 1 \quad (48)$$

is the degeneracy ('density of states') of the macrostate  $(E; M)$ , i.e. the number of configurations with energy  $E$  and magnetisation  $M$ , and the partition function can be written as  $Z(\beta; h) = \sum_{E, M} g(E; M) \exp[-(E - hM)]$ . This approach was previously used in the context of metastability in [14]; see also [15] for a method to derive suitable coarse-grained quantities.

This is a useful representation, since we can compute the joint density of states  $g(E; M)$  numerically using the Wang-Landau algorithm [16, 17]; we use a more efficient version of this algorithm given in [18]. (Computing  $g(E; M)$  analytically would be equivalent to solving the Ising model in external field, a still-unsolved problem.) The fact that we require the joint density of states as a function of the two parameters  $E$  and  $M$  restricts us to small systems [19], but we can obtain  $g(E; M)$  relatively easily for a system of size  $32 \times 32$  spins, where metastability can be clearly seen under Metropolis dynamics. All numerical results we present are for this system size, for which the range of possible values for  $E$  is  $[-2048; 2048]$ , and for  $M$  is  $[-1024; 1024]$ . Simulation times are measured in Monte Carlo steps per spin (MCSS).

From  $g(E; M)$  we can obtain the complete partition function, and hence all thermodynamic information at equilibrium for given values of  $\beta$  and  $h$  [17]. For example, Fig. 1 shows the shape of the equilibrium distribution  $\ln P_0(E; M) = \ln g(E; M) - (E - hM) + \ln Z$  for a particular  $\beta$  and  $h$  for which a metastable state exists.

Two minima of different heights can be seen, separated by a saddle; the higher minimum corresponds to the metastable state, and the lower one to the equilibrium state. Fig. 1 can be viewed as a 'free energy' landscape. If the system starts in the metastable state, then in order to escape to equilibrium, it must pass over the free energy barrier near the saddle point [14, 20].

We remark that an alternative coarse-graining has also been used to study metastability in the Ising model, using only the magnetisation as a coarse-grained

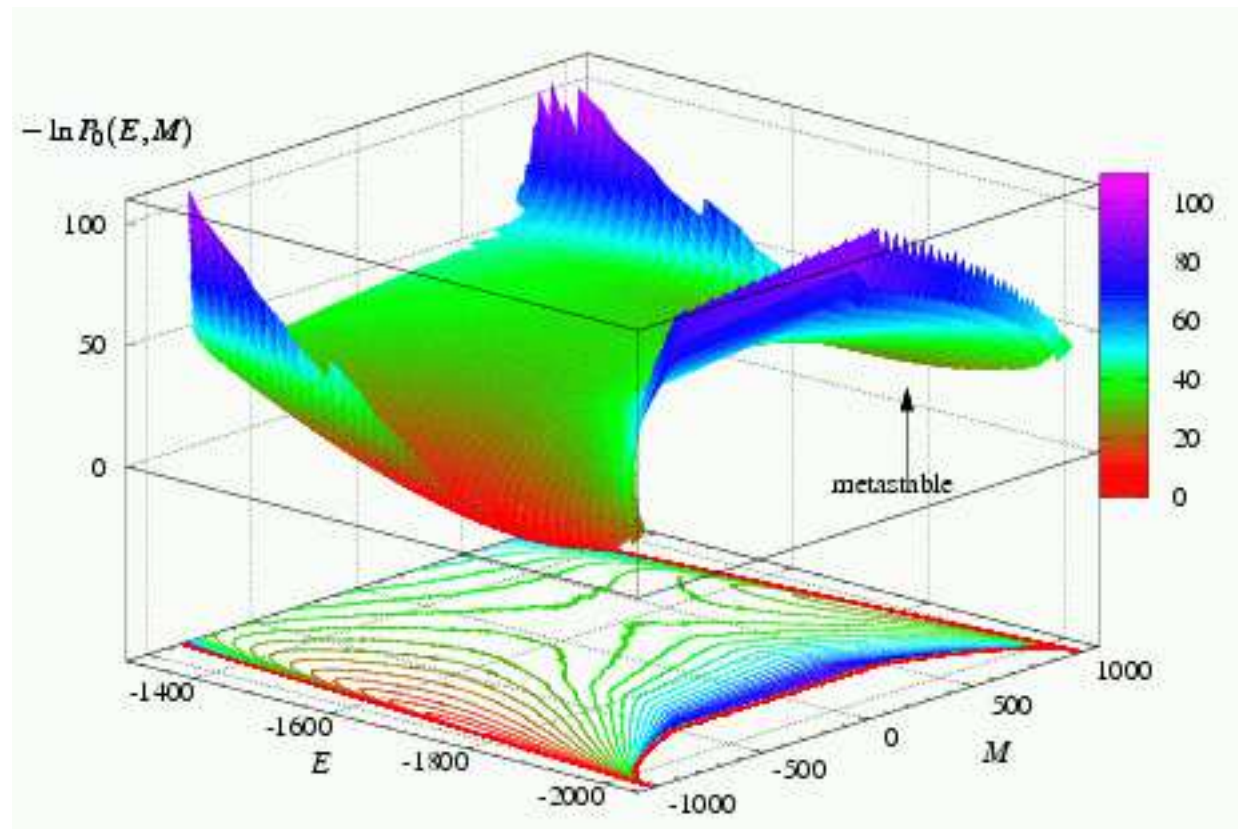


Figure 1. Part of the 'free energy'  $-\ln P_0(E;M)$  as a function of  $E$  and  $M$  for  $\beta = 0.5$  and  $h = 0.02$ , evaluated from  $g(E;M)$  data obtained using the 2-parameter Wang-Landau algorithm. Two minima can be seen: the higher, metastable minimum is marked. Note that the  $z$  axis is logarithmic, so that there is a difference of many orders of magnitude between their heights. A contour plot is also shown; here the saddle point, the two minima, and the non-existence of certain  $(E;M)$  macrostates are visible.

quantity. This can be motivated by considering the Ising model in the lattice gas representation, that is, with spin 1 representing a particle and spin  $-1$  a void. In that case, the canonical ensemble is one in which  $M$  and  $\beta$  are constant, and the free energy is given by

$$F(M; \beta) = -\frac{1}{\beta} \ln \sum_E g(E; M) e^{-\beta E} : \quad (49)$$

Returning to the Ising model, if we now impose a magnetic field  $h$ , then the corresponding free energy becomes  $F(M; \beta; h) = F(M; \beta) - hM$ . This can be obtained from the distribution of Figure 1 by summing over all  $E$ ; it is plotted in Fig. 2.  $F(M)$  is proportional to the logarithm of the distribution of the order parameter  $M$  [20, 21] and can be calculated using several Monte Carlo methods [22, 23]. The Wang-Landau method again has the advantage that we can calculate  $F(M; \beta; h)$  for any parameters  $\beta$  and  $h$ , from a single run.

We see that the free energy  $F(M)$  is still significantly non-convex. This does not,

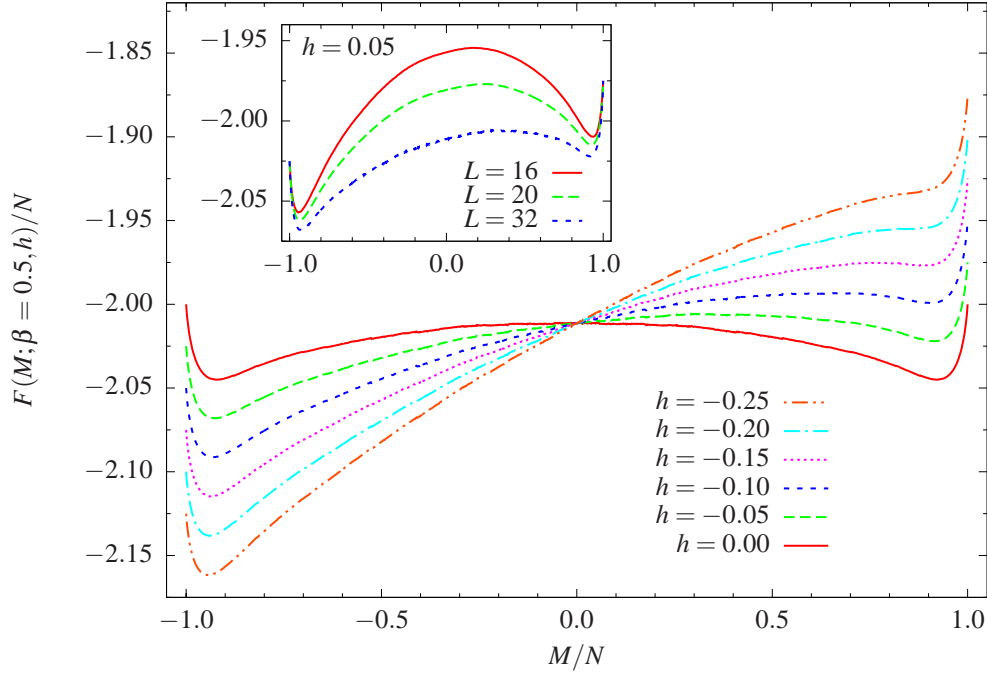


Figure 2. Free energy per spin  $F(M; \beta = 0.5, h)/N$  as a function of magnetisation per site  $M/N$  for  $L = 32$ ,  $\beta = 0.5$  and several values of  $h$ , obtained using the 2-parameter Wang-Landau algorithm. A gain a metastable and an equilibrium minimum are visible; the former disappears for sufficiently large  $|h|$ . The inset is a comparison of  $F(M; \beta = 0.5, h = 0.05)/N$  for different system sizes  $L = 16, 20, 32$  again as a function of  $M/N$ , showing the convergence towards a convex function as the thermodynamic limit is approached ( $L \rightarrow \infty$ ).

of course, contradict the rigorous results of [2], which show that the free energy per spin must be convex in the thermodynamic limit. Indeed, the inset of Fig. 2 illustrates how this convexity is approached as the system size  $L$  increases. However, it shows that our simplified description cannot hold for arbitrarily large systems. As mentioned previously, to describe the metastable region adequately, we need to use macrostates specific enough to decide whether a critical droplet is present or not. What we are suggesting, however, is that a finite system described in this fashion will display significant non-convexities in the free energy as defined here, since there will always be a local minimum corresponding to the metastable state  $Q_1(\cdot)$ .

#### 4.2. Finding the metastable region and calculating $C(\cdot)$

We are interested in the structure of metastable states. According to our formalism, such states, when they exist, should be described by  $Q_1(\cdot) = Z_1 P_0(\cdot)$  for configurations in the metastable region  $\mathcal{M}$ , with  $C$ , and hence  $Z_1$ , being constant over this region. To test this, we again look at the coarse-grained level, summing over the  $(E; M)$  macrostate to give

$$Q_1(E; M) = Z_1(E; M) P_0(E; M) = [1 + C(E; M)^2] P_0(E; M); \quad (50)$$

where  $C(E;M)$  and  $Z_1(E;M)$  are the mean values of  $C(\cdot)$  and  $Z_1(\cdot)$ , respectively, for  $(E;M)$  macrostate, and  $Q_1(E;M)$  is the sum of  $Q_1(\cdot)$  for  $(E;M)$  in that macrostate. Taking logarithms and using  $\ln[1 + C(E;M)^2] \approx 2 \ln C(E;M)$  for  $C(E;M)$  large, we obtain

$$\ln C(E;M) = \frac{1}{2} [\ln Q_1(E;M) - \ln g(E;M) + \ln Z + (E - hM)]: \quad (51)$$

If the theory is correct and, furthermore, if the parameters  $E$  and  $M$  provide an adequate representation of the complete phase space of the system we are studying, then for an  $(E;M)$  macrostate whose configurations are all in the metastable region  $\mathcal{f}_m$ , we expect that  $C(\cdot) = C$  is constant over the macrostate, so that  $C(E;M) = C$ . We thus expect to have a large region in a plot of  $C(E;M)$  where it is essentially constant, i.e. a plateau. This region of  $(E;M)$  space, which we denote by  $\mathcal{f}_m$ , then corresponds to the metastable region  $\mathcal{f}_m$  in the complete phase space.

To find this metastable region  $\mathcal{f}_m$  in the reduced parameter space (for given values of  $\beta$  and  $h$ ), we must obtain the metastable probability distribution  $Q_1(E;M)$ , i.e. the probability that the system is in the  $(E;M)$  macrostate while it remains in the metastable state. To do so, we record a histogram of the number of visits to each  $(E;M)$  pair while the system remains in the metastable state, averaging over different runs if necessary. Normalising this histogram then gives an estimate of the probability distribution  $Q_1(E;M)$ . It is very strongly peaked in a small region of the  $(E;M)$  plane: for example, for the parameters used in Fig. 3, the maximum value of  $Q_1$  occurs at  $(E_0;M_0) = (2040;1022)$ , and is given by  $Q_1(E_0;M_0) = 0.218$ , so that the system is in this single macrostate for nearly a quarter of the time spent in the metastable state; and adding another two macrostates gives more than half the total probability. Intuitively, the metastable region  $\mathcal{f}_m$  should consist of those  $(E;M)$  pairs which have an appreciable  $Q_1$  probability.

We now use the Wang-Landau algorithm to calculate the joint density of states  $g(E;M)$  and the partition function  $Z$  for the same lattice for which we calculated  $Q_1(E;M)$ , and substitute these values into (51) to obtain  $\ln C(E;M)$  as a function of  $E$  and  $M$ . Note that this key application of the Wang-Landau algorithm determines  $E$  and  $M$  as the macroscopic variables to be used.

Fig. 3 shows a plot of  $\ln C(E;M)$  for values of  $\beta$  and  $h$  such that no nucleation event occurred during the (long) simulation, so that the system was always in the metastable state. In confirmation of the theory, a large plateau is apparent. For some  $(E;M)$  macrostates,  $C(E;M)$  is larger than this plateau value. This happens, even though according to the theory it cannot since the plateau value of  $C$  is its largest possible value, due to the fact that these macrostates are visited very rarely during the simulation, so that good statistics cannot be acquired, and their measured frequency is larger than their true frequency. Outside the metastable region accessible in the simulation, we plot  $\ln C$  for comparison, since there we expect that  $Q_1(E;M) = 1 = C$  (see (24)). This neglects the boundary region between the two phases, to which we have no access using this method. In the next subsection we present an alternative approach.

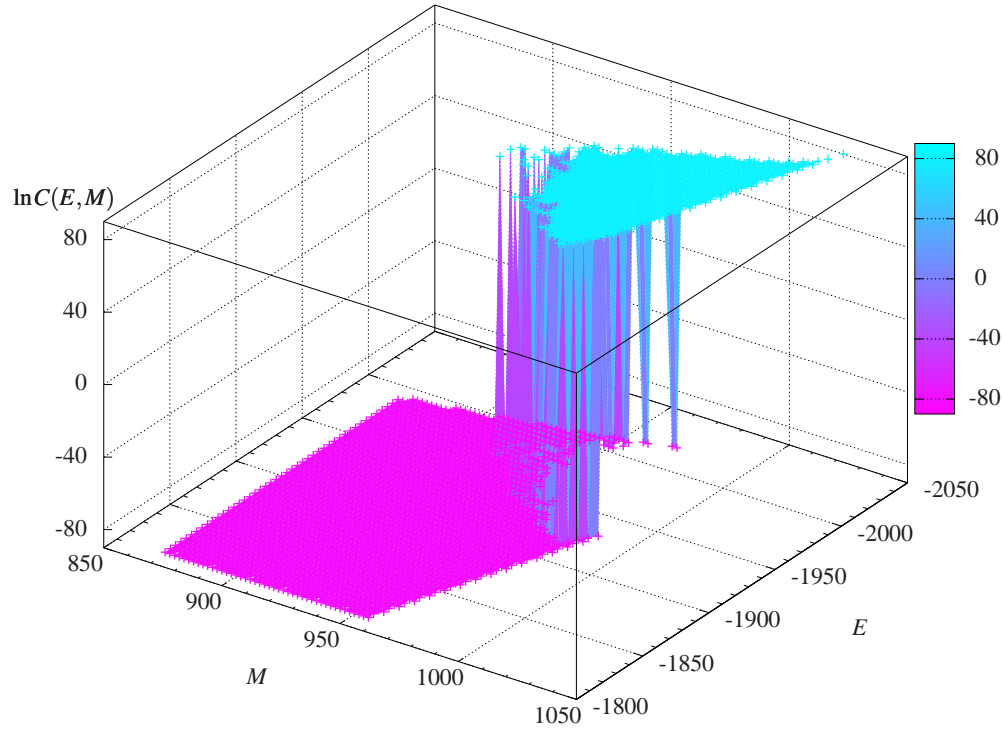


Figure 3.  $\ln \mathcal{C}(E; M)$  as a function of  $E$  and  $M$  near the metastable region for  $\beta = 0.8$  (i.e.  $T = 0.55T_c$ ) and  $h = 0.1$ , calculated using (51), from a single run of  $7 \cdot 10^8$  MCSS with no nucleation events. Outside the metastable region,  $\ln C$  is shown for comparison.

Furthermore, the plateau value of  $C$  should be expressible in terms of the equilibrium distribution  $P_0$  as (c.f. (24))

$$\ln C = \frac{1}{2} \sum_{(E; M) \in \mathcal{F}_m} \ln P_0(E; M) - \sum_{(E; M) \notin \mathcal{F}_m} \ln P_0(E; M); \quad (52)$$

which can be interpreted as the difference in free energy between the equilibrium and metastable phases. Indeed, for the case shown in Fig. 3, the plateau value calculated from the metastable distribution  $Q_1$  using (51) at  $(E_0; M_0)$  (where the statistics are best) is  $\ln C(E_0; M_0) = 81.595$ , whereas the free energy difference (52) gives  $\ln C = 81.591$ . Note that if we write  $\ln C$  as a free energy difference, then it is entirely determined by the equilibrium distribution. The effect of the dynamics is hidden in the determination of the metastable region  $\mathcal{F}_m$ .

We remark that for higher temperatures, the system does escape from the metastable state during a run. In this case, the identification of the metastable region  $\mathcal{F}_m$  is less obvious. We take it as being those  $(E; M)$  with  $C(E; M)$  within 1 of  $C(E_0; M_0)$ .

These results provide numerical confirmation that the metastable distribution  $Q_1$  is proportional to the equilibrium distribution  $P_0$  in the metastable region, and that the proportionality constant  $C$  can be related to the difference in free energy between the two phases.

### 4.3. Structure of $C(\cdot)$

To gain more insight into the function  $C(\cdot)$ , we can use the result (32), which shows that if we start from an initial configuration  $\phi_0$  such that  $C(\phi_0) = pC$ , then the probability that after a short relaxation time the system is in the metastable state is  $p$ , while the probability that it is in equilibrium is  $1 - p$ . We cannot calculate values of  $C(\cdot)$  directly, other than in the metastable region  $F_m$ , but we can use this result 'in reverse' to obtain a coarse-grained picture of  $C(\cdot)$ , as follows.

For each  $(E; M)$  macrostate, we wish to generate configurations lying in that macrostate. This is non-trivial, but can be accomplished by starting from a random initial configuration, with each spin being up or down with probability  $1/2$ . From there we propose random spin flips, accepting only those which move us towards the desired value of  $(E; M)$ . This process may get stuck, however, before reaching  $(E; M)$ , in which case we employ Wang-Landau sampling (which is known to explore parameter space reasonably efficiently [17]) in a window containing the current and desired  $(E; M)$  values, to force the system into a configuration belonging to the required macrostate. If this does not succeed after a certain number of steps (for example if there are no configurations in the target macrostate), then we continue with the next macrostate. We cannot guarantee that this procedure samples initial configurations within  $(E; M)$  uniformly, but empirically this seems to be the case, with no particular bias in the procedure.

We start with  $n_0$  configurations within the  $(E; M)$  macrostate as above, evolve each under Metropolis dynamics for a short time, and record whether the system has reached the equilibrium state, taken to be configurations with  $M(\cdot) = 0$ , or not. The ratio  $n_{eq}/n_0$  of the number of times equilibrium is reached to the total number of trials is an approximation to  $1 - p(E; M)$  for that macrostate. Note, however, that the fact that we average over macrostates means that we may not correctly identify the boundaries of the metastable region: a single macrostate may contain some configurations which always lead to the metastable state, and others which always lead to equilibrium, for example. Nonetheless it gives a clear picture of the metastable and equilibrium regions, and an idea of the structure of the boundary between them.

Fig. 4 shows  $p(E; M)$  calculated in this way. We see clear metastable ( $p = 1$ ) and equilibrium ( $p = 0$ ) regions, separated by a boundary region where  $p$  takes intermediate values. The boundary region is larger than we might expect, due to the smoothing described above, but the system spends little time in this transition region when the dynamics is taken into account. Note, however, that according to the results in Section 3, exactly where we impose the boundary between the metastable and equilibrium regions does not affect the results.

Also shown in the figure is the metastable region obtained in Monte Carlo simulations, as described in the previous subsection. Note that the region of  $(E; M)$  with  $p(E; M) = 1$  is significantly larger than this latter definition of the metastable region. This reflects the fact that there are configurations which are never reached from an

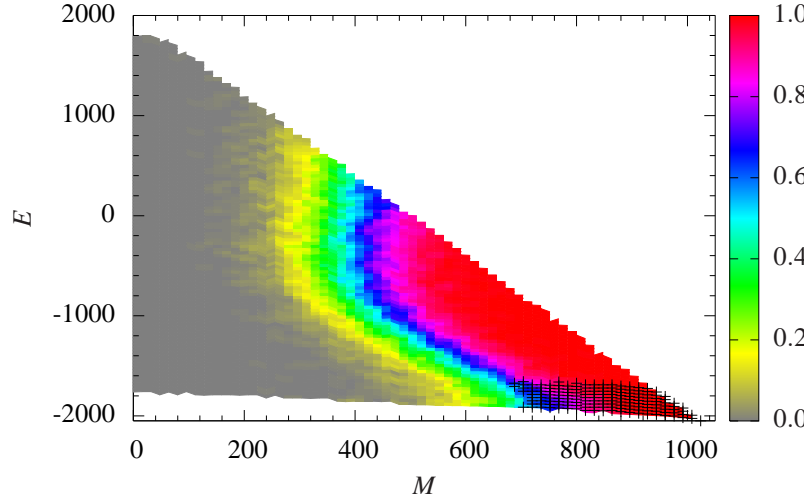


Figure 4. Probability  $p(E; M)$  of reaching the metastable state starting from the  $(E; M)$  macrostate, for  $\beta = 0.6$ ,  $h = 0.1$ , and  $n_0 = 50$  trials for each  $(E; M)$ . The crosses at bottom right indicate the extent of the metastable region obtained from Monte Carlo simulations, defined as those  $(E; M)$  having  $\ln C(E; M)$  within  $\epsilon$  of  $\ln C(E_0; M_0)$ , with  $\epsilon = 1$ . Changing the tolerance  $\epsilon$  in the definition changes the horizontal extent of this region.

initial configuration with all spins up, since the probability of doing so is negligible, and yet which will decay into the metastable state if started there, thus belonging to the metastable region according to our definition. It should also be noted that the boundary of the region from the simulations lies at approximately  $p(E; M) = 0.5$ , and does not significantly vary if the exact definition of the region is changed, in accordance with the results of Section 3.

#### 4.4. Relation of $C$ to hysteresis loops

Since  $\ln C$  corresponds to a difference in free energies, differentiating it with respect to the external field  $h$  gives a difference in magnetisations between the two regions:

$$\frac{\partial (\ln C)}{\partial h} = \frac{1}{2} (\langle M \rangle_{\text{eq}} - \langle M \rangle_{\text{m}}); \quad (53)$$

where  $\langle M \rangle_{\text{eq}}$  denotes the mean magnetisation in equilibrium, given by

$$\langle M \rangle_{\text{eq}} := \frac{\sum_M M \binom{N}{M} e^{-H(M)}}{\sum_M \binom{N}{M} e^{-H(M)}}; \quad (54)$$

and  $\langle M \rangle_{\text{m}}$  is similarly the mean magnetisation in the metastable state. The quantity  $\langle M \rangle_{\text{m}} - \langle M \rangle_{\text{eq}}$  has a physical meaning for those values of the external field  $h$  for which a metastable state exists, namely the distance on an averaged hysteresis loop between the two branches.

We evaluate  $C$  as a function of  $h$  in three different ways and take the numerical derivative. The first is  $C(E_0; M_0)$  (i.e.  $C(E; M)$  evaluated where the metastable distribution  $Q_1$  attains its maximum). The other evaluations use the free energy

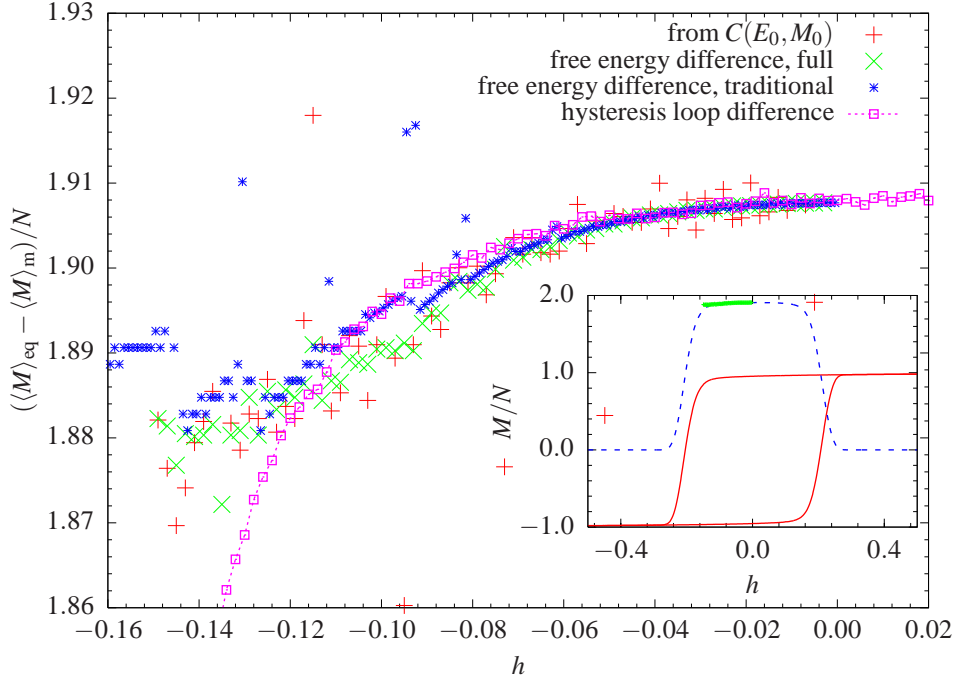


Figure 5. Comparison of hysteresis loop and derivative of  $\ln C$  with respect to  $h$ , for  $\beta = 0.55$ . For each value of  $h$ ,  $10^7$  MCSs were used to find the metastable distribution. The hysteresis loop was obtained by averaging 1000 runs, in each run increasing  $h$  in steps of 0.002 and allowing the system to equilibrate at the new value of  $h$  for 5 MCSs. Shown are the data for the three different ways of calculating  $C$  referred to in the text: despite the use of a numerical derivative, the maximum deviation of these from the hysteresis loop data is of the order of only 2%. The inset shows the complete hysteresis loop and the difference between the two branches, as well as the data of type (i).

difference (52), taking  $f_m$  to be (i) those  $(E; M)$  for which  $C(E; M)$  is within 1% of  $C(E_0; M_0)$ , and (ii) those  $(E; M)$  for which  $M$  lies on the right of the maximum of  $F(M; \beta; h)$ , which is a more ‘traditional’ method [20]. Fig. 5 shows  $(\langle M \rangle_{\text{eq}} - \langle M \rangle_m)/N$  compared to the difference between the heights of the two branches on a hysteresis loop. The agreement is reasonably good, including for the more traditional method, although the data from  $C(E_0; M_0)$  is noisy. We remark that this provides a possible experimental avenue for measuring a physical quantity directly related to  $C$ .

## 5. Several metastable states

In contrast to the systems we have discussed thus far, it may happen that a given system has several metastable states: see for example studies of a Blume-Capel model with two metastable states in [24, 25], and also [26]. In this section we extend our formalism to describe such situations. As before, instead of focusing on a specific example, we approach the problem through the general formalism of Markov processes satisfying detailed balance. Previous results in a similar direction can be found in Refs. [5, 27].

In the following, we limit ourselves to the case in which the number of metastable

states is independent of the system size  $N$ . Other situations are also possible: for example, it is generally assumed that the physics of both structural and spin glasses may be related to the presence of a macroscopic number of metastable states [28]. However, such a scenario presents significant additional complexities which we do not address. In particular, it is not clear that for such systems there really exists an appropriate description in thermodynamic terms, as we show in this paper for the systems we call metastable.

Since the following may well appear unnecessarily complex, let us first explain the origin of the difficulties that may arise when dealing with multiple metastable states. In the case in which only one metastable state is present, there is only one eigenstate  $P_1$ , which is essentially non-zero in the metastable region. To generalize this to the case of  $K$  isolated metastable states, all of which decay to equilibrium, is indeed straightforward: one then finds  $K$  different regions and  $K$  eigenstates, one concentrated on each region, and everything is essentially very similar to the case of a single metastable state. The non-trivial issue arises when one metastable state must nucleate another metastable state before it can reach equilibrium. Under these circumstances, there is no clear correspondence between the regions in which the  $P$  are significantly different from zero and the metastable regions. We must therefore proceed slightly differently, as follows.

We now denote by  $P$  all the eigenstates of the operator  $L$  of the master equation (3) which have small relaxation rates. The various  $P$  may either be all of the same order, or differ considerably from each other. The crucial point is that they satisfy  $\lambda_{K+1}$ , i.e. they are all "small", and their number  $K$  should be fixed, independent of system size  $N$ .

In analogy to the case of systems with a single metastable state, we define

$$C_i(\alpha) := \frac{P_i(\alpha)}{P_0(\alpha)};$$

$$C_j := \max_{\alpha} C_j(\alpha);$$

$$:= f : (1 - \epsilon)C_i - C_j(\alpha) - C_g :$$

Note that the eigenstates  $P_i(\alpha)$  are defined up to a global sign; we choose the sign so that the  $C_i$  are positive. The numbers  $0 < \epsilon < 1$  are chosen to ensure that the sets are disjoint. For these states to be metastable, we will assume that such a set of numbers exists, and that they are  $O(1)$ .

Using exactly the same approach as in the previous section we can show that  $e^{-t}C_i[\alpha(t)]$  is a martingale for any  $i$ . Defining  $T$  as the first time that the system leaves  $\mathcal{A}$ , given that it starts with an initial condition such that  $C_i(\alpha) = C_i$ , then, as before,

$$P(T > t) \sim \frac{1}{C_i} e^{-t} = O(e^{-t}) \quad (55)$$

Thus, if we consider the initial distribution  $\mu(\alpha)$ , then, after an equilibration time

of order  $\frac{1}{K+1}$ , the system will be described by a probability distribution given by

$$Q(\mathbf{x}) = P_0(\mathbf{x}) + \sum_{k=1}^K C_k(\mathbf{x}) P_k(\mathbf{x}); \quad (56)$$

Due to (55), the probability that the process beginning at  $\mathbf{x}$  leaves  $\Omega$  in the relevant time range is very small, so that

$$\sum_{\mathbf{x} \in \Omega} Q(\mathbf{x}) = 1; \quad (57)$$

Being a probability distribution,  $Q(\mathbf{x})$  is non-negative, so the above result implies that  $Q(\mathbf{x}) = 0$  for  $\mathbf{x} \notin \Omega$ . Thus, since the regions  $\Omega_k$  are disjoint, we conclude that for all  $k \neq l$ ,

$$Q_k(\mathbf{x}) Q_l(\mathbf{x}) = 0 \quad \text{for } \mathbf{x} \in \Omega_k \cup \Omega_l \quad (58)$$

and also that each  $Q_k$  is normalized over the region  $\Omega_k$ . These functions play the role of  $Q_1$  in the case with a single metastable state.

Again, it is straightforward to show that a restricted process can be constructed inside each  $\Omega_k$ , and that such a process remains close to the original unrestricted process in the relevant time range if the initial condition of both processes satisfies  $C_k(\mathbf{x}) = C_l(\mathbf{x})$ . Thus, we can identify

$$Q_k(\mathbf{x}) = Z^{-1} P_k(\mathbf{x}) \quad (\mathbf{x} \in \Omega_k); \quad (59)$$

where the constant  $Z$  is given by

$$Z = \frac{\sum_{\mathbf{x} \in \Omega_k} P_k(\mathbf{x})}{\sum_{\mathbf{x} \in \Omega_k} P_0(\mathbf{x})}, \quad \sum_{k=1}^K \sum_{\mathbf{x} \in \Omega_k} P_0(\mathbf{x}) = 1; \quad (60)$$

in analogy to equation (24). We can therefore again interpret  $Z$  as the partition function of the ensemble restricted to  $\Omega$ .

Defined in this way, the  $Q_k$  are orthogonal to each other although, being normalized as probability distributions, they are not orthogonal to  $P_0$ . Nevertheless, the functions  $Q_k$  together with  $P_0$  still form a linearly independent basis set, and the description of the system can be carried out in terms of these functions, which are essentially stationary in the relevant time range.

Now, for the slowly decaying states  $Q_k$  to describe metastability, an additional condition is still required, namely

$$\sum_{\mathbf{x} \in \Omega_k} P_0(\mathbf{x}) = 1 \quad (61)$$

for all  $k$ . Thus, the functions  $Q_k$  are not only assumed to essentially be different from zero on disjoint sets, but also, the states they describe are assumed to be extremely improbable in equilibrium.

The aim now is to show that, if the system starts from an arbitrary initial condition, then, with high probability, it either evolves to a state for which the  $C_k(\mathbf{x})$  are close to

those of a  $Q_j(t)$  or to equilibrium. Further, this happens on a "short" time scale, that is, of the order of at most  $\frac{1}{K+1}$ .

As before, the first step in this direction is to consider the evolution of a system starting at an arbitrary  $P_0(t)$ . After a time of order  $\frac{1}{K+1}$  has elapsed, the system will be described by the probability distribution

$$P(j, t) = P_0(t) + \sum_{k=1}^{K^*} C_k(t) P_k(t); \quad (62)$$

We can express the functions  $P_k(t)$  in terms of the  $Q_j(t)$  and the equilibrium distribution  $P_0(t)$ , as

$$P_k(t) = \sum_{j=1}^{K^*} \frac{C_j(t)}{Z} Q_j(t) - P_0(t) \sum_{j=1}^{K^*} \frac{C_j(t)}{Z}; \quad (63)$$

where the coefficients are obtained from (56) and (59) and from the orthogonality between  $P_0(t)$  and  $P_k(t)$ , as well as from the fact that  $P_0(t)$  is negligible on each  $Q_j(t)$ . Thus we can rewrite the expression for  $P(j, t)$  as

$$P(j, t) = \sum_{k=1}^{K^*} \sum_{l=1}^{K^*} \frac{C_l(t) C_k(t)}{Z} P_k(t) + \sum_{k=1}^{K^*} \sum_{l=1}^{K^*} \frac{C_l(t) C_k(t)}{Z} Q_l(t); \quad (64)$$

The above expression means that the system has evolved to one of the states described by a  $Q_j$  distribution, with probability

$$P(2, j, t) = \sum_{k=1}^{K^*} P_k(t) = \sum_{k=1}^{K^*} \frac{C_k(t) C_j(t)}{Z}; \quad (65)$$

and will decay to equilibrium with probability

$$P(2, \text{eq}, j, t) = \sum_{k=1}^{K^*} \sum_{l=1}^{K^*} \frac{C_l(t) C_k(t)}{Z}; \quad (66)$$

Thus, for the process  $(t)$  starting at  $(t=0) = P_0$ ; the functions  $C_k(t)$  tend to the values  $C_k(t)$  with probability  $P(2, j, t)$ , or to zero with probability  $P(2, \text{eq}, j, t)$ , in a time of order  $\frac{1}{K+1}$ .

Further, note that if we choose  $P_0 = Q_j$  in equation (65), then we find

$$\sum_{k=1}^{K^*} \frac{C_k(t) C_j(t)}{Z} = C_j(t); \quad (67)$$

Otherwise, the system would quickly leave  $Q_j$  even though it had started at  $Q_j$ , which is contrary to what we have shown in equations (55) and (61). This can also be understood as a statement that the functions  $Z^{-1/2} Q_j$  are orthonormal with respect to the scalar product (4).

Thus, a system starting at an arbitrary initial state will either decay to equilibrium or evolve to a state described by one of the metastable distributions  $Q_j$ . If it reaches the metastable state  $Q_j$ , then the function  $C_k(t)$  for this process will grow to  $C_k = C_k(t)$ .

This occurs in a time of order  $\frac{1}{K+1}$ , after which the results pertaining to processes characterized by having the maximal value of  $C(\cdot)$  apply. In particular, it will be very probable that the process remains in  $\Omega_K$  for a long time. Further, once in the metastable state, it is described by the equilibrium distribution restricted to that region of phase space, which is again the expected physical behavior of metastable states.

Finally, note that a formula analogous to  $Z_1 = 1 + C^2$ , which was derived for the case of one metastable state, can be obtained as follows. We have

$$Q(\cdot) = P_0(\cdot) + \sum_{K=1}^{\infty} C(\Omega_K) C(\cdot); \quad (68)$$

and upon substituting (68) for  $Q(\cdot)$  and using the fact that  $Q(\cdot) = Z P_0(\cdot)$ , one finally obtains

$$Z = 1 + \sum_{K=1}^{\infty} C(\Omega_K)^2; \quad (69)$$

The other feature that can be discussed within this formalism is the decay path of a metastable system. For this concept to be clear cut, we will consider the case in which the decay rates of the metastable states, while still small, are very different from each other. In such a scenario, there are time scales on which the fastest metastable state has decayed with certainty whereas no other one has. The question then is whether we can evaluate the probability that a system originally in the short-lived metastable state will decay to another metastable state.

Since the eigenvalues of the evolution operator are assumed to be ordered in increasing magnitude, we denote by  $Q_K(\cdot)$  the distribution describing the metastable state with shortest lifetime. This distribution has support on  $\Omega_K$  which is characterized by  $C_K(\cdot) = C_K$ .

Now, after a time greater than  $\frac{1}{K}$ , the contributions from  $P_K(\cdot)$  vanish and the initial distribution evolves into

$$Q_K^0(\cdot) = P_0(\cdot) + \sum_{K=1}^{\infty} C(\Omega_K) P_K(\cdot); \quad (70)$$

with the probability of finding the system in the initial metastable state vanishing:

$$Q_K^0(\cdot) = 0; \quad (71)$$

although  $Q_K^0$  is still normalized. In particular, this means that  $Q_K(\cdot) = C_K(\Omega_K) P_K(\cdot)$  for  $K \geq 2$ .

Expressing  $Q_K^0(\cdot)$  in terms of the remaining  $Q(\cdot)$ , we find that the probability that the state be found in  $\Omega_K$  is given by

$$P_K! = \frac{\sum_{K=1}^{\infty} C(\Omega_K) C(\cdot)}{Z} = \frac{C_K(\Omega_K) C_K(\cdot)}{Z}; \quad (72)$$

where we have used (67) in the last equality.

Thus, the probability for the decay from this metastable state to another can be obtained from the values of the coefficients  $C_K(\cdot)$  appearing in the previous equation. (Note that the above expression implies that  $C_K(\cdot) \geq 0$ .) The probability that the state instead decays directly to equilibrium is

$$P_{K \rightarrow \text{equilibrium}} = 1 - \sum_{K' \neq K} P_{K \rightarrow K'} \quad (73)$$

Thus, under certain circumstances, when the decay rates of the various eigenmodes are very different or their corresponding metastable states fall along different paths, the complete decay of the system can be described as an irreversible Markov chain with transition probabilities given by equations (72) and (73).

## 6. Conclusions and Outlook

A fundamental issue in metastable systems concerns the possibility of describing them as thermodynamic equilibria (in an extended sense) of the system at hand. The fact that they decay to an equilibrium state which is in general quite different appears to preclude such an approach, as do the various results concerning the impossibility of analytically continuing the free energy beyond the coexistence curve. On the other hand, the use of a thermodynamic approach is routine in the applied work on the subject.

In this work, we have attempted to justify the thermodynamic approach starting from a Markovian description. While this may, at first, seem to be an exceedingly restrictive assumption, a moment's thought will show the contrary: indeed, the Markovian approximation is expected to become reasonable on large time scales. But metastability is essentially concerned with that time range which covers times much larger than any microscopic relaxation time but much shorter than the average nucleation time (which we have, throughout the paper, called "the relevant time range"). If such a range does not exist, or if it is not large enough, then we may not meaningfully speak of a metastable state. The Markovian approximation is therefore expected to be relevant within the time range of interest.

Further, we assume that the Markovian dynamics satisfies detailed balance. This last condition is not essential, and indeed, other approaches along similar lines have been made without the assumption of detailed balance [5, 27]. However, in addition to simplifying the derivation, this assumption allows the unambiguous identification of the probability distribution describing the equilibrium state with that of equilibrium statistical mechanics, thus justifying the use of concepts from equilibrium statistical mechanics and thermodynamics in the description of metastable states.

Finally, we have limited ourselves systematically to finite systems. On the one hand, this comes from the fact that severe technicalities arise whenever infinite systems are considered as such. More specifically, however, as already argued by Gaveau and Schulman [5], the thermodynamic limit presents some unique difficulties for metastability: indeed, since the size of the critical nucleating droplet remains constant

as the thermodynamic limit is attained, the time in which the first such droplet will arise goes to zero as the system size increases to infinity.

Our definition of a metastable state includes two components: first, it should involve an isolated eigenstate (when the system has only one metastable state) of the master operator having an exceptionally low eigenvalue. This eigenstate allows us to define the metastable region in the phase space of the system. Second, we impose a technical condition (12) meaning that the probability of being in a metastable state at equilibrium is vanishingly small. The first condition serves to discard the possibility of slow decay mediated by long wavelength hydrodynamic modes. Indeed these usually arise as a quasi-continuum of low-lying excitations and therefore cannot satisfy the condition of being isolated. On the other hand, the technical condition (12) is rather more difficult to understand. Physically, however, since the properties of the metastable and equilibrium phases are markedly different, it is clear that we should make such a requirement of any metastable state, as was already pointed out in [4].

Under the above hypotheses we have shown the following results: first, that any initial condition whatsoever will relax, in a short time, to a state which is either fully in the metastable region or to equilibrium. Further, any state starting well inside the metastable region has a very low probability of leaving it in the relevant time range. We were also able to generalize these results to the case in which a finite number of metastable states exist. We could not, however, extend this to situations in which the number of metastable states grows with the system size: this clearly cannot be done, since it would include, among others, the case of slowly decaying hydrodynamic modes, which correspond to a physically entirely different situation.

A further important result allows to justify the thermodynamic treatment: we show that if one starts inside the metastable region, then a Markov process which reflects the system whenever it attempts to leave the metastable region, is in fact close to the original physical process over the relevant time range. We may therefore, for properties which can be observed over the relevant time range, use this "restricted" process instead of the original one: all the difficulties associated with the existence of nucleation then disappear, so we may apply the entire machinery of equilibrium statistical mechanics to it (Green-Kubo formulae, linear response and so on) while remaining close to the correct answer for the original system.

The main open issue clearly concerns systems with a macroscopic number of low-lying eigenstates of the master operator. At least two apparently different classes of such systems are known: on the one hand, as we have said before, systems in which slow hydrodynamic modes play a role. On the other hand, both structural and spin glasses are assumed to exhibit a large number of metastable states. Clearly, neither can, at present, be treated by the methods presented here, but their extension to such systems certainly presents an interesting challenge.

## Acknowledgments

The authors gratefully acknowledge valuable discussions with J.L. Lebowitz and C. Zhou. DPS thanks UNAM for financial support, and the financial support of DGAPA project IN100803 is also acknowledged.

## References

- [1] J.C. Maxwell. The Theory of Heat. Dover Publications, 9 edition, 2001.
- [2] David Ruelle. Statistical Mechanics: Rigorous Results. World Scientific Publishing Co. Inc., River Edge, NJ, 1999.
- [3] J.S. Langer. Theory of the condensation point. *Ann. Phys.*, 41:108{157, 1967.
- [4] O. Penrose and J.L. Lebowitz. Rigorous treatment of metastable states in the van der Waals-Maxwell theory. *J. Stat. Phys.*, 3:211{236, 1971.
- [5] Bernard Gaveau and L.S. Schulman. Theory of nonequilibrium first-order phase transitions for stochastic dynamics. *J. Math. Phys.*, 39(3):1517{1533, 1998.
- [6] Hernan Larraalde and Francois Leyvraz. Metastability for Markov processes with detailed balance. *Phys. Rev. Lett.*, 94(16):160201, 2005.
- [7] Enzo Olivieri and Maria Eulalia Vares. Large Deviations and Metastability, volume 100 of *Encyclopedia of Mathematics and its Applications*. Cambridge University Press, Cambridge, 2005.
- [8] G. Baez, H. Larraalde, F. Leyvraz, and R.A. Mendez-Sanchez. Fluctuation-dissipation theorem for metastable systems. *Phys. Rev. Lett.*, 90(13):135701, 2003.
- [9] Pierre Brémard. Markov Chains, volume 31 of *Texts in Applied Mathematics*. Springer-Verlag, New York, 1999.
- [10] M.E.J. Newman and G.T. Barkema. Monte Carlo Methods in Statistical Physics. Oxford University Press, New York, 1999.
- [11] Per Arne Rikvold, H. Tomita, S. Miyashita, and Scott W. Sides. Metastable lifetimes in a kinetic Ising model: Dependence on field and system size. *Phys. Rev. E*, 49(6):5080{5090, 1994.
- [12] Anton Bovier, Michael Eckhoff, Veronique Gayard, and Markus Klein. Metastability and low lying spectra in reversible Markov chains. *Comm. Math. Phys.*, 228(2):219{255, 2002.
- [13] Anton Bovier and Francesco Manzo. Metastability in Glauber dynamics in the low-temperature limit: beyond exponential asymptotics. *J. Stat. Phys.*, 107(3-4):757{779, 2002.
- [14] Isidor Shteto, Jorge Linares, and Francois Varret. Monte Carlo entropic sampling for the study of metastable states and relaxation paths. *Phys. Rev. E*, 56(5):5128{5137, 1997.
- [15] L.S. Schulman and Bernard Gaveau. Coarse grains: the emergence of space and order. *Found. Phys.*, 31(4):713{731, 2001.
- [16] Fugao Wang and D.P. Landau. Determining the density of states for classical statistical models: A random walk algorithm to produce a flat histogram. *Phys. Rev. E*, 64(5):056101, 2001.
- [17] Fugao Wang and D.P. Landau. Efficient, multiple-range random walk algorithm to calculate the density of states. *Phys. Rev. Lett.*, 86(10):2050{2053, 2001.
- [18] Chenggang Zhou and R.N. Bhatt. Understanding and improving the Wang-Landau algorithm. *Phys. Rev. E*, 72(2):025701, 2005.
- [19] Chenggang Zhou, T.C. Schulthess, Stefan Torbrügge, and D.P. Landau. Wang-Landau algorithm for continuous models and joint density of states. *Phys. Rev. Lett.*, 96:120201, 2006.
- [20] L.S. Schulman. *J. Phys. A*, 13:237, 1980.
- [21] H. Tomita and S. Miyashita. Statistical properties of the relaxation processes of metastable states in the kinetic Ising model. *Phys. Rev. B*, 46(14):8886{8893, Oct 1992.
- [22] David Chandler. Introduction to Modern Statistical Mechanics. Oxford University Press, New York, 1987.

- [23] Armando Ticona Bustillos, Dieter W. Heermann, and Claudette E. Cordeiro. Reconstruction of the free energy in the metastable region using the path ensemble. *J. Chem. Phys.*, 121(10):4804{4809, 2004.
- [24] Emilio N. M. Cirillo and Enzo Olivieri. Metastability and nucleation for the Blume-Capel model. Different mechanisms of transition. *J. Stat. Phys.*, 83(3-4):473{554, 1996.
- [25] T. Fig, B. M. Gornan, P. A. Rikvold, and M. A. Novotny. Numerical transfer-matrix study of a model with competing metastable states. *Phys. Rev. E*, 50(3):1930{1947, 1994.
- [26] David P. Sanders, Hernan Larraalde, and Francois Leyvraz. In preparation.
- [27] B. Gaveau and L. S. Schulman. Multiple phases in stochastic dynamics: Geometry and probabilities. *Phys. Rev. E*, 73(3):036124, 2006.
- [28] Giulio Biroli and Jorge Kurchan. Metastable states in glassy systems. *Phys. Rev. E*, 64(1):016101, 2001.