

Large irreversibility field in nanoscale C-doped MgB₂/Fe tape conductors

Yanwei Ma ^{a)}, Xianping Zhang

*Applied Superconductivity Lab., Institute of Electrical Engineering, Chinese Academy of Sciences,
P.O. 2703, Beijing 100080, China*

S. Awaji

*High Field Laboratory for Superconducting Materials, Institute for Materials Research,
Tohoku University, Sendai 980-8577, Japan*

Zhaoshun Gao, Dongliang Wang, Zhengguang Yu

*Applied Superconductivity Lab., Institute of Electrical Engineering, Chinese Academy of Sciences,
P.O. 2703, Beijing 100080, China*

G. Nishijima, K. Watanabe

*High Field Laboratory for Superconducting Materials, Institute for Materials Research,
Tohoku University, Sendai 980-8577, Japan*

Abstract

We investigated the effect of nanoscale-C doping on the critical current density J_c and irreversibility field B_{irr} of Fe-sheathed MgB₂ tapes prepared by the *in-situ* powder-in-tube method. The tapes were heat treated at 600-950°C for 1 h. Higher values of J_c and B_{irr} were seen for 5 at.%C-doped MgB₂ tapes at higher sintering temperatures, where substantial substitution of boron for carbon occurred. The C-doped samples sintered at 950°C showed the highest B_{irr} , for example, at 4.2 K, the B_{irr} reached 22.9 T. In particular, at 20 K, B_{irr} for the C-doped tape achieved 9 T, which is comparable to the upper critical field of the commercial NbTi at 4.2 K. This role of nano-sized C particles can be very beneficial in the fabrication of MgB₂ tapes for magnetic resonance imaging applications at 20 K.

^{a)} electronic mail: ywma@mail.iee.ac.cn

Introduction

Compared to conventional metallic superconductors, MgB₂ has advantages of high transition temperature (T_c) and low raw material costs of both B and Mg. It is believed that MgB₂ can be used with a convenient cryocooler as a conductor for a cryogen-free magnet at elevated temperatures of around 20 K [1]. In particular, recent studies found a significant upper critical field B_{c2} enhancement, B_{c2}^{\perp} (4.2 K) \approx 35 T and B_{c2}^{\parallel} (4.2 K) \approx 51 T, in C-alloyed films [2]. Such critical field properties exceed those of any Nb-based conductor at any temperature, suggesting that MgB₂ could also be a replacement for the well-known Nb₃Sn as a high field magnet conductor.

The method commonly used to fabricate MgB₂ tape is the powder-in-tube technique [3]. So far, enormous efforts have been directed towards improving B_{c2} and in-field critical current density (J_c) through development and application of various methods for fabrication of technically usable materials, such as chemical doping [4-8], irradiation with heavy ions [9], and various processing techniques [10-11]. Among all the methods, chemical doping is the most promising way for applications. Since MgB₂ has a relatively large coherence length and small anisotropy, the fluxoids to be pinned are string-like and amenable to pinning by inclusions and precipitates in the grains.

Dou et al. [4] have reported that SiC doping can significantly improve the irreversibility field (B_{irr}) and J_c . Kumakura et al. [6] used hydride-based MgB₂ powder with SiC dopants in the *in-situ* process, enhancing B_{irr} from 17 T to 22.5 T at 4.2 K. SiC-doped MgB₂ has also been attempted by Sumption et al. [7] in metal sheathed strands reaching B_{c2} values up to 33 T. Since C element is widely recognized to enter the structure through replacing boron, it is expected that the carbon, which has one more electron than boron, will donate electrons to the σ band. Thus, C doping of MgB₂ is believed to be a quite useful means of alloying MgB₂ for enhancing B_{c2} and flux pinning [12-13]. Recently, we have demonstrated that a J_c enhancement by more than one order of magnitude in high magnetic fields can be easily achieved through doping the MgB₂/Fe tape with C nanoparticles. The highest J_c value of tapes was achieved in the 5 at.% nano-C addition [14]. Therefore, we expected that transport measurements in higher fields on C-doped samples would provide additional useful information for understanding the J_c and B_{irr} behaviors of MgB₂ tapes. In this work, the effect of sintering temperature

on J_c -B property was investigated, and high-field resistive transitions were used to demonstrate relatively large values of B_{irr} of C-added MgB_2 tapes under various heating conditions.

Experimental

Powders of magnesium (99.8%, -325 mesh), amorphous boron (99.99%, 2-5 μ) and carbon nanoparticle powders (20-30 nm, amorphous) were used for the fabrication of tapes by the *in-situ* powder-in-tube method. The nano-C concentration was fixed to be 5 at.%. Details of the tape fabrication procedure have been described elsewhere [14]. The sheath materials chosen for this experiment were commercially available pure Fe. The mixed powder was filled into a Fe tube of 8 mm outside diameter and 1.5 mm wall thickness in air. After packing, the tube was rotary swaged and drawn to wires of 1.5 mm in diameter. The wires were subsequently rolled to tapes of $\sim 3.2 \times 0.5$ mm. Short samples (~ 4 cm each), cut from the tapes, were heated in flowing *Ar* at temperatures ranging from 600 to 950°C for 1 h. Undoped tapes were also prepared under the same conditions for use as reference samples.

In order to precisely evaluate the B_{irr} values at elevated temperatures, resistive transition measurements were made on 1.5 cm long tapes at the High Field Laboratory for Superconducting Materials (HFLSM) in Sendai. The resistance versus temperature curves were measured in magnetic fields up to 17 T by a four-probe method using a 20 T superconducting magnet. Four-point transport resistive measurements in high magnetic field up to 26 T at 4.2-10 K were also made using a 28 T hybrid magnet. The distance between the voltage taps was 5 mm. The applied current was 100 mA. The temperature of the tapes was changed by the combination of He gas cooling and heating, and the temperature of the tape was monitored with a thermometer attached directly to the tape. A magnetic field was applied parallel to the tape surface and perpendicular to the current flow. Values of B_{irr} were obtained taking the 10% points of the resistive transition. The transport J_c at 4.2 K and its magnetic field dependence were evaluated by a standard four-probe technique with a criterion of 1 μ V/cm. Magnetic fields were applied parallel to the tape surface by employing either a newly developed 18 T cryogen-free superconducting magnet [15] or the 28 T hybrid magnet at the HFLSM.

Results and discussion

Figure 1 shows the J_c at 4.2 K in magnetic fields up to 18 T for 5% C-doped tapes that were sintered at different temperatures ranging from 600 to 950°C. The J_c values of an undoped tape heated at 800°C are also included as a standard. Only data above 5 T are shown, because at lower field region, I_c was too high to be measured. From Fig. 1, we immediately notice that the sintering temperature has a significant effect on the J_c -B performance. The J_c values of doped samples increased systematically with increasing sintering temperatures. All the C-doped samples sintered at different temperatures exhibited superior J_c values compared to the pure tape in measuring fields of up to 18 T. The tape sintered at 950°C revealed the highest J_c values with excellent J_c -B performance compared to all other samples: at 4.2 K, the transport J_c reached 2.11×10^4 A/cm² at 10 T, over an order of magnitude larger than for the undoped sample. Furthermore, for C-added tapes, the field dependence of the J_c became weaker with increasing heat treatment temperature. This behavior is quite in contrast to the SiC-doped case [16], where the J_c -B curves were independent of the sintering temperature. In fact, it is recognized that the higher the sintering temperature is, the larger the proportion of C that is substituted for B in MgB₂ [12-13, 17]. Therefore, our C-doped samples heated at higher temperatures showed a better field performance and higher J_c , indicating that a higher annealing temperature promotes more C substitution reaction for B, thus enhancing flux pinning and improving the high-field J_c .

To identify the critical current properties in higher magnetic fields above 18 T, transport J_c measurements were carried out by using the hybrid magnet at the HFLSM in Sendai. Figure 2 shows the magnetic-field dependence of the transport J_c at 4.2 K for pure and 5% C-doped MgB₂/Fe tapes. Again, both $J_c(B)$ values of C-doped MgB₂ tapes were higher than for the pure MgB₂ sample, and the tape heated at 950°C still exhibited the largest J_c value. Specifically, C-doped tapes showed much smaller dependence of J_c on magnetic field due to the C addition, which can be explained by the introduction of effective pinning centers in higher fields. However, the J_c of the undoped tape decreased rapidly with increasing the magnetic field. In addition, the J_c value of the pure sample fell to 10 A/cm² at 16 T. For the C-doped tape sintered at 950°C, on the other hand, J_c higher than 10 A/cm² was observed at 23 T. Clearly, doping with C significantly improved the

B_{irr} values of MgB_2 tapes well above 20 T.

In order to precisely evaluate the B_{irr} values at elevated temperatures, we performed the resistance versus temperature measurements on the pure and C-added MgB_2 tapes in various magnetic fields by the four-probe resistive method. With increasing the magnetic field, both the onset and zero resistive points of the superconducting transition curve shifted towards low temperatures for MgB_2 tapes, as typically shown in Fig. 3. The T_c of the pure sample was 36.5 K. For the C-doped tape sintered at 800°C, T_c decreased by 1.8 K. By contrast, T_c was depressed to about 34.2 K for the doped sample heated at 950°C. This indicates that the extent of the C substitution reaction increases with increasing sintering temperature, resulting in T_c depression, which is in agreement with a recent report [17]. As we can see, although the pure sample has a higher T_c value at zero field, T_c was depressed more severely in the un-doped sample compared to the C-doped one by the applied magnetic field.

Figure 4 shows the temperature dependence of B_{irr} for the pure and C-added tapes, obtained from the 10% values of their corresponding resistive transitions. Clearly, the B_{irr} of the C-doped tapes increased more rapidly with decreasing temperature than that of the undoped one. It is noted that both the B_{irr} curves for doped tapes showed a crossover with the pure sample at higher temperature, for instance, the crossover at 26 K for an 800°C curve while at 29 K for the 950°C curve. Although the C addition introduced a degradation of the T_c , the C-doped tapes show a higher B_{irr} in the low temperature region. In fact, the C-doped samples sintered at 950°C showed the highest B_{irr} .

Figure 4 suggests that the higher sintering temperature led to a higher H_{irr} value in C-doped MgB_2 tapes, a result indicating that a degree of carbon substitution improves with increasing heat treatment temperature. This increase in the C substitution in the B sites from higher sintering temperatures, results in an increase in the impurity scattering in the σ band and a consequent improvement in the B_{c2} value.

It is also interesting to note from Fig.4 that at 4.2 K, B_{irr} for the C-doped tape heated at 950°C reached 22.9 T, compared to 16 T for the undoped one. This is consistent with B_{irr} data being determined by the transport $J_c(B)$ measurements (see Fig.2). The B_{irr} value of 22.9 T, which is even slightly higher than that of SiC-added MgB_2 tapes using MgH_2+B powders [6], was comparable to the B_{c2} of a conventional bronzed-processed

Nb₃Sn conductor. Most importantly, at 20 K, the B_{irr} achieved 9 T for C-doped tapes heated at 950°C, which was comparable to the B_{c2} at 4.2 K of commercial NbTi conductors [18]. This result clearly demonstrates that magnetic resonance imaging magnet made by NbTi wires and operated at 4.2 K, can be replaced with a convenient cryogen-free magnet operated at around 20 K fabricated with MgB₂ conductors.

Conclusions

In summary, we have synthesized nano-C doped MgB₂/Fe tapes by applying heat treatments at 600-950°C. Higher values of J_c(B) and B_{irr} were seen for C-doped MgB₂ tapes at higher sintering temperatures, where substantial substitution of boron for carbon occurred. In particular, the C-added tapes showed the B_{irr} value comparable to that of commercial NbTi at 20 K. This role of nano-sized C particles can be very beneficial in the fabrication of MgB₂ tapes for magnetic resonance imaging applications at 20 K.

Acknowledgments

We thank Yulei Jiao, Ling Xiao, Haihu Wen, Liye Xiao and Liangzhen Lin for their help and useful discussions. This work is partially supported by the National Science Foundation of China (NSFC) under Grant Nos.50472063 and 50572104 and National “973” Program (Grant No. 2006CB601004).

References

- [1] Y. Iwasa, D. C. Larbalestier, M. Okada, R. Penco, M. D. Sumption, and X. Xi, *IEEE Trans. Appl. Supercond.* 16, 1457 (2006).
- [2] V. Braccini, A. Gurevich, J. E. Giencke, M. C. Jewell, C. B. Eom, E. E. Hellstrom, and D. C. Larbalestier, et al., *Phys. Rev. B* 71, 012504 (2005).
- [3] R. Flukiger, H. L. Suo, N. Musolino, C. Beneduce, P. Toulemonde, and P. Lezza, *Physica C* 385, 286 (2003).
- [4] S. X. Dou, S. Soltanian, J. Horvat, X. L. Wang, S. H. Zhou, M. Ionescu, H. K. Liu, P. Munroe, and M. Tomsic, *Appl. Phys. Lett.* 81, 3419 (2002).
- [5] J. Wang, Y. Bugoslavsky, A. Berenov, L. Cowey, A. D. Caplin, L. F. Cohen, J. L. MacManus-Driscoll, L. D. Cooley, X. Song, and D. C. Larbalestier, *Appl. Phys. Lett.* 81, 2026 (2002).
- [6] H. Kumakura, H. Kitauchi, A. Matsumoto, and H. Hatakeyama, *Appl. Phys. Lett.* 84, 3669 (2004).
- [7] M. D. Sumption, M. Bhatia, M. Rindfleisch, M. Tomsic, S. Soltanian, S. X. Dou, and E. W. Collings, *Appl. Phys. Lett.* 86, 092507 (2005).
- [8] Yanwei Ma, H. Kumakura, A. Matsumoto, H. Hatakeyama, and K. Togano, *Supercond. Sci. Technol.* 16, 852 (2003).
- [9] Y. Bugoslavsky, L. F. Cohen, G. K. Perkins, M. Polichetti, T. J. Tate, and R. Gwilliam, A. D. Caplin, *Nature* 410, 561 (2001).
- [10] A. Serquis, L. Civale, D. L. Hammon, X. Z. Liao, J. Y. Coulter, Y. T. Zhu, M. Jaime, D. E. Peterson, F. M. Mueller, V. F. Nesterenko, and Y. Gu, *Appl. Phys. Lett.* 82, 2847 (2002).
- [11] Yanwei Ma, A. Xu, X. Li, X. Zhang, S. Awaji and K. Watanabe, *Jpn. J. Appl. Phys.* 45, L493 (2006).
- [12] R. H. T. Wilke, S. L. Bud'ko, P. C. Canfield, D. K. Finnemore, R. J. Suplinskas, and S. T. Hannahs, *Phys. Rev. Lett.* 92, 217003 (2004).
- [13] B. J. Senkowicz, J. E. Giencke, S. Patnaik, C. B. Eom, E. E. Hellstrom, and D. C. Larbalestier, *Appl. Phys. Lett.* 86, 202502 (2005).
- [14] Yanwei Ma, X. Zhang, G. Nishijima., K. Watanabe, S. Awaji, and X. Bai, *Appl. Phys. Lett.* 88, 072502 (2006).

- [15]G. Nishijima, S. Awaji, S. Hanai, and K. Watanabe, Fusion Eng. Design, in press.
- [16]H. Kumakura, H. Kitauchi, A. Matsumoto, and H. Hatakeyama, IEEE Trans. Appl. Supercond. 15, 3184 (2005).
- [17]W. K. Yeoh, J. H. Kim, J. Horvat, X. Xu, M. J. Qin, S. X. Dou, C. H. Jiang, T. Nakane, H. Kumakura, and P. Munroe, Supercond. Sci. Technol. 19, 596 (2006).
- [18]K. Tachikawa, T. Asano, and T. Takeuchi, Appl. Phys. Lett. 39, 766 (1981).

Captions

Figure 1 Transport J_c at 4.2 K in magnetic fields up to 18 T for 5 at.% C-doped MgB_2 tapes sintered at various temperatures. The J_c values of an undoped tape heated at 800°C are also included as a standard.

Figure 2 Transport J_c -B curves at 4.2 K in the high magnetic fields of pure and 5 at.% C-doped MgB_2 tapes.

Figure 3 The typical resistance vs temperature curves for the pure and 5 at.% C-doped MgB_2 tapes heated at 800°C.

Figure 4 B_{irr} values as a function of the temperature for the pure and 5 at.% C-doped MgB_2 tapes. The B_{irr} values were defined as the 10% points of the resistive transition.

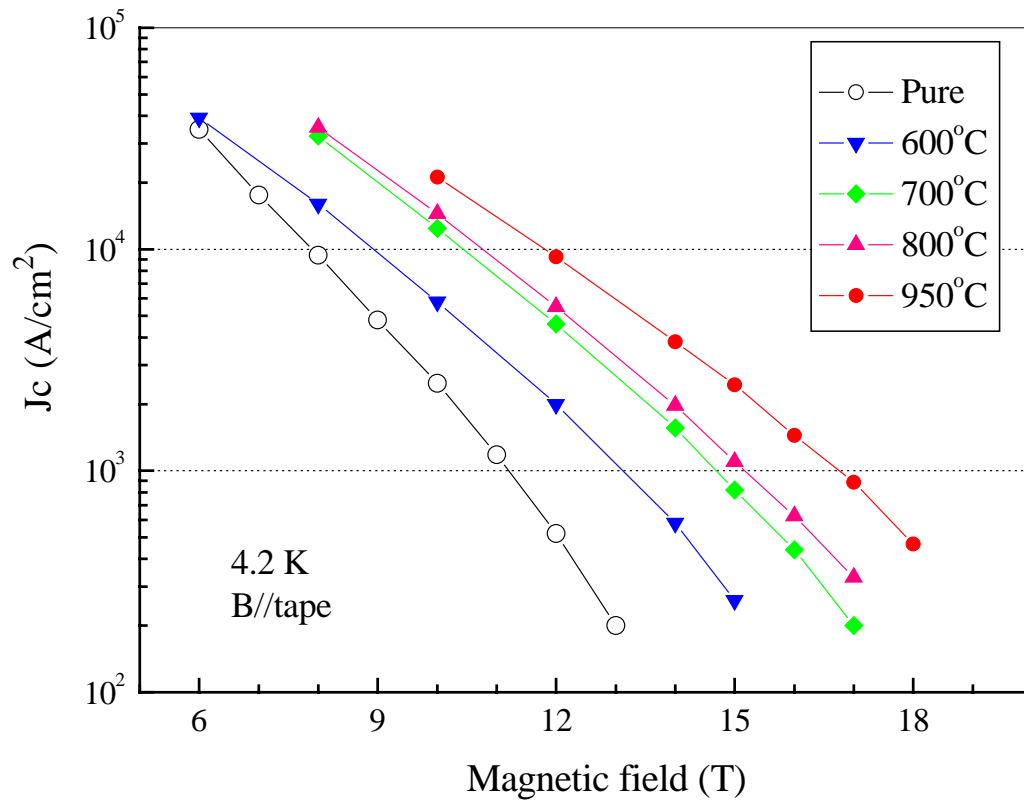


Fig. 1 Ma et al.

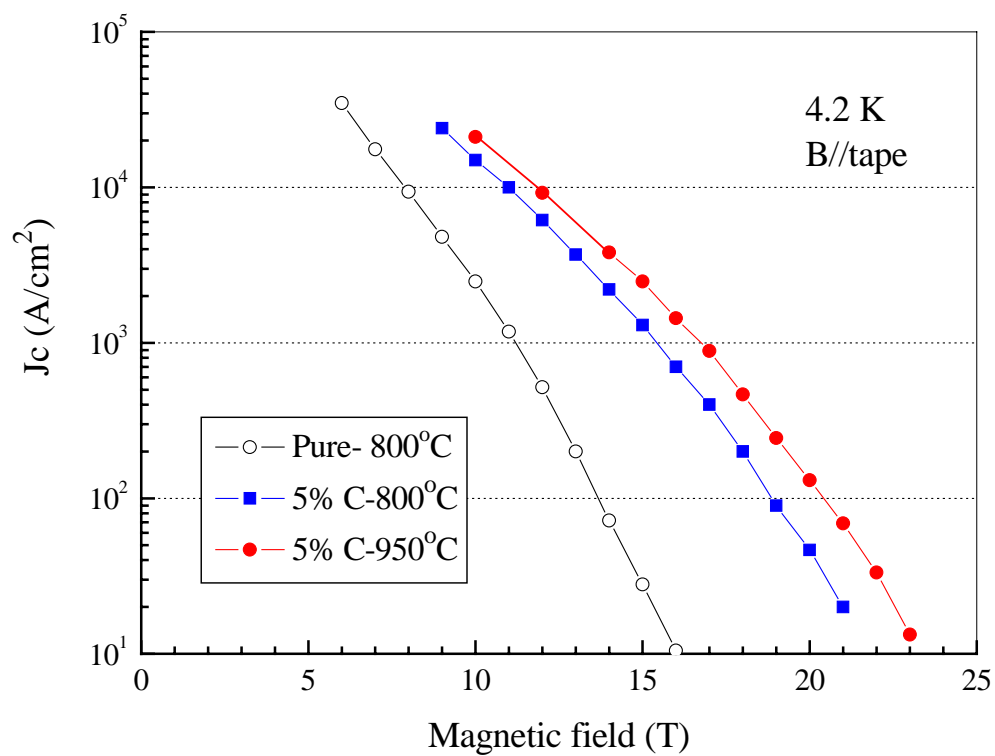


Fig. 2 Ma et al.

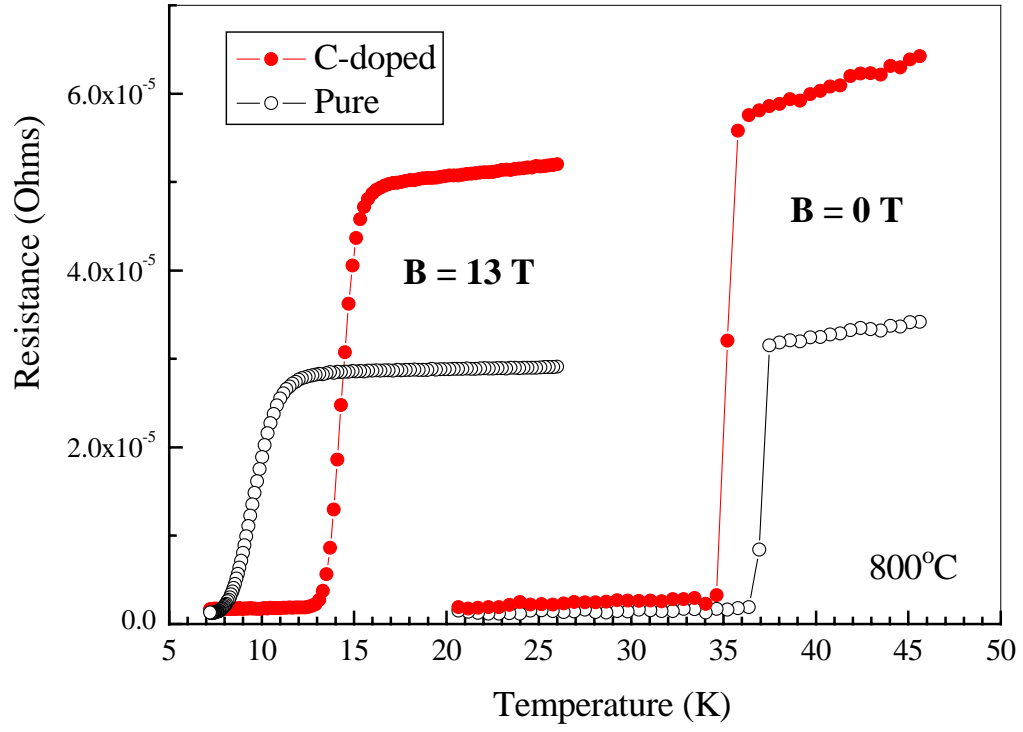


Fig. 3 Ma et al.

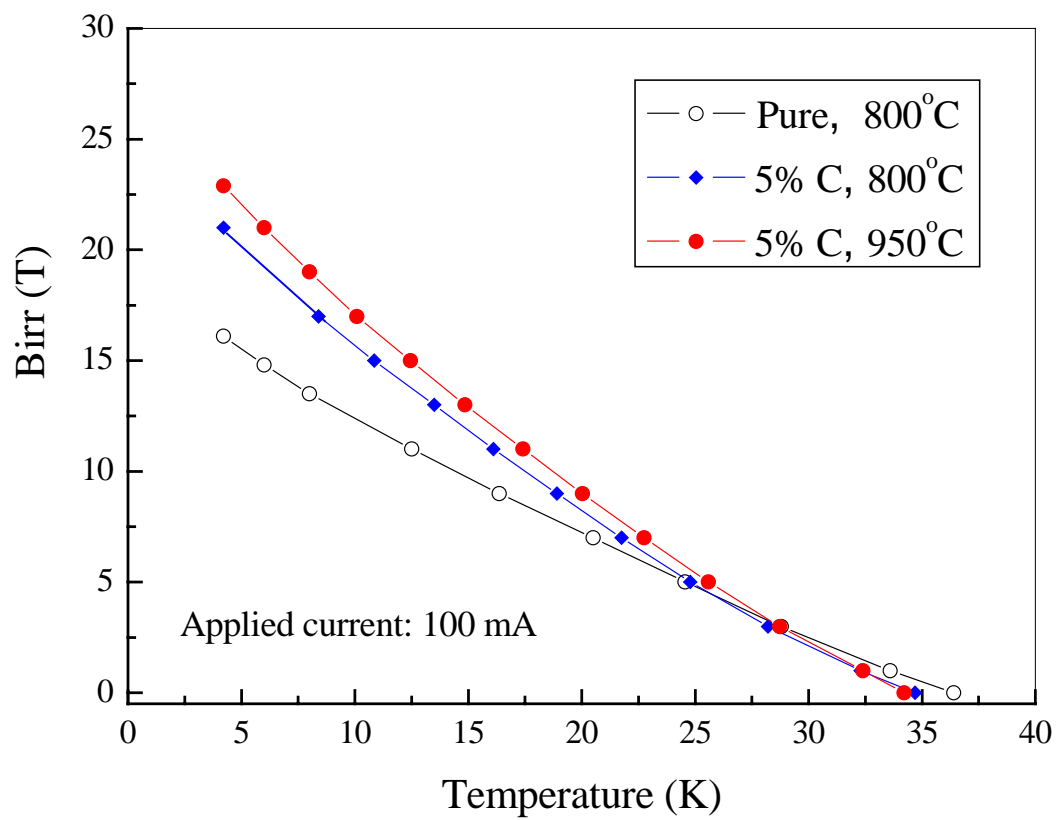


Fig. 4 Ma et al.