

# Magnetic and orbital correlations in a two-site molecule

Marcin Raczkowski<sup>1,2</sup>, Raymond Fresard<sup>2</sup> and Andrzej M. Oles<sup>1</sup>

<sup>1</sup> Marian Smoluchowski Institute of Physics, Jagellonian University,  
Reymonta 4, PL-30059 Kraków, Poland

<sup>2</sup> Laboratoire CRISMAT, UMR CNRS-ENSICAEN (ISMRA) 6508,  
6 Bd. du Maréchal Juin, F-14050 Caen, France

E-mail: M.Raczkowski@if.uj.edu.pl, Raymond.Fresard@ensicaen.fr and  
A.M.Oles@fkf.mpg.de

**Abstract.** We analyze the role of orbital degeneracy in possible magnetic and orbital instabilities by solving exactly a two-site molecule with two orbitals of either  $e_g$  or  $t_{2g}$  symmetry at quarter-filling. As a generic feature of both models one finds that the spin and orbital correlations have opposite signs in the low temperature regime when the orbitals are degenerate, in agreement with the Goodenough-Kanamori rules. While Hund's exchange coupling  $J_H$  induces ferromagnetic spin correlations in both models, it is more efficient for  $t_{2g}$  orbitals where the orbital quantum number is conserved along the hopping processes. We show that the ground state and finite temperature properties may change even qualitatively with increasing Coulomb interaction when the crystal field splitting of the two orbitals is finite, and the Goodenough-Kanamori rules may not be followed.

Published in J. Phys.: Condens. Matter 18, 7449-7469 (2006).

PACS numbers: 71.10.Fd, 71.27.+a, 75.10.Lp, 75.30.Et

## 1. Introduction

The Hubbard model has been employed for a long time as the conceptually simplest model which might explain metallic ferromagnetism of itinerant electrons [1, 2] and localization due to Coulomb repulsion [3]. Unlike initially expected, this model does not easily yield ferromagnetism on the hypercubic lattice and some additional conditions have to be satisfied to stabilize a ferromagnetic (FM) phase. As one of very few exact results in this many-body problem, Nagaoka established long ago [4] that in the limit of infinite local Coulomb interaction  $U \rightarrow \infty$ , a single hole doped into a half-filled system leads to the FM ground state. There are several indications that this remains valid for a finite concentration of holes [5, 6]. Nevertheless the ground state of the Hubbard model on the square lattice may only be FM for values of  $U$  far larger than the bandwidth [7]. Ferromagnetism may be also promoted by a particular lattice or band structure [6], or even by disorder [8]. Lieb first showed that a half-filled flat band induces a net magnetization [9]. Furthermore, Hirsch and others have focused on the effect of additional off-diagonal matrix elements of the Coulomb interaction [10].

A major step towards understanding the physics of metallic ferromagnetism in transition metals such as Fe, Co, and Ni, was the suggestion that orbital degeneracy might play a crucial role. It was first pointed out by Slater, Statz, and Koster [11] and then stressed by van Vleck [12] that in the presence of degenerate orbitals, Hund's exchange coupling  $J_H$  favours local triplet spin configurations of two electrons occupying different orbitals. This has important consequences for ferromagnetism as local moments are formed and thus  $J_H$  helps to stabilize magnetic phases, including the FM one [13]. Roth examined the doubly degenerate model at quarter-filling in three dimensions [14]. She found that the ground state is a spin triplet and orbital singlet for two sites, i.e., the system forms an orbital superlattice structure in which two sublattices have different orbitals occupied by electrons at each of them. This interrelation between staggered orbital order and spin ferromagnetism was next emphasized by Kugel and Khomskii [15] who derived an effective strong coupling Hamiltonian with coupled spin and orbital degrees of freedom, extended further by Cyrot and Lyon-Caen [16] by on-site pair hopping, and by Inagaki [17]. These seminal papers started a new field in spin-orbital physics in correlated transition metal oxides [18], where superexchange models derived in the strong coupling regime provide a theoretical background for understanding both magnetic and optical properties [19]. Numerous spin-orbital models have been derived in the regime of large Coulomb interactions, both with  $e_g$  [20] and with  $t_{2g}$  [21] orbital degrees of freedom and are currently investigated.

While systems of higher dimensionality are clearly the ones of most interest [22, 23], significant insight into the complementary behaviour of spin and orbital degrees of freedom was obtained in a one-dimensional (1D) model. Indeed, many of essential features of such 1D systems were established by quantum Monte Carlo simulations [24], Exact Diagonalization (ED) studies [25, 26, 27], the combination of these two approaches [28], and Density Matrix Renormalization Group (DMRG) method [29]. Spin, charge,

and orbital correlations in the 1D Hubbard model with  $t_{2g}$  orbitals at several densities have been also examined in a very recent study by Xavier et al. [30], which combines DMRG and the Lanczos technique.

Unfortunately, in a vast majority of studies, a conceptually simplified model, i.e., the degenerate Hubbard model with equivalent orbitals [22] or at best with different bandwidth obtained with diagonal hopping [23], has been investigated so far. However, it has been recently shown within dynamical mean field theory that a finite on-site hybridization between orbitals enhances the charge and orbital fluctuations and plays a significant role especially for the orbital-selective Mott transition [31]. In fact, a proper description of a system with  $e_g$  orbitals involves a more complex kinetic energy Hamiltonian as in this case the orbital flavour during the intersite hopping is not conserved, and this is likely to lead to partial orbital polarization which is expected to strongly modify the magnetic instabilities [32, 33], resulting in a rich phase diagram. In addition only little is known in analytic form about these models, besides expansions in  $t$  around the atomic limit which result into the celebrated Goodenough-Kanamori rules [34, 35] and spin-orbital models. In particular cases, such as half-filling in two-band models, they corroborate the results obtained from weak coupling approaches, and therefore gaining further qualitative insight into the corresponding problems is unlikely. In contrast, at quarter filling, weak coupling approaches are at odds with the strong coupling expansions [32], and the situation remains controversial. Fortunately this situation can be studied rigorously on the analytical level, both for  $e_g$  and  $t_{2g}$  orbitals, in a two-site molecule.

The paper is organized as follows. Firstly, we introduce a realistic model with two  $e_g$  orbitals and compared it with the one for  $t_{2g}$  orbitals in section 2. Secondly, the solutions for both models are given and compared with each other in section 3. Thereby, we identify characteristic differences in the behaviour of both orbital degrees of freedom [36]. Furthermore, in section 3 we verify whether the phenomenon of a complementary behaviour of the spin and orbital flavours is also a characteristic feature of this particular case by analyzing spin and pseudospin correlation functions. Comparisons to strong coupling expansions are presented as well. Next, in section 4 we investigate the influence of finite crystal field splitting on the ground state properties. Finally, section 5 summarizes the paper and gives general conclusions.

## 2. Model Hamiltonian for $e_g$ and for $t_{2g}$ orbitals

The magnetic and orbital instabilities within the  $e_g$  band become especially relevant in the context of doped nickelates  $\text{La}_{2-x}\text{Sr}_x\text{NiO}_4$  (LSNO), where interesting novel phases including the stripe order were discovered [37]. Even though doped nickelate LSNO is isostructural with its cuprate counterpart  $\text{La}_{2-x}\text{Sr}_x\text{CuO}_4$ , its electronic degrees of freedom are more complicated. In fact, a realistic Hamiltonian for LSNO must contain, besides the  $x^2 - y^2$  orbital states deciding about the properties of the cuprates, also the  $3z^2 - r^2$  orbital states, so as to account for the actual filling with two holes and for the

high-spin state ( $S = 1$ ) in the stoichiometric compound. Such a model of interacting  $e_g$  electrons in (a;b) plane may be written as follows,

$$H = H_{kin} + H_{int} + H_{cf}; \quad (1)$$

with two orbital flavours:  $j_{xi} = x^2 - y^2$  and  $j_{zi} = 3z^2 - r^2$  forming a basis in the orbital space. The kinetic energy is described by,

$$H_{kin} = \sum_{i,j} \sum_{\alpha\beta} t_{ij} c_{i\alpha}^\dagger c_{j\beta}; \quad t_{ij} = \frac{t}{4} \begin{pmatrix} 3 & 0 \\ 0 & 1 \end{pmatrix} \begin{pmatrix} p & 1 \\ 3 & 1 \end{pmatrix}; \quad (2)$$

where  $t$  stands for an effective (dd) hopping matrix element due to the hybridization with oxygen orbitals on Ni-O-Ni bonds, and the off-diagonal hopping  $t_{ij}^z$  along a and b axis depends on the phase of the  $j_{xi}$  orbital along the considered cubic direction.

For our purpose it is most convenient to consider an  $e_g$  orbital basis consisting of a directional orbital  $j_{xi}$  along the molecular bond and a planar orbital  $j_{yi}$  orthogonal to  $j_{xi}$  [28]. Pairs of such orthogonal orbitals defining a new basis might be obtained by the following transformation of the original orbital basis  $\{j_{xi}; j_{zi}\}$ ,

$$\begin{pmatrix} j_{xi} \\ j_{yi} \end{pmatrix} = \begin{pmatrix} \cos \frac{\theta}{2} & \sin \frac{\theta}{2} \\ \sin \frac{\theta}{2} & \cos \frac{\theta}{2} \end{pmatrix} \begin{pmatrix} j_{xi} \\ j_{zi} \end{pmatrix}; \quad (3)$$

with the angle  $\theta = 2\pi/3$  depending on whether one considers the bond along a or b axis. This rotation leads to a simple diagonal form of the hopping matrix,

$$t_{ij} = t \begin{pmatrix} 1 & 0 \\ 0 & 0 \end{pmatrix}; \quad (4)$$

allowing only for intersite transitions between two directional  $j_{xi}$  orbitals along each bond [38]. We compare this case with a frequently studied degenerate Hubbard model with equivalent orbitals. Such a model describes the dynamics of two active  $t_{2g}$  orbitals, e.g., for a molecular bond along a axis,  $j_{xi} = j_{zi}$  and  $j_{yi} = j_{xi}$ , so that the hopping matrix is diagonal,

$$t_{ij} = t \begin{pmatrix} 1 & 0 \\ 0 & 1 \end{pmatrix}; \quad (5)$$

The electron-electron interactions are described by the on-site terms, which we write in the following form [39],

$$H_{int} = U \sum_i (n_{ix} n_{ix\#} + n_{iz} n_{iz\#}) + (U - \frac{5}{2} J_H) \sum_i n_{ix} n_{iz} + 2J_H \sum_i S_{ix} S_{iz} + J_H \sum_i (c_{ix}^\dagger c_{ix\#}^\dagger c_{iz\#} c_{iz} + c_{iz}^\dagger c_{iz\#}^\dagger c_{ix\#} c_{ix}); \quad (6)$$

Here  $U$  and  $J_H$  stand for the intraorbital Coulomb and Hund's exchange elements, whereas  $n_i = n_{i\alpha}$  is the electron density at site  $i$  in  $\alpha = x; z$  orbital state.

The last term  $H_{cf}$  stands for the uniform crystal-field splitting between  $j_{xi}$  and  $j_{zi}$  orbitals along the c axis,

$$H_{cf} = \frac{1}{2} E_0 \sum_i (n_{ix} - n_{iz}); \quad (7)$$

The splitting of two  $e_g$  orbitals occurs due to the tetragonal Jahn-Teller distortion of the  $\text{NiO}_6$  octahedron. In  $\text{La}_2\text{NiO}_4$ , however, the octahedron, with the  $\text{Ni-O-Ni}$  bond lengths being 1.95 (2.26) Å in-plane (out-of-plane) [40], respectively, is much less distorted than the  $\text{CuO}_6$  octahedron with 1.89 and 2.43 Å bond lengths in  $\text{La}_2\text{CuO}_4$  [41], which reflects the difference in electron filling. In what follows we consider only a realistic positive  $E_0$  favouring, due to elongated octahedra, the  $j_i$  occupancy over the  $\bar{j}_i$  occupancy by the  $e_g$  electrons in doped compounds.

### 3. Physical properties at orbital degeneracy

#### 3.1. Classification of eigenstates using the symmetry properties

In this section we present an exact solution of a two-site molecule at quarter filling with two degenerate orbitals of either  $e_g$  or  $t_{2g}$  symmetry. Although it is straightforward to solve the present problem numerically, it is more instructive to find the solution analytically. Along this process several important aspects will be clarified.

While the total spin operator commutes with the Hamiltonian and its z-component can be used to label the eigenstates this does not hold for the total orbital pseudospin operator  $T = \sum_i T_i$ , where its three components are given by,

$$T_i = T_i^x; T_i^y; T_i^z = \begin{pmatrix} 0 & n_x & 0 \\ c_1^y & c_1^x & \frac{1}{2} \\ -c_1^x & c_1^y & 0 \end{pmatrix} (n_i \quad n_{\bar{i}}) : \quad (8)$$

In order to distinguish the third component of the pseudospin from that conventionally used for a bond along c axis ( $T_i^z$ ), we have labelled it with the  $x$  index. Note however that in contrast to the spin operator, the  $y$ -component of the pseudospin operator,

$$T = \sum_i T_i^y; \quad (9)$$

does not commute with the Hamiltonian (1), so the states with different values of this observable mix with each other. Nevertheless, we will use its eigenvalues together with the z-component  $S^z$  of the total spin operator  $S$  to specify multiparticle states in terms of which we write the Hamiltonian. It is straightforward to construct explicitly all 28 states; they are listed in Appendix A.

In the high-spin subspaces  $S^z = \pm 1$ , the Hamiltonian (1) is decomposed into a zero  $2 \times 2$  matrix  $H_0$  involving the two  $j_i$  states with  $T = \pm 1$ , and two  $2 \times 2$  matrices:

$$H_1 = \begin{pmatrix} h_1^+ & j & h_2 & j \\ 0 & t & t & j_1^+ i \\ t & t & U & 3J_H \\ j_2 i & j_1 i & j_2 i & j_1 i \end{pmatrix}; \quad (10)$$

and,

$$H_2 = \begin{pmatrix} h_1 & j & h_2^+ & j \\ 0 & t & t & j_1 i \\ t & t & U & 3J_H \\ j_1^+ i & j_2^+ i & j_1^+ i & j_2^+ i \end{pmatrix}; \quad (11)$$

Now we are left with the  $S^z = 0$  subspace. In the  $S = 1$  sector one recovers the same eigenenergies: two zeros corresponding to the above  $T = \pm 1$  localized states with

$T = 1$ , and the eigenvalues following from the matrices  $H_1$ , and  $H_2$ . In the  $S = 0$  subspace, using the states with  $T = 1$ , the following Hamiltonian matrices are found in addition:

$$H_3 = \begin{pmatrix} 0 & 0 & 2t & 0 & 0 \\ 0 & 2t & U & J_H & 0 \\ 2t & U & J_H & U & 2t \\ 0 & J_H & U & 2t & 0 \\ 0 & 0 & 2t & 0 & 0 \end{pmatrix} \begin{pmatrix} 1 & 0 & 1 \\ 0 & 1 & 0 \\ 0 & 0 & 1 \\ 0 & 0 & 1 \\ 1 & 0 & 1 \end{pmatrix} \begin{pmatrix} j_1^+ i \\ j_2^+ i \\ j_3^+ i \\ j_4^+ i \\ j_1 i \end{pmatrix} ; \quad (12)$$

and,

$$H_4 = \begin{pmatrix} U & J_H \\ J_H & U \end{pmatrix} \begin{pmatrix} j_2^+ i \\ j_3^+ i \end{pmatrix} ; \quad (13)$$

Finally, in the sector with  $T = 0$ , the Hamiltonian matrices read,

$$H_5 = \begin{pmatrix} U & J_H & t & t \\ t & t & 0 & 0 \end{pmatrix} \begin{pmatrix} j_7^+ i \\ j_8^+ i \\ j_7 i \\ j_8 i \end{pmatrix} ; \quad (14)$$

$$H_6 = \begin{pmatrix} U & J_H & t & t \\ t & t & 0 & 0 \end{pmatrix} \begin{pmatrix} j_7^+ i \\ j_8^+ i \\ j_7 i \\ j_8 i \end{pmatrix} ; \quad (15)$$

### 3.2. Eigenenergies for $t_{2g}$ orbitals

Let us consider first a model with two active and equivalent  $t_{2g}$  orbitals. The third orbital may be neglected in various contexts: (i) either in a  $d^1$  configuration when a crystal field raises the energy of the third orbital above the other two we consider, or (ii) in a  $d^3$  low spin configuration when a crystal field lowers the energy of the third orbital below the other two (the former one being filled), or (iii) in a  $d^5$  low spin configuration when a crystal field lowers the energy of the third orbital below the other two in which case one meets the problem of one hole in two orbitals. From the few layered perovskites that may correspond to these cases let us mention  $\text{NdSrCrO}_4$  [42]. We note that the distortions in layered perovskites differ from the ones in cubic perovskites, where they are typically trigonal. For this model every matrix in equations (12)–(15) can be easily diagonalized and the corresponding eigenvalues are listed in the Appendix B. For clarity we have used the symmetry and classified them into triplet ( $S = 1$ ) and singlet ( $S = 0$ ) subspaces.

To get more insight into the competition between the tendencies towards the antiferromagnetic (AF) and FM ground states, we now discuss the lowest energy eigenstates in the strong coupling (large  $U$ ) limit. As expected, the lowest energy,

$$E_{T_0}^{t_{2g}} = \frac{1}{2} U - 3J_H - \frac{16t^2}{(U - 3J_H)^2 + 16t^2} ; \quad (16)$$

obtained by the diagonalization of the matrix in equation (11), belongs to spin triplet coexisting with the pseudospin singlet. In the case of strong on-site interorbital repulsion ( $U - 3J_H \gg t$ ), the lowest high-spin energy (16) reads,

$$E_{T_0}^{t_{2g}} \approx \frac{4t^2}{U - 3J_H} ; \quad (17)$$

Table 1. Lowest eigenenergies of the model (1) for  $t_{2g}$  orbitals at  $U = 8t$ , obtained for the representative values of  $J_H = 0, U=8$  and  $U=4$ . The eigenstates are specified by the total spin  $S_n$  and the expectation value of the  $z$ -component of the total pseudospin  $T_z$  (9). Triplet states with  $S_n = 1$  have three components  $S_n^z = -1; 0; 1$ .

$J_H = 0$			$J_H = U=8$			$J_H = U=4$		
$E_n/t$	$S_n$	$T_z$	$E_n/t$	$S_n$	$T_z$	$E_n/t$	$S_n$	$T_z$
0.4721	1	0	0.7016	1	0	1.2361	1	0
	0	1	0.5311	0	0	0.6056	0	0
	0	0		0	0		0	0

Note however that finite  $J_H$  could significantly reduce the value of the interorbital repulsion  $U - 3J_H$ , so that it would no longer be much larger than  $t$ . As a consequence, significant corrections to the above result obtained to second order in  $t = (U - 3J_H)$  are expected in this case. Analogously, the lowest low-spin energy results from the matrix in equation (12), which is degenerate with the one obtained from the matrix in equation (14),

$$E_{S_0}^{t_{2g}} = \frac{1}{2} U - J_H \pm \sqrt{(U - J_H)^2 + 16t^2}, \quad \frac{4t^2}{U - J_H}; \quad (18)$$

in the strong coupling regime.

Comparison of equation (18) with the lowest high-spin energy given by equation (17) allows one to draw interesting conclusions about conditions required for ferromagnetism. It is apparent that  $E_{S_0}^{t_{2g}}$  and  $E_{T_0}^{t_{2g}}$  are degenerate for  $J_H = 0$ . However, even in infinitesimally small  $J_H > 0$  lifts this degeneracy and might give rise to spin ferromagnetism combined with the alternating orbital (AO) pseudospin correlation.

As an illustrative example, we present in table 1 the lowest eigenenergies  $E_n$  obtained from the ED of the Hamiltonian (1) for the  $t_{2g}$  orbitals in the strong coupling regime  $U = 8t$  for a few values of  $J_H$ . We have specified them in terms of the total spin  $S_n = 0; 1$ . Another quantity used for the classification of states is the  $z$ -component of the total pseudospin operator, see equation (9). However, even in this case it is not a good quantum number being modified by the 'pair-hopping' processes from one orbital to the other present in equation (6). Indeed, in matrix (12), a sector consisting of  $j_{1i}$  and  $j_{2i}^+$  states, carrying the  $T_z = -1$  pseudospin favour, is coupled to the one in terms of  $j_{3i}^+$  and  $j_{4i}$  states, carrying the opposite  $T_z = 1$  favour. Similarly, sectors with different pseudospin favours are mixed in matrix (13). Thus, one has to determine the expectation values of  $T_z$  by a direct evaluation using the eigenstates of the Hamiltonian.

The ground state of the  $t_{2g}$  model with finite  $J_H$  is a spin triplet accompanied by a pseudospin singlet (cf. table 1). Notice however that its energy  $1.2361t$  obtained for  $J_H = U=4$  differs vastly from the value  $E_{T_0}^{t_{2g}} = -2t$  estimated roughly from equation (17). The reason of this discrepancy is the failure of the second order perturbation theory controlled by  $t^2 = (U - 3J_H)$ , being here of order  $O(t)$ . Therefore, it can be used only for qualitative arguments in this regime, while it works better for smaller  $J_H = U=8$ ,

Table 2. The same as in table 1 but for  $e_g$  orbitals, and four representative values of Hund's exchange:  $J_H = 0, U=8, U=4$ , and  $U=3$ .

$J_H = 0$			$J_H = U=8$			$J_H = U=4$			$J_H = U=3$		
$E_n=t$	$S_n$	$T_n$	$E_n=t$	$S_n$	$T_n$	$E_n=t$	$S_n$	$T_n$	$E_n=t$	$S_n$	$T_n$
0.4721	0	1	0.4784	0	0.9985	0.4983	0	0.9935	1.0	1	0.0
0.1231	1	0	0.1926	1	0.0	0.4142	1	0.0		1	0.0
	1	0		1	0.0		1	0.0	0.5204	0	0.9877
	0	0	0.1401	0	0.0	0.1623	0	0.0	0.1813	0	0.0
	0	0		0	0.0		0	0.0		0	0.0

yielding there  $0.8t$ , a value much closer to the exact energy  $0.7016t$ .

### 3.3. Eigenenergies for $e_g$ orbitals

Turning now to the  $e_g$  orbital model and recollecting the immobile  $j_i$  orbital favour with  $t = 0$ , one immediately notices two sets of two identical  $2 \times 2$  subspaces spanned by the  $T = 0$  states, described by the matrices in equations (14)–(15), which readily yield two doubly degenerate singlets (cf. Appendix C). Diagonalizing the submatrix (12) yields the three eigenvalues given in Appendix C. The first of them (C.3) corresponds to the lowest energy low-spin state. In the strong coupling regime, i.e. for  $(U - J_H) \gg t$ , one finds

$$E_{S_0}^{e_g} \approx \frac{4t^2U}{U^2 - J_H^2}; \quad (19)$$

It has to be compared with the lowest eigenvalue of the  $S^z = 1$  subspace, the lowest energy doubly degenerate spin triplet,

$$E_{T_0}^{e_g} = \frac{1}{2} (U - 3J_H) \pm \sqrt{(U - 3J_H)^2 + 4t^2}; \quad (20)$$

obtained by the diagonalization of the matrices (10) and (11). It corresponds, as in the model with  $t_{2g}$  orbitals, to the pseudospin singlet ( $T_n = 0$ ). In the strong coupling regime it yields the lowest high-spin energy,

$$E_{T_0}^{e_g} \approx \frac{t^2}{U - 3J_H}; \quad (21)$$

Note that the energy is much higher than that for the  $t_{2g}$  model, see equation (17), as only one electron is immobile.

Based on the lowest energy excitations (19) and (21) one can easily notice a striking difference between  $t_{2g}$  and  $e_g$  orbitals with respect to the ground state. Indeed, in contrast to the  $t_{2g}$  model where even in infinitesimally small  $J_H > 0$  lifts the degeneracy between the lowest energy singlet and triplet excitations and stabilizes the FM spin correlation, one can expect that the singlet state with the energy  $E_{S_0}^{e_g}$  (C.3) remains the  $e_g$  ground state up to  $J_H = U=4$ .

The corresponding exact eigenenergies of the Hamiltonian (1) with  $e_g$  orbitals obtained in the strong coupling regime  $U = 8t$  for a few values of  $J_H$  are listed in



table 2. The data show that increasing  $J_H$  diminishes the energy difference between the lowest singlet and the first two triplet excited states. Remarkably, however, even for unrealistically large  $J_H = U=4$ , the  $e_g$  ground state is still a singlet with almost fully occupied mobile pseudospin  $j_i$  orbitals (cf. table 2) contradicting our predictions from the strong coupling regime. It follows from the approximate low-spin state energy  $E_{S_0}^{e_g}$  (19) which overestimates the tendency towards ferromagnetism due to the performed expansion, and the transition from the singlet to the high-spin state occurs only for  $J_H \sim 0.27U$ . Indeed, the ground state found for  $J_H = U=3$  is a triplet, with the energy well below that of the singlet state (see table 2). Therefore, although Hund's exchange coupling  $J_H$  is a driving force of the FM spin correlations in both models, it is decisively more efficient in the case of  $t_{2g}$  orbitals, where infinitesimal  $J_H$  stabilizes the high-spin state as both pseudospins are mobile.

Actually, one can rewrite the interaction term of the Hamiltonian  $H_{int}$  (6) as a superposition of interactions in different channels, involving the density, magnetization, orbital polarization, magnetic orbital polarization, and on-site orbital  $ip$  term, respectively [32]. In each of them the interaction strength is different: it is systematically attractive (repulsive) in the magnetic (density) channels, while it turns repulsive in the orbital polarization channel for  $5J_H > U$ . As a result, one expects a transition in the ground state from pseudospin triplet to singlet with increasing  $J_H=U$ . This is precisely the transition we discussed above for  $e_g$  electrons. In contrast, the magnetic instability takes over for  $t_{2g}$  electrons, and the spin triplet ground state is found at any  $J_H > 0$ .

### 3.4. Correlation functions and susceptibility at orbital degeneracy

We now turn to the temperature dependence of the on-site  $\langle hS_i^2 \rangle$  and intersite  $\langle hS_1 S_2 \rangle$  spin correlations, and the on-site  $\langle hT_i^2 \rangle$  and intersite  $\langle hT_1 T_2 \rangle$  pseudospin correlations. The latter yield information about an orbital state together with orbital correlation between neighbouring sites.

In figure 1 we present the temperature dependence of the spin and pseudospin correlation functions as well as both susceptibilities of the model with  $e_g$  orbitals. We have set Hund's exchange coupling to be  $J_H=U = 1=8$  (dashed line) and  $J_H=U = 1=4$  (solid line). At low temperature, one expects charge localization as the system is in the strong coupling regime  $U = 8t$ . Indeed, the local spin moment  $\langle hS_i^2 \rangle$  reaches virtually the magnitude  $S(S+1) = 3=4$  for the spin  $S = 1=2$ . A rise of  $\langle hS_i^2 \rangle$  above this value upon increasing temperature is caused by thermal excitations to triplet states. They are favored by Hund's interaction and form local high-spin configurations. Consequently, the rise of  $\langle hS_i^2 \rangle$  is larger for stronger  $J_H = U=4$ . Next, the intersite spin correlation function  $\langle hS_1 S_2 \rangle$  indicates the low-spin (AF) nature of the ground state, whereas the corresponding pseudospin function  $\langle hT_1 T_2 \rangle$  illustrates the ferro orbital (FO) pseudospin correlation.

The results obtained within the  $t_{2g}$  model are qualitatively different. First, at  $J_H = 0$ , apart from spin  $SU(2)$  symmetry there is an additional  $SU(2)$  symmetry for

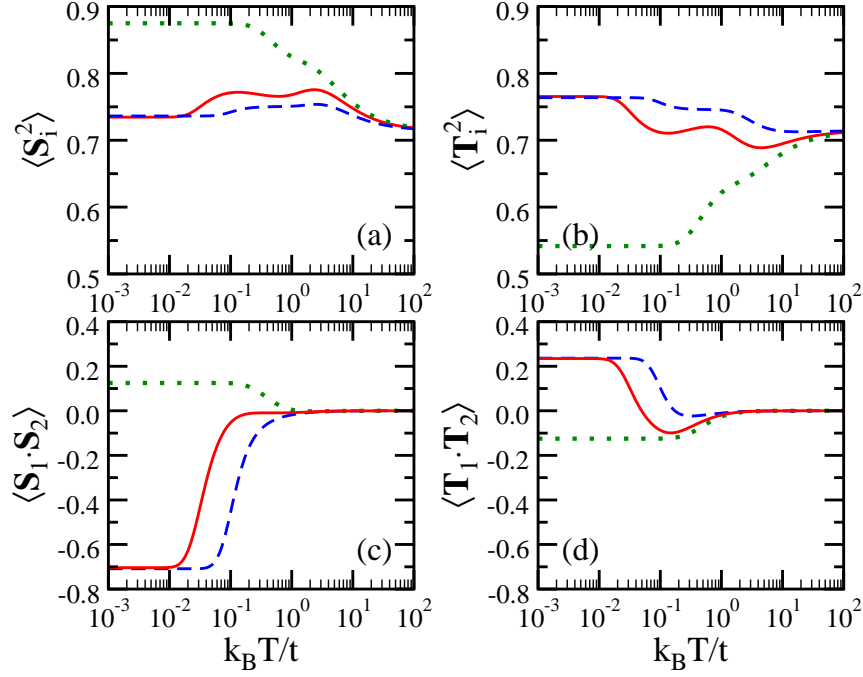


Figure 1. Temperature dependence of local moments (a) spin  $\langle S_i^2 \rangle$ , (b) pseudospin  $\langle T_i^2 \rangle$ , and of intersite correlations (c) spin  $\langle S_1 \cdot S_2 \rangle$ , (d) pseudospin  $\langle T_1 \cdot T_2 \rangle$ , as obtained for the model with  $e_g$  orbitals, for increasing values of Hund's exchange:  $J_H = U=8$  (dashed line),  $J_H = U=4$  (solid line) and  $J_H = U=3$  (dotted line). Parameters:  $U = 8t$ ,  $E_0 = 0$ .

orbital degrees of freedom, resulting in higher SU(4) symmetry [43] and intersite spin and pseudospin correlation functions are both negative and identical. Second, at finite  $J_H$  positive  $\langle S_1 \cdot S_2 \rangle$  indicates the FM nature of the ground state supported by the pseudospin singlet with negative  $\langle T_1 \cdot T_2 \rangle$  correlations shown in figure 2.

The gradual increase of triplet intersite correlations  $\langle S_1 \cdot S_2 \rangle$  observed for the  $e_g$  model is also well recognized in the spin susceptibility, see figure 3(a). Upon taking the logarithm of  $\chi_s$  we find a typical AF behaviour with a characteristic cusp at the crossover temperature  $T_c(e_g)$ . Obviously, the AF array that sets in has zero net magnetic moment at the temperature below  $T_c(e_g)$  and this explains the observed cusp in  $\chi_s$ . Only for large  $J_H = U=3$  the ground state is a triplet, and the spin susceptibility changes to the Curie-Weiss type. In contrast, in case of  $t_{2g}$  model [figure 3(b)],  $\chi_s$  is large at low temperature already for  $J_H = 0$  as the ground state has degenerate singlet and triplet states. Increasing  $J_H$  gives here only moderate enhancement of the spin susceptibility as the degeneracy of the ground state is then removed.

### 3.5. Specific heat and entropy at orbital degeneracy

Different energy spectra of the  $e_g$  and  $t_{2g}$  systems result in quite different temperature behaviour of the specific heat  $C$  and the entropy  $S$ , as shown in figures 4 and 5. Consider first the  $e_g$  system. As depicted in figure 4, a low temperature peak of the specific heat

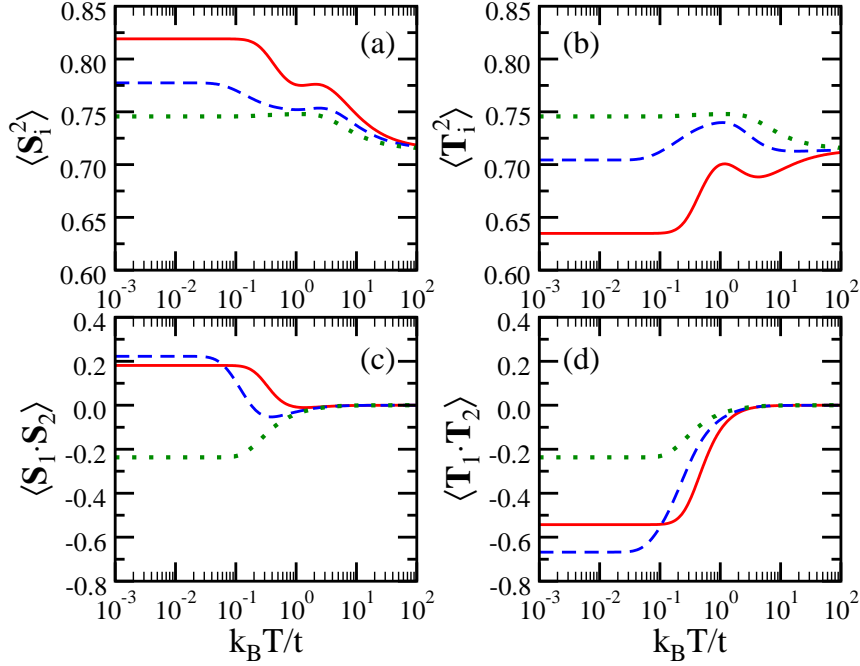


Figure 2. The same as in Figure 1 but for the model with  $t_{2g}$  orbitals, and for:  $J_H = 0$  (dotted line),  $J_H = U=8$  (dashed line),  $J_H = U=4$  (solid line).

coincides with the characteristic kink in the susceptibility  $\chi_s$  [cf. Figure 3 (a)]. Comparing the position of the peaks corresponding to  $J_H = U=8$  and  $J_H = U=4$ , one finds that increasing  $J_H$  reduces  $T_c$  ( $e_g$ ), as the crossover to the high-spin state is approached. Note, however, that for  $J_H = U=4$  the low temperature peak in the specific heat splits into two. The first one corresponds to a transition from the singlet ground state to the first two triplet excited states with the excitation energy  $E_1/t = 0.0841$ , whereas the second

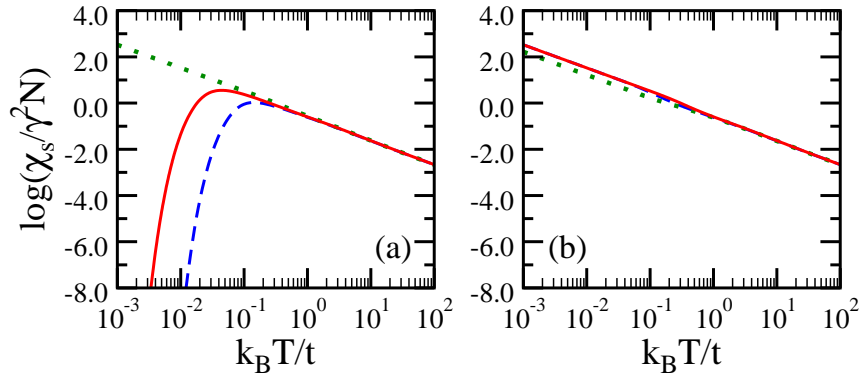


Figure 3. Temperature dependence of the spin susceptibility  $\log(\chi_s / \gamma^2 N)$  per site ( $N = 2$ ) as obtained for two values of Hund's exchange,  $J_H = U=8$  (dashed lines) and  $J_H = U=4$  (solid lines), for: (a)  $e_g$  model, and (b)  $t_{2g}$  model. For comparison the susceptibilities obtained with  $J_H = U=3$  for the  $e_g$  model and with  $J_H = 0$  for the  $t_{2g}$  model are shown by dotted lines. Parameters:  $U = 8t$ ,  $E_0 = 0$ .

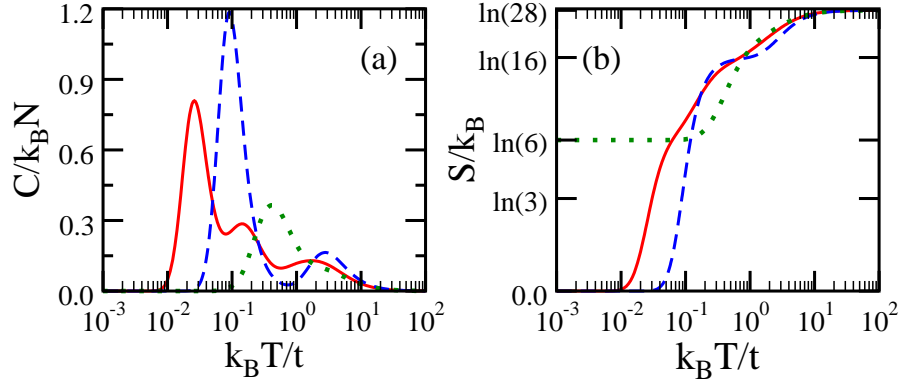


Figure 4. Temperature dependence of (a) the specific heat  $C$  per site and (b) the entropy  $S$ , as obtained for  $e_g$  orbitals with:  $J_H = U=8$  (dashed line),  $J_H = U=4$  (solid line), and  $J_H = U=3$  (dotted line). Parameters:  $U = 8t$ ,  $E_0 = 0$ .

one appears due to the higher energy charge excitations, with the excitation energies  $E_2/t = 0.336$  and  $E_3/t = 0.498$ , respectively. In contrast, when  $J_H = U=8$  the excitation energy into the first excited state is much larger  $E_1/t = 0.286$ , whereas the other excitation energies are nearly unaltered:  $E_2/t = 0.338$  and  $E_3/t = 0.478$ . This results in a single broad low temperature peak. High temperature peaks occur due to thermal excitations which create double occupancies and lead to charge delocalization, well seen in the suppression of  $hS_i^2$ . Finally, at large  $J_H = U=3$  all peaks in the specific heat merge into a single broad peak at higher temperature.

Turning now to the temperature dependence of the entropy depicted in figure 4 (b), one finds  $S \rightarrow 0$  in the low  $T$  regime for the singlet ground state. Basically, the overall rapid increase of the entropy around  $T_c(e_g)$  in figure 4 (b) is very much the same for  $J_H = U=8$  and  $J_H = U=4$ , corresponding to the low temperature peak in the specific heat. However, a detailed behaviour of  $S$  depends on  $J_H$ . In the regime of small Hund's exchange  $J_H = U=8$ , where  $I_5 = 16$  singly occupied states are well separated from doubly occupied ones,  $S$  possesses a point of inflection  $S = k_B \ln 16$  at  $k_B T \sim t$ , which follows from the gapped character of the specific heat. In contrast, for the larger  $J_H = U=4$ , the entropy increase starts at lower temperature as the energy of the singlet-triplet excitation is low. Here the gap between singly and doubly occupied states is smaller and the corresponding point of inflection is less transparent. The limiting value  $S = k_B \ln 28$  results from the calculation performed in the canonical ensemble.

The situation is quite different in the case of the  $t_{2g}$  model. Unlike the  $e_g$  case, increasing  $J_H$  shifts  $T_c(t_{2g})$  towards higher temperatures (figure 5). As a result, the crossover temperatures of both systems differ substantially, especially in the large  $J_H = U=4$  regime. Indeed, from the position of the low temperature peak of the specific heat in figures 4 (a) and 5 (a), one can read off that  $k_B T_c(e_g) = 0.025t$ , whereas  $k_B T_c(t_{2g}) = 0.35t$ . The origin of this marked difference is certainly the fact that increasing  $J_H$  diminishes (enlarges) the gap between the spin singlet (triplet) ground state and the first excited triplet (singlet) state of the  $e_g$  ( $t_{2g}$ ) system, respectively (cf.

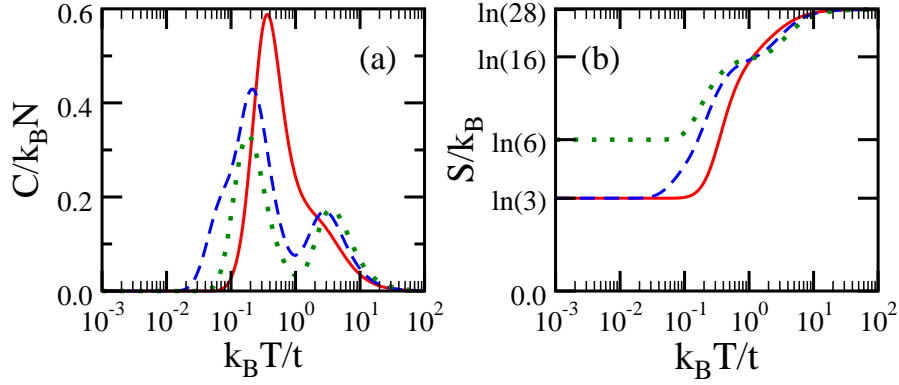


Figure 5. The same as in figure 4 but for  $t_{2g}$  orbitals. Dotted, dashed, and solid line corresponds to  $J_H = 0$ ,  $J_H = U=8$ , and  $J_H = U=4$ , respectively.

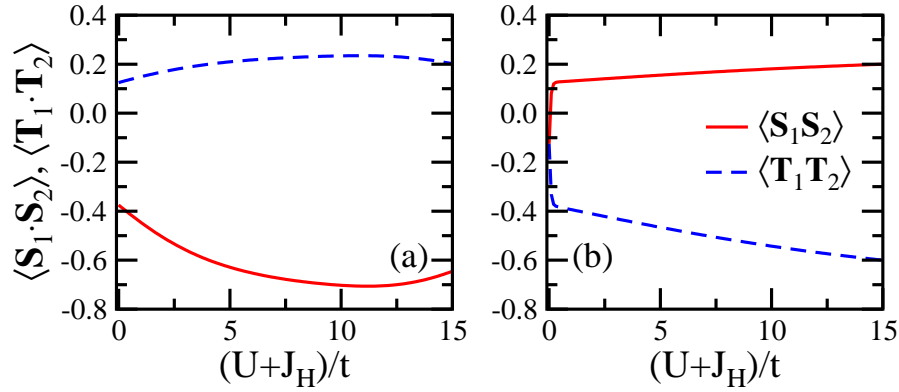


Figure 6. Zero temperature intersite correlation functions: spin  $\langle S_1 \cdot S_2 \rangle$  (solid lines) and pseudospin  $\langle T_1 \cdot T_2 \rangle$  (dashed lines) as functions of the Stoner parameter  $U + J_H$  in the two-band model at  $J_H = U=4$  for: (a)  $e_g$  orbitals, and (b)  $t_{2g}$  orbitals.

tables 1 and 2). In contrast to the  $e_g$  case, the entropy is finite in the low temperature regime, and approaches either the value  $k_B \ln 3$  for both  $J_H = U=8$  and  $J_H = U=4$  or  $k_B \ln 6$  when  $J_H = 0$ , see figure 5 (b). Indeed, for  $J_H = 0$ , the ground state corresponds to six degenerate states | three of them constitute a spin triplet, whereas the others are singlets, as shown in table 1. However, any finite  $J_H > 0$  splits up these states and leads to the triplet ground state with the entropy  $S = k_B \ln 3$ . As in the  $e_g$  case,  $S$  has a clear point of inflection only in the small  $J_H = U=8$  regime.

To summarize this section, we compare in figure 6 the intersite spin  $\langle S_1 \cdot S_2 \rangle$  and pseudospin  $\langle T_1 \cdot T_2 \rangle$  correlation functions for the  $e_g$  system [cf. figure 6 (a)] and for the  $t_{2g}$  system [cf. figure 6 (b)] as a functions of the Stoner parameter  $U + J_H$ . Note that  $\langle S_1 \cdot S_2 \rangle$  is finite and negative even in the noninteracting  $U = 0$  limit due to the Pauli principle. On the one hand, the  $e_g$  results illustrate the AF correlations in the ground state (negative  $\langle S_1 \cdot S_2 \rangle$ ) owing to the preferred mobile pseudospin  $j$  i. On the other hand, the ground state of the  $t_{2g}$  system with a finite interaction is a spin triplet as  $\langle S_1 \cdot S_2 \rangle$  is positive and a pseudospin singlet as the corresponding correlation function

Table 3. Eigenenergies of model (1) with  $t_{2g}$  orbitals as obtained at  $U = 8t$  with a finite crystal field  $E_0 = 2t$  acting perpendicular to the chain, for two values of Hund's exchange:  $J_H = U=8$  and  $J_H = U=4$ . The spin quantum number  $S_n$  and the expectation value of  $T_n$  operator (9) in each eigenstate  $j|i$  are given.

$J_H = U=8$			$J_H = U=4$		
$E_n=t$	$S_n$	$T_n$	$E_n=t$	$S_n$	$T_n$
2.4767	0	0.4995	2.4910	0	0.4980
2.0	1	0.5	2.0	1	0.5
0.7016	1	0.0	1.2361	1	0.0
0.5311	0	0.0	0.6056	0	0.0
0.0	1	0.0	0.0	1	0.0
	0	0.0		0	0.0
1.5183	0	0.4977	1.4876	0	0.4899
2.0	1	0.5	2.0	1	0.5
5.0	1	0.0		1	0.0
5.7016	1	0.0	3.2361	1	0.0
5.7639	0	0.4472	5.1716	0	0.3536
6.2695	0	0.4498	5.7610	0	0.3539
7.0	0	0.0	6.0	0	0.0
7.5311	0	0.0	6.6056	0	0.0
10.2361	0	0.4472	10.8284	0	0.3536
10.6890	0	0.4516	11.2424	0	0.3620

$\hbar T_1$  is negative. We therefore conclude that the ground state properties strongly depend on the orbital correlations, in agreement with the Goodenough-Kanamori rules [34].

#### 4. New features at finite crystal field

##### 4.1. Correlation functions and susceptibility at finite crystal field

We now discuss the influence of the crystal field splitting given by equation (7). Here we are interested in the nontrivial case of crystal field acting along the  $c$  axis perpendicular to the chain. Hence, as we have been working with the  $e_g$  orbital basis consisting of a directional orbital along the molecular bond  $j|i$  and an orthogonal to it planar orbital  $j\perp i$ , one needs to rotate the field (7) expressed in the original orbital basis  $f_{j|i}; j\perp i$  by the same angle  $\theta = 2\pi/3$  which enabled us to simplify the form of the hopping matrix (2) into (4). Making the inverse transformation to (3) in equation (7), one obtains the crystal field term,

$$H_{cf} = \frac{1}{2}E_0 \sum_i \cos(\varphi_i^y - \varphi_i^x) + \sin(\varphi_i^y - \varphi_i^x) : \quad (22)$$

Note that  $\cos$  is negative so the field (22) favours the  $j\perp i$  occupancy over the  $j|i$  occupancy, as it should.

Table 4. The same as in table 3 but for  $e_g$  orbitals.

$J_H = U=8$			$J_H = U=4$		
$E_n=t$	$S_n$	$T_n$	$E_n=t$	$S_n$	$T_n$
2.0786	0	0.4229	2.0965	1	0.4429
2.0548	1	0.4695	2.0852	0	0.4179
0.2286	0	0.0348	0.4142	1	0.0
0.1926	1	0.0	0.2410	0	0.0305
0.1468	0	0.0002	0.1703	0	0.0003
0.0494	1	0.0734	0.1169	1	0.1658
1.6727	0	0.3841	1.5089	1	0.4969
1.8878	1	0.5409	1.6340	0	0.3713
5.1926	1	0.0	2.4142	1	0.0
5.2165	1	0.0020	2.7045	1	0.1118
5.8526	0	0.4929	5.2848	0	0.4140
5.8564	0	0.4885	5.3156	0	0.3627
7.0374	0	0.0538	6.0468	0	0.0631
7.2305	0	0.0461	6.2702	0	0.0517
10.2567	0	0.4394	10.8387	0	0.3512
10.5476	0	0.5385	11.1064	0	0.4305

Unfortunately, except for the Hamiltonian matrix (11), the form of the other matrices is now considerably more involved due to off-diagonal elements in the crystal field in equation (22) which couple states with different  $T$ . In general, it is not possible to obtain analytic expressions for the eigenvalues and one has to resort to a numerical diagonalization. However, due to the equivalent hopping amplitudes, the eigenvalues of the  $t_{2g}$  model should be independent of the rotation angle  $\theta$ , i.e., one has to get the same energy spectrum for the field (22) with finite  $\theta$ , as well as for the diagonal in pseudospin space field of the form  $E_0 T$ . It acts along the chain and corresponds to  $\theta = 0$  in equation (22).

Numerical values of the eigenvalues obtained for  $t_{2g}$  orbitals for  $E_0 = 2t$  and  $\theta = 2 = 3$  are listed in table 3. Although the energy spectrum of the  $t_{2g}$  model indeed does not depend on the field direction, expectation values of  $T$  in the Hamiltonian eigenstates certainly do, as a finite rotation angle enables the mixing of states with different values of  $T$ . For example, the initial pseudospin  $T = 1$  of spin triplets with the energy  $E_0=t=2$  is reduced up to  $T = 0.5$  by the field with  $\theta = 2 = 3$  (cf. table 3), whereas it is conserved when  $\theta = 0$ .

Contrary to the  $E_0 = 0$  case with a spin triplet and pseudospin singlet as the  $t_{2g}$  ground state at finite  $J_H > 0$ , finite positive  $E_0$  suppresses the AO pseudospin correlation and stabilizes a spin singlet with a positive value of  $T \neq 0.5$ , inducing FO correlations. Remarkably, the effect of the crystal field on the  $e_g$  ground state is just the opposite, as reported in table 4. Namely, by lifting the degeneracy of pseudospin it favours it promotes the immobile  $j$  i one. Consequently, there is not that much kinetic energy to be gained and the Coulomb interactions start to be crucial. However, they

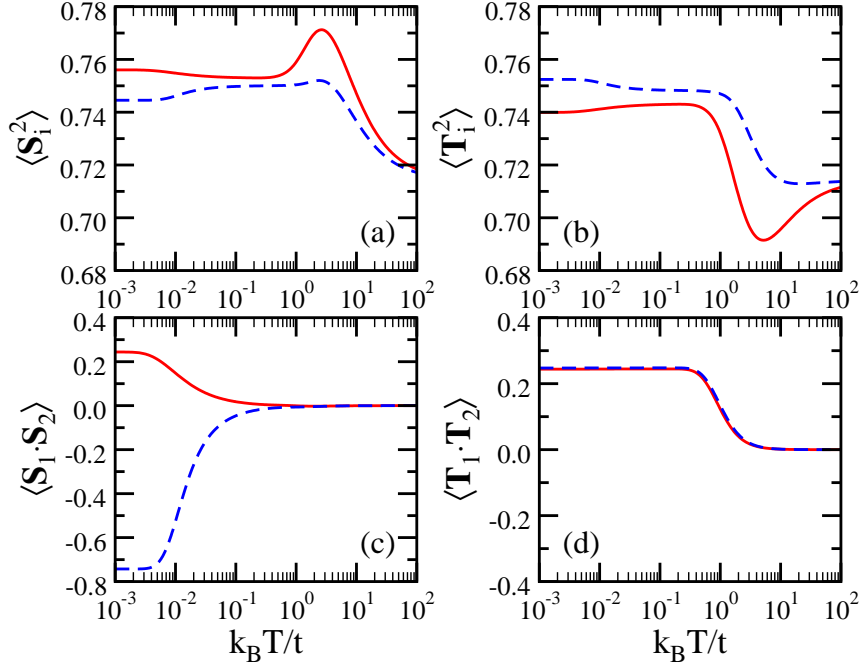


Figure 7. Temperature dependence of local moments (a) spin  $\langle S_i^2 \rangle$  and (b) pseudospin  $\langle T_i^2 \rangle$ , and of intersite correlation functions (c) spin  $\langle S_1 \cdot S_2 \rangle$  and (d) pseudospin  $\langle T_1 \cdot T_2 \rangle$ , as obtained for the model with  $e_g$  orbitals for:  $J_H = U=8$  (dashed lines) and  $J_H = U=4$  (solid lines). Parameters:  $U = 8t$  and  $E_0 = 2t$ .

are noticeably better optimized by the FM spin correlation. Indeed, from table 4 one sees a strong competition between the lowest singlet and triplet states, both with a positive but still smaller than in the  $t_{2g}$  case value of  $T' = 0.45$ . Note also that it becomes energetically advantageous to have the spin triplet as the ground state for large  $J_H = U=4$  while a smaller Hund's exchange coupling  $J_H = U=8$  drives the system towards the singlet in the ground state.

The above ground states and the excitation spectra obtained at finite crystal field  $E_0 = 2t$  influence intersite spin and orbital correlations, shown in figure 7. The ground state of the  $e_g$  system depends on the value of  $J_H$ , being a spin singlet for  $J_H = U=8$  which results in negative  $\langle S_1 \cdot S_2 \rangle$  and a spin triplet for  $J_H = U=4$  yielding positive  $\langle S_1 \cdot S_2 \rangle$  in the low temperature regime. In contrast,  $\langle T_1 \cdot T_2 \rangle$  is positive (FO pseudospin correlations) and almost insensitive to the value of  $J_H$  at low temperature. For increasing temperature one finds two transitions | firstly, the intersite spin correlations weaken, and secondly pseudospin correlations weaken at much higher temperature, when charge excitations are thermally activated. This separation of the energy scales for spin and orbital excitations occurs both for lower  $J_H = U=8$  and higher  $J_H = U=4$ .

A finite crystal field affects drastically the behaviour of the  $t_{2g}$  correlation functions as well (figure 8). At low temperature negative  $\langle S_1 \cdot S_2 \rangle$  reveals the AF coupling between spins, whereas positive  $\langle T_1 \cdot T_2 \rangle$  indicates the FO pseudospin correlation, regardless of  $J_H$ . In contrast to the  $e_g$  case, however, spin and pseudospin correlations are reduced



and vanish simultaneously, indicating that spin-orbital degrees of freedom are stronger coupled in this case [21].

The change of the magnetic correlations with increasing  $J_H$  in the  $e_g$  model is reflected in the crossover from the AF behaviour of  $\chi_s$  at  $J_H = U=8$  to the Curie-Weiss behaviour of  $\chi_s$  obtained for  $J_H = U=4$ , see figure 9(a). In case of  $t_{2g}$  model [figure 9(b)] one finds the AF character of  $\chi_s$  in the interesting range of  $J_H$ . Altogether, as for  $E_z = 0$ , the spin susceptibility  $\chi_s$  exhibits again the opposite behavior for both types of orbitals | the high-spin state is suppressed in the  $t_{2g}$  model, while it can be selected by the crystal field in the  $e_g$  model. The maximum of  $\chi_s$  occurs at higher temperature in  $t_{2g}$  than in  $e_g$  model at  $J_H = U=8$ .

#### 4.2. Specific heat and entropy at finite crystal field

As expected from the above results, a finite crystal field also modifies the temperature evolution of the specific heat  $C$  and the entropy  $S$  for  $e_g$  orbitals, see figure 10. The position of the high temperature peak of the specific heat at  $k_B T^*$  is almost the same as the position of the strong anomalies of both on-site correlation functions (cf. figures 10(a) and 7). Depending on  $J_H$ , the low temperature entropy  $S$  of the  $e_g$  system either vanishes (for the singlet ground state as  $J_H = U=8$ ) or approaches the value  $k_B \ln 3$  (for the triplet ground state at  $J_H = U=4$ ). Nevertheless, owing to the vanishing specific heat, all the curves in figure 10(b) have a point of inflection  $S = k_B \ln 4$  at  $k_B T^* = 0.1t$ . Note that in contrast to the case without a crystal field, there is no such a

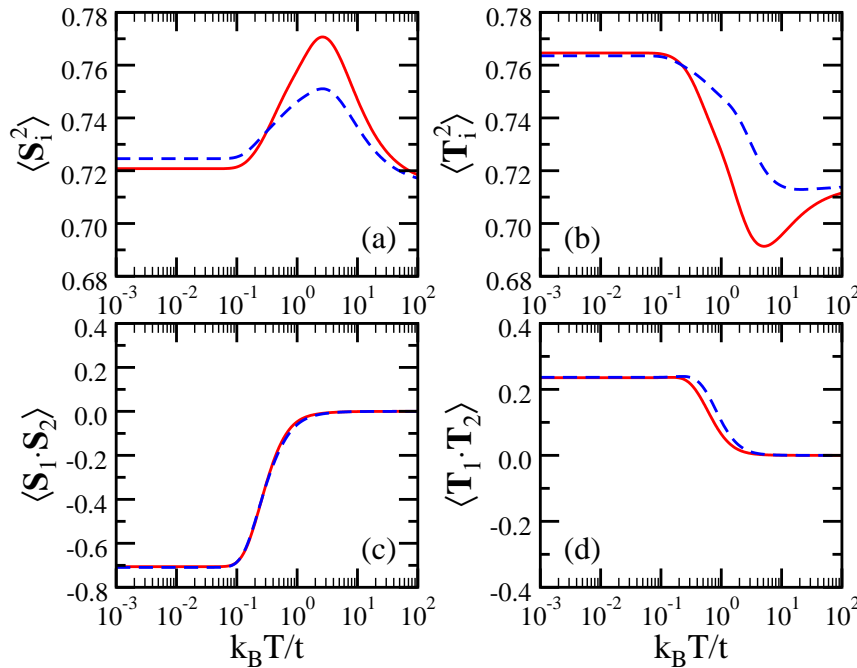


Figure 8. The same as in figure 7 but for the model with  $t_{2g}$  orbitals. Dashed (solid) line corresponds to  $J_H = U=8$  ( $J_H = U=4$ ), respectively.

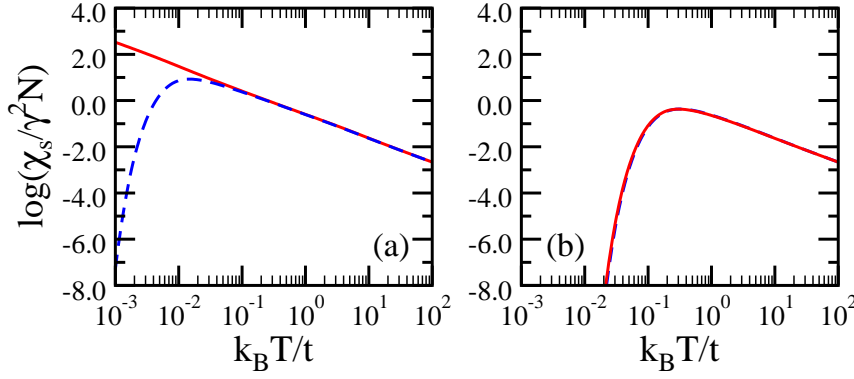


Figure 9. Temperature dependence of the spin susceptibility  $\log(\chi_s/\gamma^2 N)$  per site ( $N = 2$ ) for: (a)  $e_g$  model, and (b)  $t_{2g}$  model, as obtained for two values of Hund's exchange:  $J_H = U=8$  (dashed lines) and  $J_H = U=4$  (solid lines). Parameters:  $U = 8t$ ,  $E_0 = 2t$ .

point when  $S = k_B \ln 16$ . Namely, by promoting one pseudospin over the other one, a finite crystal field markedly lowers the states with double occupancies, hence the usual gap between the singly and doubly occupied states vanishes.

Consider now the temperature behaviour of the specific heat for  $t_{2g}$  orbitals shown in figure 11 (a). Instead of the high and low temperature peaks of the specific heat one observes two slightly separated peaks for  $J_H = U=8$  which merge into a wide peak at  $J_H = U=4$ . This confirms that spin-orbital degrees of freedom are strongly coupled as spin and orbital intersite correlations change at the same temperature (see figure 8). Finally, as shown in figure 11 (b), the entropy of the  $t_{2g}$  system is almost independent of  $J_H$ . We note that  $S$  is entirely suppressed at low  $T$  due to a spin singlet ground state; it rises rapidly at  $k_B T \sim 0.1t$ , and approaches eventually the limiting value  $S = k_B \ln 28$ , not having any point of inflection. Such a behaviour is a direct consequence of a single broad peak in the specific heat and no separation of the energy scales for spin and orbital excitations.

We close this section with a short discussion of the intersite spin  $\mathbf{S}_1 \cdot \mathbf{S}_2$  and pseudospin  $\mathbf{hT}_1 \cdot \mathbf{T}_2$  correlations for the  $e_g$  system depicted in figure 12 (a) as functions of the Stoner parameter,  $I = U + J_H$ , in the presence of a finite crystal field  $E_0 = 2t$ . As expected, the results illustrate the AF correlation between spins on two sites in the weak coupling regime  $U + J_H \lesssim 7t$ . However, further increase of the interaction strength changes gradually the AF coupling into a FM one, with the immobile  $j$  pseudospin component preferred by the crystal field. Remarkably, such a transition at  $U + J_H \sim 16t$  in the presence of the same crystal field  $E_0 = 2t$  from the AF phase into the FM one has been obtained on the infinite lattice in the Hartree approximation recently [33]. (The MF phase diagram appears more involved [32], since FM order is stabilized for  $5 \leq I/t \leq 6.5$ , in contrast to what is obtained in the present study. Nevertheless this mostly reflects the strong competition between the FM and AF phases, since their energy do not differ by more than 1% in this regime [44].) Consequently, owing to a strong competition

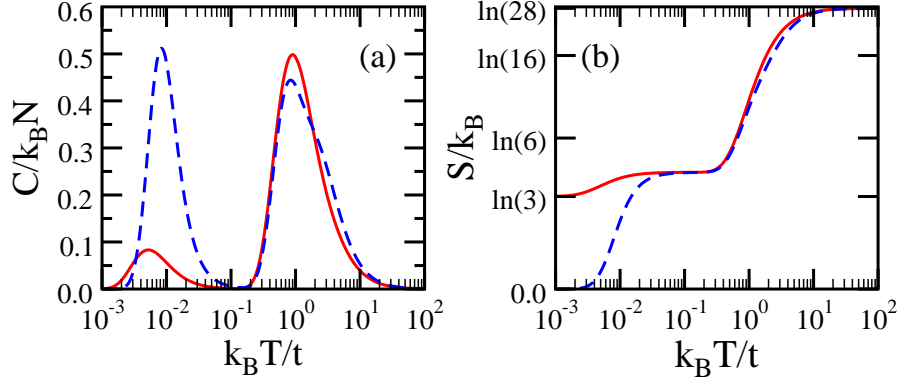


Figure 10. Temperature dependence of: (a) the specific heat  $C$ , and (b) the entropy  $S$  for  $e_g$  orbitals. Dashed (solid) lines corresponds to  $J_H = U=8$  ( $J_H = U=4$ ), respectively. Parameters:  $U = 8t$  and  $E_0 = 2t$ .

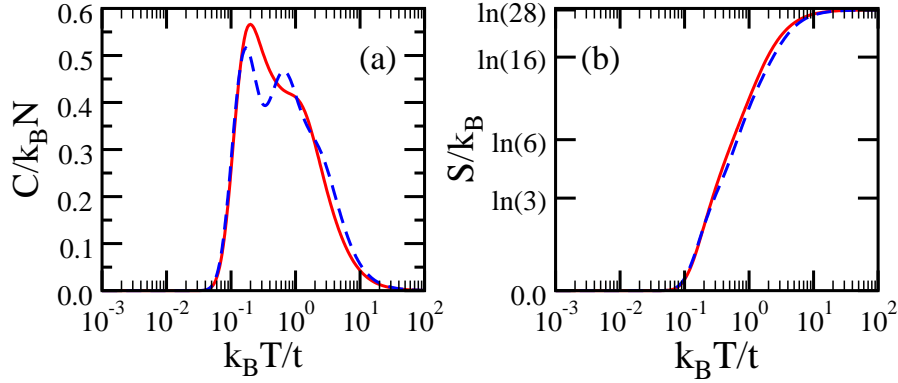


Figure 11. The same as in figure 10 but for  $t_{2g}$  orbitals. Dashed (solid) line corresponds to  $J_H = U=8$  ( $J_H = U=4$ ), respectively.

between the singlet and triplet states with the lowest energies (cf. table 4), respectively, one can conjecture that fluctuations clearly affect the intersite spin correlations. Indeed, comparison of  $\langle S_1^z S_2^z \rangle$  and  $\langle S_1^z S_2^0 \rangle$  determined in the Ising limit (i.e., taking only  $S_i^z$  operators and neglecting the last term in the Hamiltonian (6)) shows that dynamics acts to reduce the AF coupling between spins. In contrast, finite crystal field affects  $\langle S_1^z S_2^z \rangle$  only slightly, and the pseudospin correlations are always positive for increasing  $I$  regardless of  $E_0$ , which implies the FO coupling between two pseudospins [cf. figures 6(a) and 12(a)]. Thus, in the regime of large Stoner parameter  $I$  one finds that the classical Goodenough-Kanamori rules [34] are violated as the crystal field stabilizes a particular orbital configuration. In contrast to quantum spin-orbital entanglement [35], this effect here is static and may play an important role for the observed magnetic and orbital correlations in transition metal oxides, as discussed recently on the example of  $\text{LiNiO}_2$  [45].

Turning now to the  $t_{2g}$  model with positive  $\langle S_1^z S_2^z \rangle$  and negative  $\langle S_1^z S_2^0 \rangle$  in the degenerate case shown in figure 6(b), the situation is also changed drastically by a finite

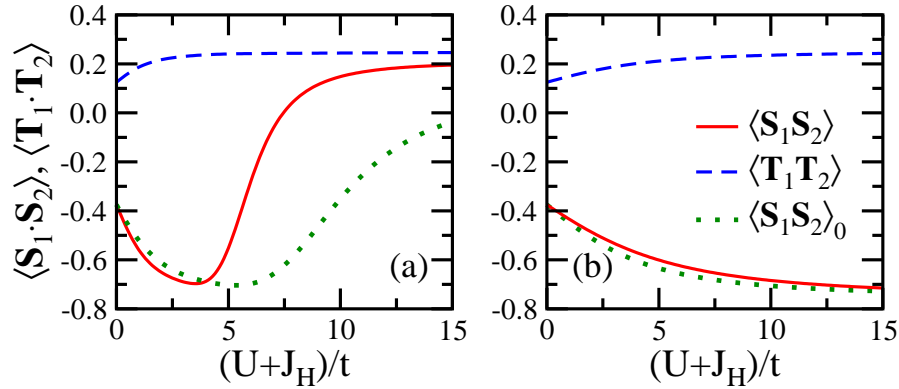


Figure 12. Zero temperature intersite correlation functions: spin  $\langle \mathbf{S}_1 \cdot \mathbf{S}_2 \rangle$  (solid lines) and pseudospin  $\langle \mathbf{T}_1 \cdot \mathbf{T}_2 \rangle$  (dashed lines) as functions of the Stoner parameter  $U + J_H$  for: (a)  $e_g$  orbitals, and (b)  $t_{2g}$  orbitals. Parameters:  $E_0 = 2t$ ,  $J_H = U=4$ . Dotted line shows the spin-spin correlation function  $\langle \mathbf{S}_1 \cdot \mathbf{S}_2 \rangle_0$  obtained in the Ising limit (see text).

crystal field as depicted in figure 12 (b). Indeed, the resulting  $\langle \mathbf{S}_1 \cdot \mathbf{S}_2 \rangle$  is then negative revealing the AF nature of the ground state. However, due to the energy gap between a singlet ground state and the first excited triplet state (cf. table 3), fluctuations modify the value of the intersite spin correlations only slightly, so that  $\langle \mathbf{S}_1 \cdot \mathbf{S}_2 \rangle$  and  $\langle \mathbf{S}_1 \cdot \mathbf{S}_2 \rangle_0$  almost overlap. Finally, positive  $\langle \mathbf{T}_1 \cdot \mathbf{T}_2 \rangle$  shows that the AO pseudospin correlations found before at  $E_0 = 0$  are suppressed.

## 5. Summary

We have obtained the exact numerical results for a two-site Hubbard model with two  $e_g$  orbitals at quarter-filling. By an appropriate transformation of the original orbital basis  $f_{\uparrow i}; j_{\uparrow i}g$ , into a basis consisting of a directional orbital  $j_{\uparrow i}$  along the molecular bond and a planar and orthogonal to it orbital  $f_{\uparrow i}$ , we have simplified the hopping matrix making use of the properties of  $e_g$  orbitals | the electrons in  $j_{\uparrow i}$  directional orbitals are mobile, while those in orthogonal  $f_{\uparrow i}$  orbitals are fully localized [38]. The results were compared with the doubly degenerate Hubbard model with two equivalent  $t_{2g}$  orbitals active along the molecular bond direction.

As the first important result, a striking difference between  $t_{2g}$  and  $e_g$  orbitals with respect to the ground state has been established. Indeed, in contrast to the  $t_{2g}$  model, where even in infinitesimally small Hund's exchange  $J_H > 0$  lifts the degeneracy of the lowest energy singlet and triplet states and stabilizes the FM spin correlation, we have found that a spin singlet ground state survives up to  $J_H \approx 0.27U$  for  $e_g$  electrons. In this regime of parameters, the intersite spin correlations  $\langle \mathbf{S}_1 \cdot \mathbf{S}_2 \rangle$  indicate the AF nature of the ground state, whereas the pseudospin function  $\langle \mathbf{T}_1 \cdot \mathbf{T}_2 \rangle$  illustrates the FO pseudospin correlation. On the contrary, in the  $t_{2g}$  model, except for  $J_H = 0$  when the intersite spin and pseudospin correlation functions overlap and are negative, positive  $\langle \mathbf{S}_1 \cdot \mathbf{S}_2 \rangle$

demonstrates the FM nature of the ground state supported by the pseudospin singlet with negative  $hT_1 - T_1$ , i.e. AO correlations. Therefore, a complementary behaviour of the spin and orbital favours is observed as a generic feature of both models, in agreement with the Goodenough-Kanamori rules [34].

We have further demonstrated the influence of a finite crystal field  $E_0$  on the ground state. On the one hand, it suppresses the FM spin correlation in the  $t_{2g}$  model and stabilizes the spin singlet ground state with negative  $hS_1 - S_1$ , accompanied by positive  $hT_1 - T_1$ . On the other hand, the effect of the crystal field on the  $e_g$  ground state is the opposite one. Namely, by lifting the degeneracy of the pseudospin favours it promotes the immobile  $j$  i one. Consequently, not much kinetic energy can be gained and the Coulomb interactions start to dominate. However, they are noticeably better optimized by the FM spin correlation. Therefore, it becomes energetically advantageous to have the spin triplet and the ground state for large  $J_H = U=4$  yields positive  $hS_1 - S_1$ , while a smaller Hund's exchange coupling  $J_H = U=8$  drives the system towards the singlet in the ground state which results in negative  $hS_1 - S_1$ . In contrast,  $hT_1 - T_1$  is positive and almost insensitive to the actual value of  $J_H$  in the range  $0 < J_H < U=4$ .

Next, we have investigated how the  $e_g$  ground state properties evolve as a function of the Stoner parameter  $I = U + J_H$  in the presence of a finite crystal field  $E_0 = 2t$ . As expected, we have found the AF correlation between spins on two sites in the weak coupling regime  $U + J_H \leq 7t$ . However, further increase of the interaction strength changes gradually the AF coupling into a FM one, with an immobile  $j$  i pseudospin, preferred by the crystal field. Finally, by comparing the correlation function  $hS_1 - S_1$  with the one determined in the Ising limit  $hS_1 - S_1_0$ , we have elucidated the role of fluctuations in the intersite spin correlation function and have observed that the dynamics helps to reduce strongly the AF coupling between spins in this case. In contrast, when the ground state is FM, fluctuations only slightly modify the value of the intersite spin correlations, so that  $hS_1 - S_1$  and  $hS_1 - S_1_0$  almost overlap.

Although our results presented here are only a starting point and a systematic analysis of the properties of the ground states and spin-orbital correlations in realistic two-band models with  $e_g$  and  $t_{2g}$  orbitals of higher dimension is required, our study shows that the description of transition metal oxides with partly filled (almost) degenerate orbitals has to involve correct symmetry of the orbital degrees of freedom, and thus has to go beyond the simplified Hubbard model with degenerate equivalent orbitals. This observation is also supported by our recent study of stripe phases in the nickelates [46]. Indeed, the diagonal stripe structures with filling of nearly one hole per atom, as observed experimentally, are the ground state of the model with the physically relevant hopping elements between  $e_g$  orbitals, while instead the most stable stripes are half-filled within the doubly degenerate Hubbard model. We therefore conclude that the ground state properties strongly depend on the orbital degrees of freedom active in a given compound.

## Acknowledgments

We thank C. Lacroix and V. Caignaert for valuable and encouraging discussions. M. Raczkowski acknowledges support from the European Community under Marie Curie Program number HPM T 2000-141. This work was supported by the the Polish Ministry of Science and Education, Project No. 1 P 03B 068 26, and by the Ministère Français des Affaires Étrangères under POLONIUM 09294VH.

## Appendix A. Construction of the basis for the two-site model

We construct a basis of the Hilbert space, starting with the  $S^z = 1$  subspace. There are two states with  $T = 1$ ,

$$j_{-1} = c_1^y c_2^y |j_i; \quad j_{+1} = c_1^y c_2^y |j_i; \quad (A.1)$$

and four with  $T = 0$ ,

$$j_{-1} = \frac{1}{\sqrt{2}} (c_1^y c_2^y - c_1^y c_2^y) |j_i; \quad (A.2)$$

$$j_{+1} = \frac{1}{\sqrt{2}} (c_1^y c_1^y - c_2^y c_2^y) |j_i; \quad (A.3)$$

In the  $S^z = 0$  subspace there are eight states with  $T = 1$ ,

$$j_{-1} = \frac{1}{\sqrt{2}} (c_1^y c_2^y - c_1^y c_2^y) |j_i; \quad (A.4)$$

$$j_{+1} = \frac{1}{\sqrt{2}} (c_1^y c_1^y - c_2^y c_2^y) |j_i; \quad (A.5)$$

$$j_{-1} = \frac{1}{\sqrt{2}} (c_1^y c_1^y - c_2^y c_2^y) |j_i; \quad (A.6)$$

$$j_{+1} = \frac{1}{\sqrt{2}} (c_1^y c_2^y - c_1^y c_2^y) |j_i; \quad (A.7)$$

and eight with  $T = 0$ ,

$$j_{-1} = \frac{1}{2} (c_1^y c_1^y + c_1^y c_1^y - c_2^y c_2^y - c_2^y c_2^y) |j_i; \quad (A.8)$$

$$j_{+1} = \frac{1}{2} (c_1^y c_2^y + c_1^y c_2^y - c_1^y c_2^y - c_1^y c_2^y) |j_i; \quad (A.9)$$

$$j_{-1} = \frac{1}{2} (c_1^y c_1^y - c_1^y c_1^y - c_2^y c_2^y + c_2^y c_2^y) |j_i; \quad (A.10)$$

$$j_{+1} = \frac{1}{2} (c_1^y c_2^y - c_1^y c_2^y - c_1^y c_2^y + c_1^y c_2^y) |j_i; \quad (A.11)$$

The states  $j_{-1}^+$  and  $j_{+1}^+$ , together with  $j_{-1}$  and  $j_{+1}$  belong to the triplet subspace.

Appendix B. Eigenvalues of the Hamiltonian (1) with  $t_{2g}$  orbitals

Below we give a complete list of the eigenvalues of Hamiltonian (1) for  $t_{2g}$  orbitals in the absence of crystal field splitting (at  $E_0 = 0$ ) with the degeneracy of the states given in parenthesis:

$$\begin{array}{|l} S = 1 \text{ subspace} \\ \frac{1}{2} U - 3J_H \quad \frac{1}{2} \frac{U - 3J_H}{(U - 3J_H)^2 + 16t^2} \quad (3); \quad U - 3J_H \quad (3); \quad 0 \quad (9); \end{array} \quad (B.1)$$

$$\left| \begin{array}{l} S = 0 \text{ subspace} \\ \frac{1}{2} \begin{array}{c} n \\ U \end{array} \quad \begin{array}{c} p \\ J_H \end{array} \end{array} \right| \begin{array}{c} \frac{p}{(U - J_H)^2 + 16t^2} \end{array} \begin{array}{c} o \\ 0 \end{array} \quad (2); \quad U - J_H \quad (2); \quad (B.2)$$

and

$$\frac{1}{2} \begin{array}{c} n \\ U + J_H \end{array} \quad \begin{array}{c} p \\ (U + J_H)^2 + 16t^2 \end{array} \begin{array}{c} o \\ 0 \end{array}; \quad U + J_H; \quad 0; \quad (B.3)$$

### Appendix C . Eigenvalues of the Hamiltonian (1) with $e_g$ orbitals

Finally we present the eigenvalues of the Hamiltonian given by equation (1) for  $e_g$  orbitals in the absence of crystal field splitting (at  $E_0 = 0$ ). The degeneracy of the states is given in parenthesis:

$$\left| \begin{array}{l} S = 1 \text{ subspace} \\ \frac{1}{2} \begin{array}{c} n \\ U \end{array} \quad \begin{array}{c} p \\ 3J_H \end{array} \end{array} \right| \begin{array}{c} \frac{p}{(U - 3J_H)^2 + 4t^2} \end{array} \begin{array}{c} o \\ 0 \end{array} \quad (6); \quad 0 \quad (6); \quad (C.1)$$

$$\left| \begin{array}{l} S = 0 \text{ subspace} \\ \frac{1}{2} \begin{array}{c} n \\ U \end{array} \quad \begin{array}{c} p \\ J_H \end{array} \end{array} \right| \begin{array}{c} \frac{p}{(U - J_H)^2 + 4t^2} \end{array} \begin{array}{c} o \\ 0 \end{array} \quad (2); \quad U - J_H; \quad 0; \quad (C.2)$$

and,

$$_1 = \frac{2U}{3} \begin{array}{c} n \\ 1 \end{array} \quad \begin{array}{c} r \\ 1 + 3 \frac{J_H^2}{U} + 12 \frac{t^2}{U} \end{array} \begin{array}{c} o \\ \cos \frac{\pi}{3} \end{array}; \quad (C.3)$$

$$_0 = \frac{2U}{3} \begin{array}{c} n \\ 1 + \end{array} \quad \begin{array}{c} r \\ 1 + 3 \frac{J_H^2}{U} + 12 \frac{t^2}{U} \end{array} \begin{array}{c} o \\ \cos \frac{\pi}{3} \end{array}; \quad (C.4)$$

$$_1 = \frac{2U}{3} \begin{array}{c} n \\ 1 + \end{array} \quad \begin{array}{c} r \\ 1 + 3 \frac{J_H^2}{U} + 12 \frac{t^2}{U} \end{array} \begin{array}{c} o \\ \cos \frac{\pi}{3} \end{array}; \quad (C.5)$$

with

$$\cos(\pi) = \frac{1}{n} \frac{\left(\frac{2J_H}{U}\right)^2 + 2\left(\frac{3t}{U}\right)^2}{1 + 3\left(\frac{J_H}{U}\right)^2 + 12\left(\frac{t}{U}\right)^2} \quad (C.6)$$

The latter three eigenvalues follow from the submatrix in equation (12).

### References

- [1] Kanamori J 1963 Rep. Prog. Phys. 30 257
- [2] Hubbard J 1963 Proc. R. Soc. A 276 238
- [3] Gutzwiller M C 1963 Phys. Rev. 10 159
- [4] Nagaoka Y 1966 Phys. Rev. 147 392
- [5] von der Linden W and Edwards D M 1991 J. Phys.: Condens. Matter 3 4917
- Becca F and Sorella S 2001 Phys. Rev. Lett. 86 3396
- [6] Hanisch T, Uhrig G and Müller-Hartmann E 1997 Phys. Rev. B 56 13960
- [7] Möller B, Doll K and Fresard R 1993 J. Phys.: Condens. Matter 5 4847
- [8] Byczuk K, Ullrich M and Vollhardt D 2003 Phys. Rev. Lett. 90 196403
- [9] Lieb E H 1989 Phys. Rev. Lett. 62 1201

- [10] Hirsch J E 1989 Phys. Rev. B 40 2354  
Hirsch J E 1991 Phys. Rev. B 43 705  
Kollar M , Strack R and Vollhardt D 1996 Phys. Rev. B 53 9225
- [11] Slater J C , Statz H and Koster G F 1953 Phys. Rev. 91 1323
- [12] Van Vleck J H 1953 Rev. Mod. Phys. 25 220
- [13] Oles A M and Stollho G 1984 Phys. Rev. B 29 314  
Stollho G , Oles A M and Heine V 1990 Phys. Rev. B 41 7028  
Held K and Vollhardt D 1998 Eur. Phys. J. B 5 473
- [14] Roth L M 1966 Phys. Rev. 149 306
- [15] Kugel K I and Khomskii D I 1973 Sov. Phys. JETP 37 725
- [16] Cyrot M and Lyon-Caen C 1975 J. Physique 36 253
- [17] Inagaki S 1975 J. Phys. Soc. Japan 39 596
- [18] Maekawa S, Tohyama T, Barnes S E, Ishihara S, Koshihara W and Khaliullin G 2004 Physics of Transition Metal Oxides (Berlin: Springer Verlag)
- [19] Oles A M , Khaliullin G , Horsch P and Feiner L F 2005 Phys. Rev. B 72 214431
- [20] Feiner L F, Oles A M and Zaanen J 1997 Phys. Rev. Lett. 78, 2799  
Feiner L F and Oles A M 1999 Phys. Rev. B 59, 3295  
Di Matteo S, Jackeli G and Perkins N B 2003 Phys. Rev. B 67, 184427  
Penc K, Mambri M, Fazekas P and Mila F 2003 Phys. Rev. B 68 012408  
Mastovoy M V and Khomskii D I 2004 Phys. Rev. Lett. 92, 167201  
Vernay F, Penc K, Fazekas P and Mila F 2004 Phys. Rev. B 70 014428  
Weisse A and Fehske H 2004 New J. Phys. 6, 158  
Bala and Horsch P 2005 Phys. Rev. B 72, 012404
- [21] Khaliullin G and Maekawa S 2000 Phys. Rev. Lett. 85, 3950  
Khaliullin G, Horsch P and Oles A M 2001 Phys. Rev. Lett. 86, 3879  
Di Matteo S, Perkins N B and Natoli C R 2002 Phys. Rev. B 65, 054413  
Di Matteo S, Jackeli G, Lacroix C and Perkins N B 2004 Phys. Rev. Lett. 93, 077208  
Khaliullin G, Horsch P and Oles A M 2004 Phys. Rev. B 70, 195103  
Di Matteo S, Jackeli G and Perkins N B 2005 Phys. Rev. B 72, 020408
- [22] Fresard R and Kotliar G 1997 Phys. Rev. B 56 12909  
Bunemann J, Weber W and Gebhard F 1998 Phys. Rev. B 57 6896  
Klejnberg A and Spalek J 1998 Phys. Rev. B 57 12041  
Fresard R and Lamboley M 2002 J. Low Temp. Phys. 126 1091  
Koga A, Imai Y and Kawakami N 2002 Phys. Rev. B 66 16  
Florens S, Georges A, Kotliar G and Parcollet O 2002 Phys. Rev. B 66 205102  
Ono Y, Pottho M and Bulla R 2003 Phys. Rev. B 67 035119  
Puschke T and Bulla R 2005 Eur. Phys. J. B 44 217  
Inaba K, Koga A, Suga A and Kawakami N 2005 Phys. Rev. B 72 085112
- [23] Liebsch A 2003 Phys. Rev. Lett. 91 226401  
Koga A, Kawakami N, Rice T M and Sigrist M 2004 Phys. Rev. Lett. 92, 216402  
Liebsch A 2004 Phys. Rev. B 70 165103  
Ferrero M, Becca F, Fabrizio M and Capone M 2005 Phys. Rev. B 72 205126  
Knecht C, Blumer N and van Dongen P G J 2005 Phys. Rev. B 72 081103(R)  
Liebsch A 2005 Phys. Rev. Lett. 95 116402  
Inaba K, Koga A, Suga A and Kawakami N 2005 J. Phys. Soc. Japan 74 2393  
Ruegg A, Indergand M, Pilgram S and Sigrist M 2005 Eur. Phys. J. B 48 55  
Arita R and Held K 2005 Phys. Rev. B 72 201102(R)
- [24] Gill W and Scalapino D J 1987 Phys. Rev. B 35 215
- [25] Spalek J, Oles A M and Chao K A 1979 Physica A 97 552
- [26] Kuei J and Scalettar R T 1997 Phys. Rev. B 55 14968
- [27] Hirsch J E 1997 Phys. Rev. B 56 11022



- [28] Daghofer M, Oles A M and von der Linden M 2004 Phys. Rev. B 70, 184430
- Daghofer M, Oles A M and von der Linden M 2005 Phys. Status Solidi (b) 242, 311
- [29] Sakamoto H, Momoi T and Kubo J 2002 Phys. Rev. B 65 224403
- [30] Xavier J C, Onishi H, Hotta T and Dagotto E 2006 Phys. Rev. B 73 014405
- [31] Koga A, Kawakami N, Rice T M and Sigrist M 2005 Phys. Rev. B 72 045128
- de' Medici L, Georges A and Biermann S 2005 Phys. Rev. B 72 205124
- Koga A, Inaba K and Kawakami N 2005 Progress of Theoretical Physics. 160 253
- [32] Fresard R, Raczkowski M and Oles A M 2005 Phys. Status Solidi (b) 242 370
- [33] Raczkowski M, Oles A M and Fresard R 2005 Physica B 359 672
- [34] Goodenough J B 1963 Magnetism and the Chemical Bond (Interscience, New York)
- Kanamori J 1959 J. Phys. Chem. Solids 10 87
- [35] Oles A M, Horsch P, Feiner L F and Khaliullin G 2006 Phys. Rev. Lett. 96 147205
- [36] van der Brink J 2004 New J. Phys. 6, 201
- Khaliullin G 2005 Prog. Theor. Phys. Suppl. 160, 155
- [37] Sachan V, Buttrey D J, Tranquada J M, Lorenzo J E and Shirane G 1995 Phys. Rev. B 51 12742
- [38] Feiner L F and Oles A M 2005 Phys. Rev. B 71 144422
- [39] Oles A M 1983 Phys. Rev. B 28 327
- [40] Jorgensen J D, Dabrowski B, Peis S, Richards D R and Hinks D G 1989 Phys. Rev. B 40 2187
- [41] Radaelli P G, Hinks D G, Mitchell A W, Hunter B A, Wagner J L, Dabrowski B, Vandervoort K G, Viswanathan H K and Jorgensen J D 1994 Phys. Rev. B 49 4163
- [42] Sander K et al 1981 Z. Anorg. Allg. Chem. 480, 153
- [43] Frischmuth B, Mila F and Troyer M 1999 Phys. Rev. Lett. 82 835
- van den Bossche M, Azzaria P, Lecheminant P and Mila F 2001 Phys. Rev. Lett. 86 4124
- [44] Raczkowski M, Oles A M and Fresard R, unpublished
- [45] Dare A M, Hayn R, and Richard J-L 2003 Europhys. Lett. 61, 803
- [46] Raczkowski M, Fresard R and Oles A M 2006 Phys. Rev. B 73, 094429