

Potts model with  $q$  states on directed Barabasi-Albert networks

F. W. S. Lima

Departamento de Física, Universidade Federal do Piauí, 57072-970 Teresina - PI, Brazil

e-mail: well@ufpi.br

**Abstract:** On directed Barabasi-Albert networks with two and seven neighbours selected by each added site, the Ising model with spin  $S = 1/2$  was seen not to show a spontaneous magnetisation. Instead, the decay time for flipping of the magnetisation followed an Arrhenius law for Metropolis and Glauber algorithm, but for Wolff cluster flipping the magnetisation decayed exponentially with time. However, on these networks the Ising model with spin  $S = 1$  was seen to show a spontaneous magnetisation. In this model with spin  $S = 1$  a first-order phase transition for values of connectivity  $z = 2$  and  $z = 7$  is well defined. On these same networks the Potts model with  $q = 3$  and 8 states is now studied through Monte Carlo simulations. We have obtained also for  $q = 3$  and 8 states a first-order phase transition for values of connectivity  $z = 2$  and  $z = 7$  of the directed Barabasi-Albert network. These results are different from the results obtained for same model on two-dimensional lattices, where for  $q = 3$  the phase transition is of second order, while for  $q = 8$  the phase transition is first-order.

**Keywords:** Monte Carlo simulation, Ising, networks, disorder.

### Introduction

Sumour and Shabat [1, 2] investigated Ising models with spin  $S = 1/2$  on directed Barabasi-Albert networks [3] with the usual Glauber dynamics. No spontaneous magnetisation was found, in contrast to the case of undirected Barabasi-Albert networks [4, 5, 6] where a spontaneous magnetisation was found lower a critical temperature which increases logarithmically with system size. In  $S = 1/2$  systems on undirected, scale-free hierarchical-lattice small-world networks [7], conventional and algebraic (Berezinskii-Kosterlitz-Thouless) ordering, with finite transition temperatures, have been found. Lima and Stauer [8] simulated directed square, cubic and hypercubic lattices in two to five dimensions with heat bath dynamics in order to separate the network effects from the effects of directedness. They also compared different spin flip algorithms, including cluster flips [9], for Ising-Barabasi-Albert networks. They found a freezing-in of the magnetisation similar to

[1, 2], following an Arrhenius law at least in low dimensions. This lack of a spontaneous magnetisation (in the usual sense) is consistent with the fact that if on a directed lattice a spin  $S_j$  influences spin  $S_i$ , then spin  $S_i$  in turn does not influence  $S_j$ , and there may be no well-defined total energy. Thus, they show that for the same scale-free networks, different algorithms give different results. More recently, Lima [10] simulated the Ising model for spin  $S = 1$  on directed Barabasi-Albert network and different from the Ising model for spin  $S = 1=2$ , the order-disorder phase transition of order parameter is well defined in this system. He has obtained a first-order phase transition for values of connectivity  $z = 2$  and  $z = 7$  of the directed Barabasi-Albert network. Now we study the Potts model for  $q = 3$  and 8 states on directed Barabasi-Albert network for values of connectivity  $z = 2$  and  $z = 7$ . and different from the Ising model for spin  $S = 1=2$ , the order-disorder phase transition of order parameter is well defined in this system. We have obtained a first-order phase transition for values of connectivity  $z = 2$  and  $z = 7$  of the directed Barabasi-Albert network.

#### Model and Simulation

We consider the Potts model with  $q = 3$  and 8 states, on directed Barabasi-Albert Networks, defined by a set of spin variables taking the values 1, 2, and 3 for  $q = 3$  and  $= 1, \dots, 8$  for  $q = 8$  states situated on every site of a directed Barabasi-Albert Networks with  $N$  sites.

The Potts interaction energy is given by

$$E = \sum_{i,k} J_{i,k} \sum_{\alpha} \delta_{S_i, S_k} \quad (1)$$

where  $k$ -sum runs over all nearest neighbors of  $i$ . In this network, each new site added to the network selects  $z$  already existing sites as neighbours influencing it; the newly added spin does not influence these neighbours. To study the critical behavior of the model we define the variable  $e = E/N$  and  $m = (q \max[n_i] - N) / (q - 1)$ , where  $n_i = N$  denotes the number of spins with "orientation"  $i = 1; 2; \dots; 8$  for  $q = 3$  and  $q = 8$ ,

respectively, in one network configuration. From the variable energy we can compute the average energy and specific heat and energetic fourth-order cumulant,

$$u(K) = \langle E \rangle_{\text{av}} = N; \quad (2)$$

$$C(K) = K^2 N \langle e^2 \rangle - \langle e \rangle^2_{\text{av}}; \quad (3)$$

$$B_4(K) = \left[ \frac{\langle e^4 \rangle}{3 \langle e^2 \rangle^2} \right]_{\text{av}}; \quad (4)$$

where  $K = J/k_B T$ , with  $J = 1$ , and  $k_B$  is the Boltzmann constant. Similarly, we can derive from the magnetisation measurements the average magnetisation, the susceptibility, and the magnetic cumulants,

$$m(K) = \langle j_n j \rangle_{\text{av}}; \quad (5)$$

$$\chi(K) = K N \langle m^2 \rangle - \langle j_n j \rangle^2_{\text{av}}; \quad (6)$$

$$U_4(K) = \left[ \frac{\langle m^4 \rangle}{3 \langle j_n j \rangle^2} \right]_{\text{av}}; \quad (7)$$

where  $\langle \dots \rangle$  stands for a thermodynamics average and  $[\dots]_{\text{av}}$  square brackets for a averages over the 20 realizations.

In the order to verify the order of the transition this model, we apply finite-size scaling (FSS) [11]. Initially we search for the minima of energetic fourth-order cumulant in eq. (4). This quantity gives a qualitative as well as a quantitative description of the order the transition [12]. It is known [13] that this parameter takes a minimum value  $B_{i,m \text{ in}}$  at the effective transition temperature  $T_c(N)$ . One can show [14] that for a second-order transition  $\lim_{N \rightarrow \infty} (2=3 - B_{i,m \text{ in}}) = 0$ , even at  $T_c$ , while at a first-order transition the same limit measures the latent heat  $\Delta e_j$ :

$$\lim_{N \rightarrow \infty} (2=3 - B_{i,m \text{ in}}) = \frac{1}{3} \frac{(e_+ - e_-)^2 (e_+ + e_-)^2}{(e_+^2 - e_-^2)^2}; \quad (8)$$

A more quantitative analysis can be carried out through the FSS of the specific heat  $C_{\text{max}}$ , the susceptibility maximum  $\chi_{\text{max}}$  and the minima of the Binder parameter  $B_{i,m \text{ in}}$ . If the hypothesis of a first-order phase transition is correct, we should then expect, for large systems sizes, an asymptotic FSS behavior of the form [15, 16],

$$C_{\text{max}} = a_c + b_c N + \dots \quad (9)$$

$$m_{ax} = a + bN + \dots \quad (10)$$

$$B_{i,m in} = a_{B_i} + bB_iN + \dots \quad (11)$$

We have performed Monte Carlo simulation on directed Barabasi-Albert networks with values of connectivity  $z = 2$  and  $7$ . For a given  $z$ , we used systems of size  $N = 250, 500, 1000, 2000, 4000,$  and  $8000$  sites. We waited  $10000$  Monte Carlo steps (MCS) to make the system reach the steady state, and the time averages were estimated from the next  $10000$  MCS. In our simulations, one MCS is accomplished after all the  $N$  spins are updated. For all sets of parameters, we have generated  $20$  distinct networks, and have simulated  $20$  independent runs for each distinct network.

### Results and Discussion

Our simulations, using the HeatBath algorithm, indicate that the model displays a first order phase transition. In plot Fig. 1 we show the dependence of the magnetisation  $M$  on the temperature  $T$  for  $q = 3$  and several system sizes. Part (a) shows the curves for  $z = 2$  of top to bottom of  $N = 250$  to  $8000$ , part (b) the same as part (a) for  $z = 7$ . In Fig. 2 we show the dependence of the Binder parameter  $B_i(K)$  for connectivity  $z = 2$  and  $7$  and various system size. Part (a) shows the curves for  $z = 2$  of bottom to top of  $N = 250$  to  $8000$ , part (b) the same as part (a) for  $z = 7$ . The Binder parameter clearly goes to a value which is different from  $2=3$ . This is a sufficient condition to characterize a first-order transition. In Fig. 3 we plot the Binder parameter  $B_i$  versus  $1=N$  for  $z = 2$  (circle) and  $z = 7$  (square), and several system sizes ( $N = 250; 500; 1000, 2000, 4000,$  and  $8000$ ), Part (a). We show the scaling of the Binder parameter  $m_{in}$ , and again the first order phase transition is verified. The order of the transitions can be confirmed by plotting the values of  $2=3 B_{i,m in}$  again versus  $1=N$ . For a second-order transition the curves goes to zero as we increase the system size. Here, the quantity  $2=3 B_{i,m in}$  approaches a nonvanishing value in the limit of small  $1=N$ , for  $z = 2$  as for  $z = 7$ , see Fig. 3, part (b). In the Figs. 4, 5, and 6 we show the same behavior the Figs. 1, 2, and 3, respectively, but for  $q = 8$ . As depicted in Figures 7 and 8, our results for scaling of the specific heat and susceptibility are consistent with equations (9,10). In Fig. 7 we show this behavior for  $z = 2$ , part (a), and part (b),  $z = 7$  for  $q = 3$ . The same occurs with Fig. 8, but for  $q = 8$ .

### Conclusion

In conclusion, we have presented a very simple equilibrium model on directed Barabasi-Albert network [1, 2]. Different from the spin 1/2 Ising model, in these networks, the spin  $q = 3$  and 8 Potts model presents a the first-order phase transition which occurs in model with connectivity  $z = 2$  and  $z = 7$  here studied. These results disagree with the results for Potts model on two-dimensional lattice [14], where for  $q \leq 4$  the transitions is the order second and the order first for  $q > 4$ .

It is a pleasure to thank D. Stauer for many suggestions and fruitful discussions during the development this work and also for the revision of this paper. I also acknowledge the Brazilian agency FAPESP (Teresina-Piau-Brasil) for its financial support and also the Fernando Whitaker for help in the support the system SGI Altix 1350 the computational park CENAPAD UNICAMP-USP, SP-BRASIL.

## References

- [1] M. A. Sumour and M. M. Shabat, *Int. J. Mod. Phys. C* 16, 585 (2005) and cond-mat/0411055 at [www.arxiv.org](http://www.arxiv.org).
- [2] M. A. Sumour, M. M. Shabat and D. Stauer, *Islamic University Journal (Gaza)* 14, 209 (2006) (cond-mat/0504460 at [www.arxiv.org](http://www.arxiv.org)).
- [3] R. Albert and A. L. Barabasi, *Rev. Mod. Phys.* 74, 47 (2002).
- [4] A. Aleksiejuk, J. A. Holyst and D. Stauer, *Physica A* 310, 269 (2002).
- [5] J. O. Indekeu, *Physica A* 333, 451 (2004); C. V. Giuraniuc, J. P. L. Hatchett, J. O. Indekeu, M. Leone, I. Perez Castillo, B. Van Schaeybroeck and C. Vanderzande, *Phys. Rev. Lett.* 95, 098701 (2005).
- [6] G. Bianconi, *Phys. Lett. A* 303, 166 (2002).
- [7] M. Hinczewski and A. N. Berker, *Phys. Rev. E* 73, 066126 (2006).
- [8] F. W. S. Lima and D. Stauer, *Physica A* 359, 423 (2006).
- [9] J. S. Wang and R. H. Swendsen, *Physica A* 167, 565 (1990).
- [10] F. W. S. Lima, *Int. J. Mod. Phys. C*, in press, cond-mat/0607220.

- [11] See: in: *Finite Size Scaling and Numerical Simulation of Statistical Systems*, edited by V. Privman (World Scientific, Singapore, 1990).
- [12] M.S.S. Challa, D.P. Landau, K. Binder, *Phys. Rev. B*, 34, 1841 (1986).
- [13] W. Janke, *Phys. Rev. B* 47, 14757 (1993).
- [14] K. Binder, D.W. Heermann, in: *Monte-Carlo Simulation in Statistical Physics* (Springer-Verlag, Berlin, 1988), p. 61-62.
- [15] W. Janke, R. Villanova, *Phys. Lett. A* 209, 179 (1995).
- [16] P.E. Berche, C. Chatelain, B. Berche, *Phys. Rev. Lett.* 80, 297 (1998).

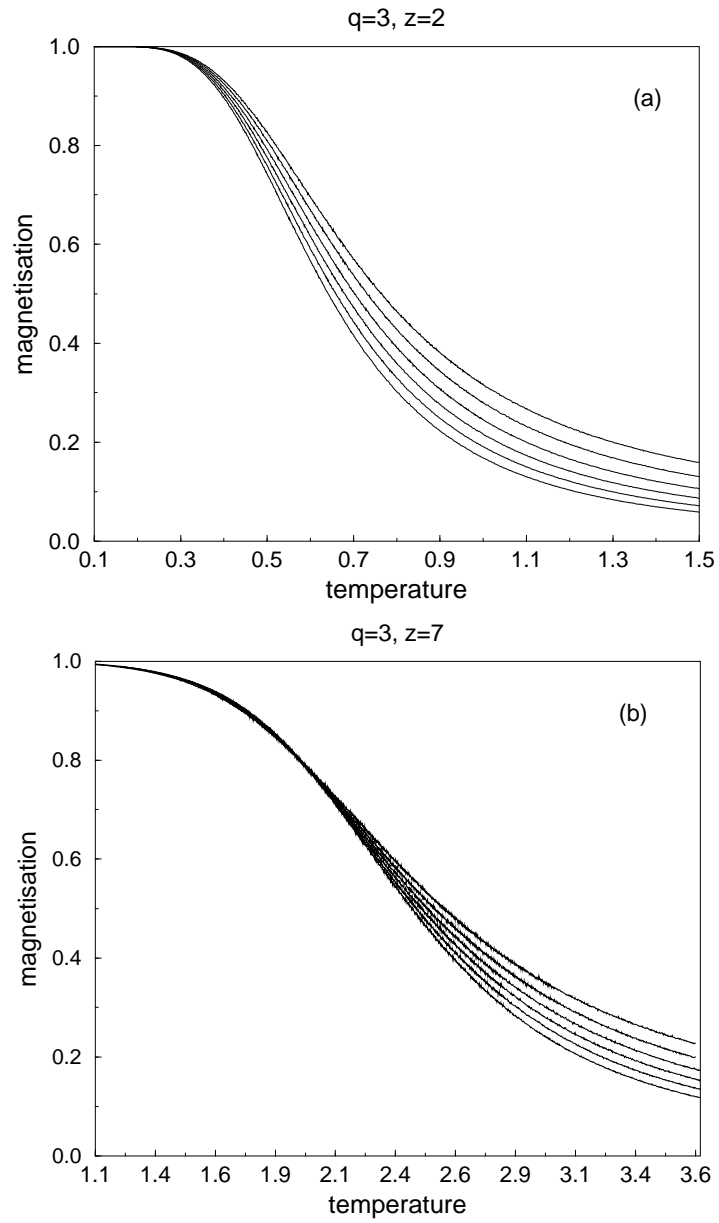


Figure 1: Plot of the magnetisation  $M$  versus  $K$  for  $q = 3$  and several system sizes ( $N = 250, 500, 1000, 2000, 4000,$  and  $8000$ ). In part (a)  $z = 2$  and part (b)  $z = 7$ .

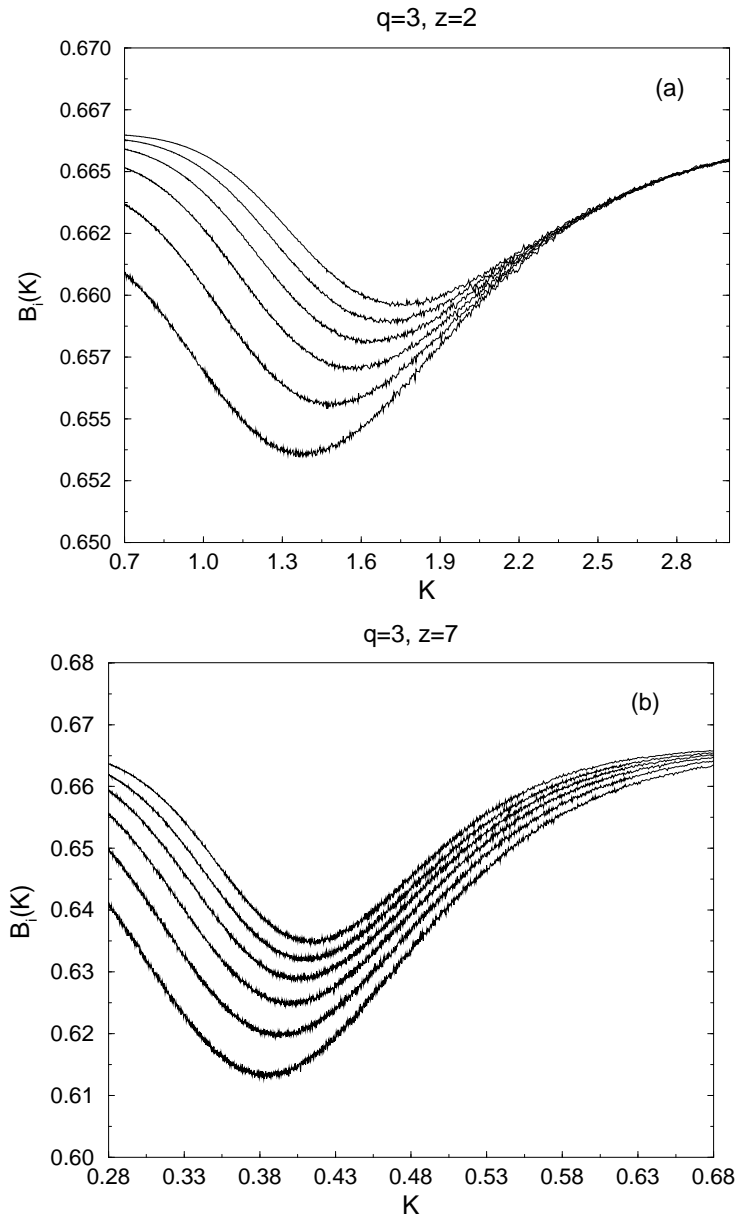


Figure 2: Plot of the Binder cumulant  $B_i(K)$  versus  $K$  for  $q=3$  and several system sizes ( $N = 250, 500, 1000, 2000, 4000, \text{ and } 8000$ ). In part (a)  $z = 2$  and part (b)  $z = 7$ .



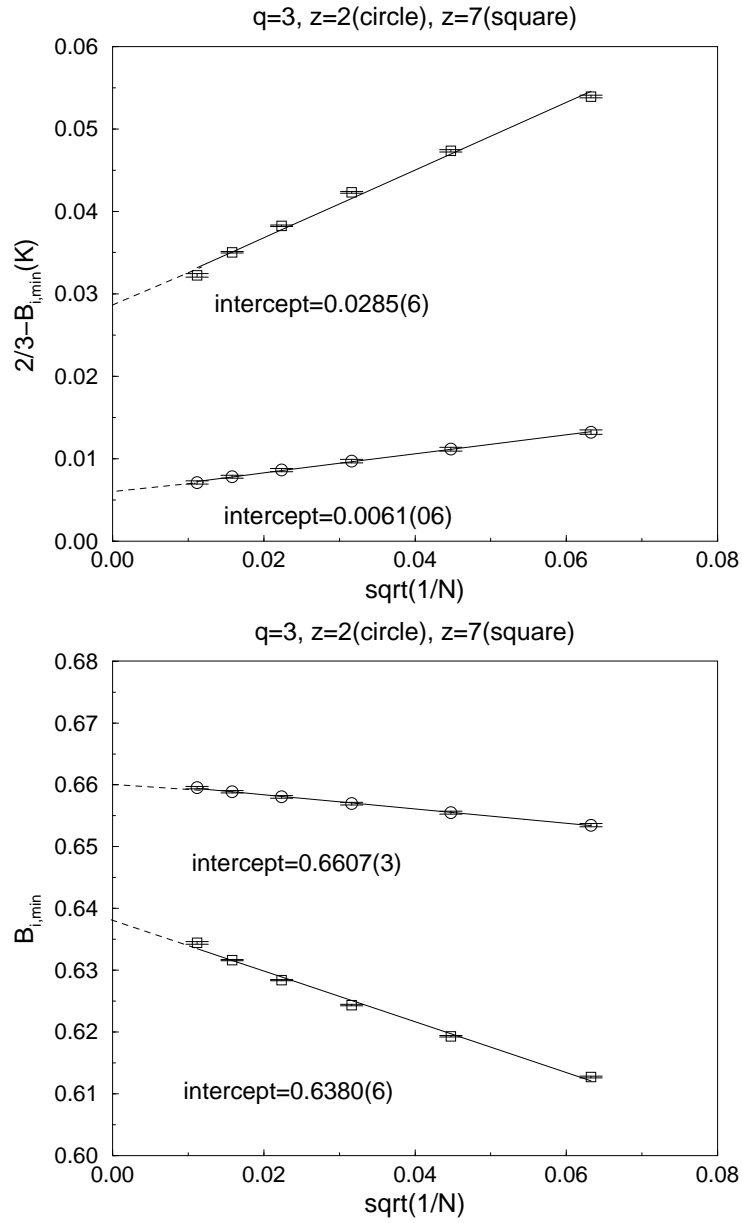


Figure 3: Plot of the Binder parameter  $2/3 - B_{i,\min}(K)$  versus  $1/N$  for  $z = 2$  (circle) and  $z = 7$  (square), part (a) and  $B_{i,\min}(K)$  versus  $1/N$ , part (b) for  $q = 3$ .

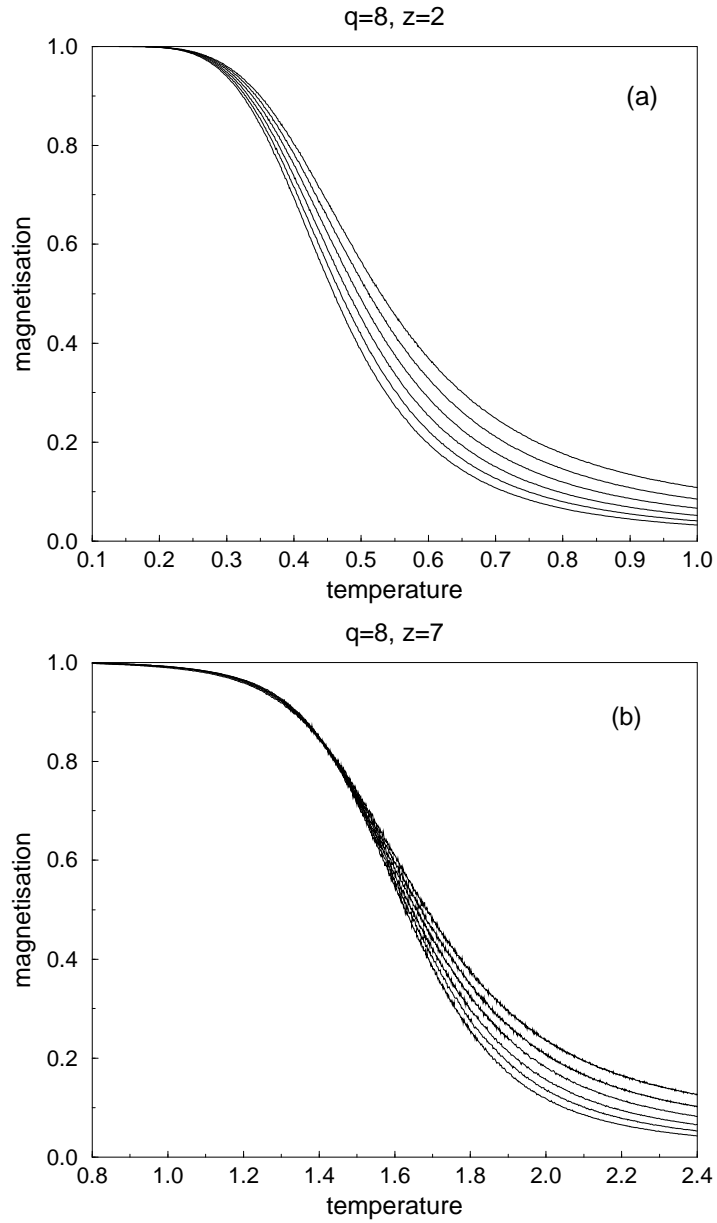


Figure 4: Plot of the magnetisation  $M$  versus  $K$  for  $q = 8$  and several system sizes ( $N = 250, 500, 1000, 2000, 4000$ , and  $8000$ ). In part (a)  $z = 2$  and part (b)  $z = 7$ .

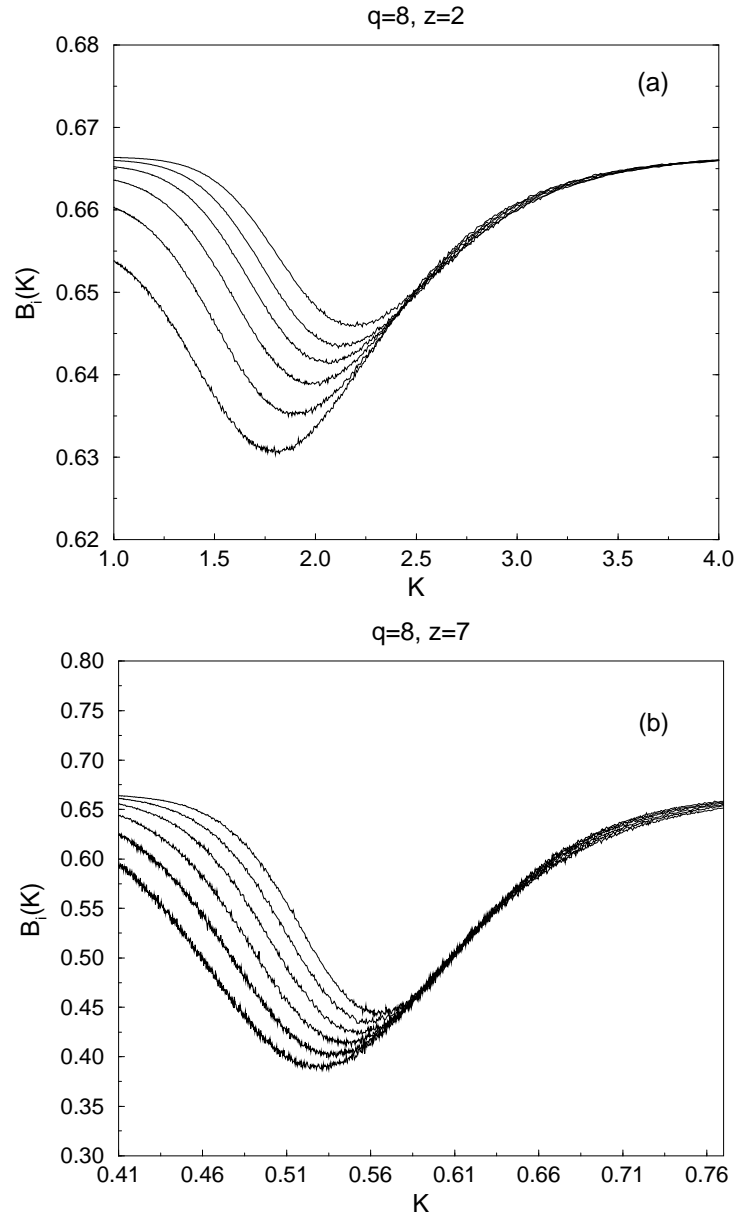


Figure 5: Plot of the Binder cumulant  $B_i(K)$  versus  $K$  for  $q=8$  and several system sizes ( $N = 250, 500, 1000, 2000, 4000,$  and  $8000$ ). In part (a)  $z = 2$  and part (b)  $z = 7$ .

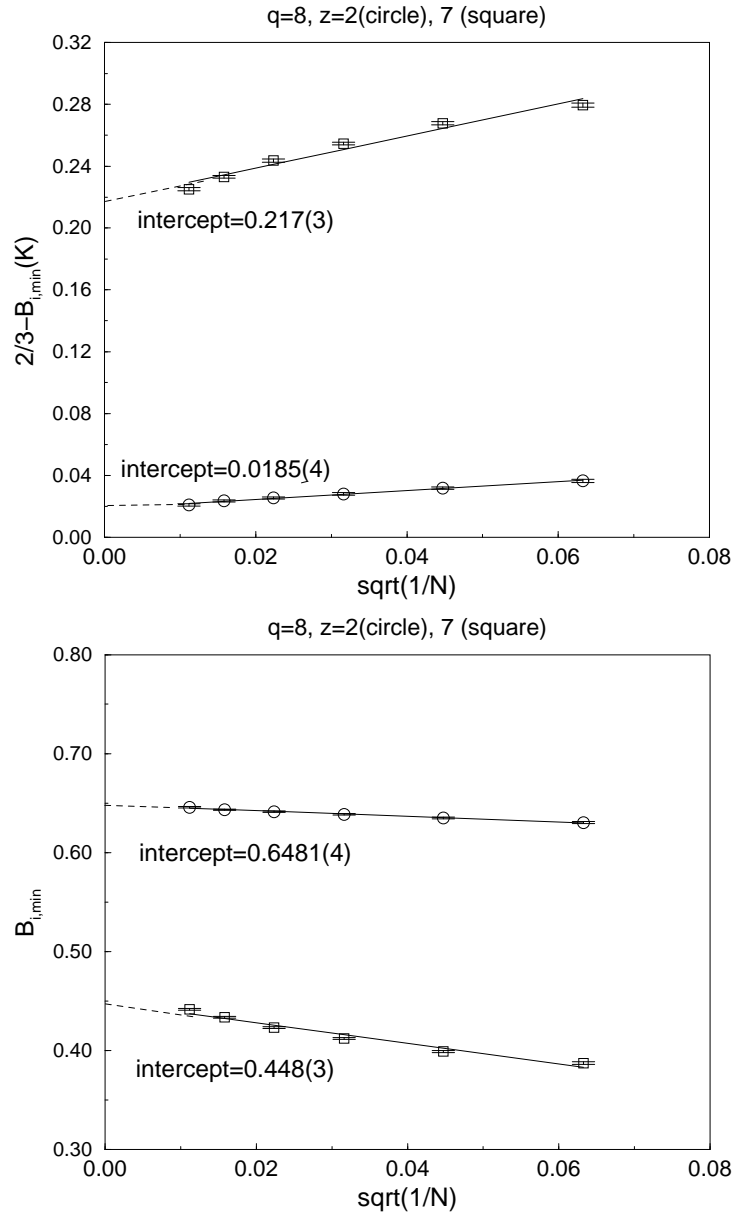


Figure 6: P lot of the Binder parameter  $2/3 - B_{i,min}(K)$  versus  $1/N$  for  $z = 2$  (circle) and  $z = 7$  (square), part (a) and  $B_{i,min}(K)$  versus  $1/N$ , part (b) for  $q = 8$ .

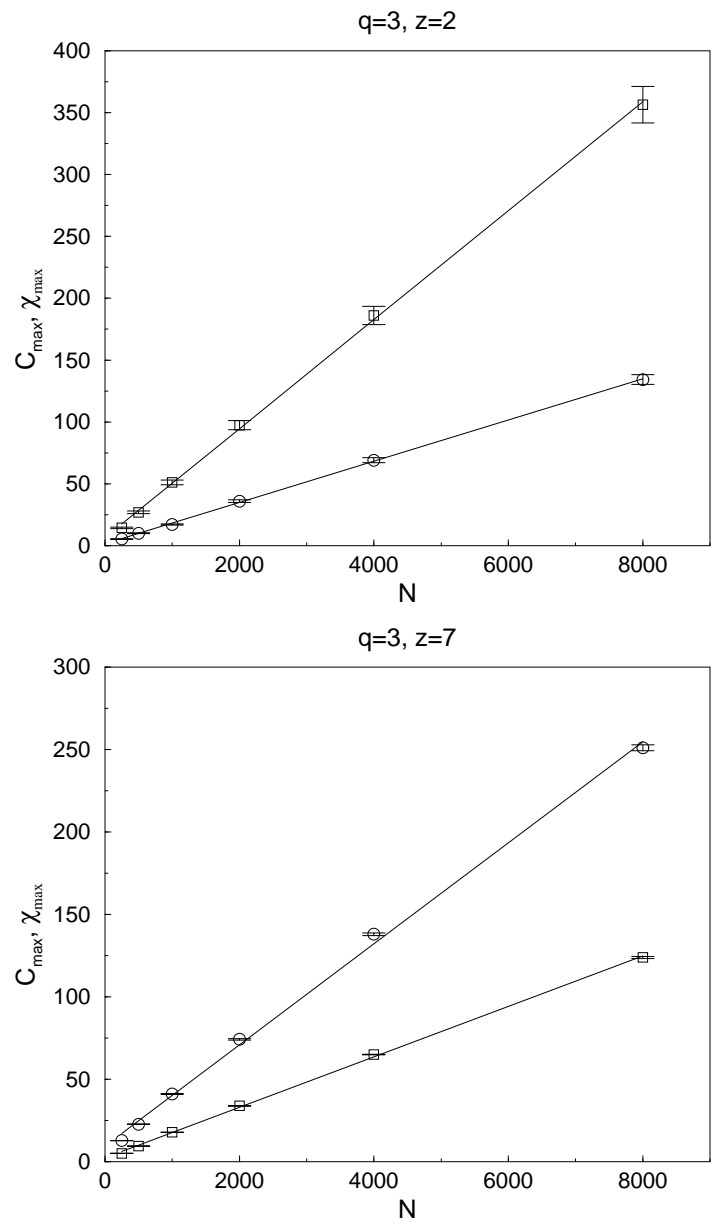


Figure 7: Plot of the specific heat  $C_{\max}$  (circle) and susceptibility  $\chi_{\max}$  (square) versus  $N$  for  $q = 3$ . In part (a)  $z = 2$  and part (b)  $z = 7$ .

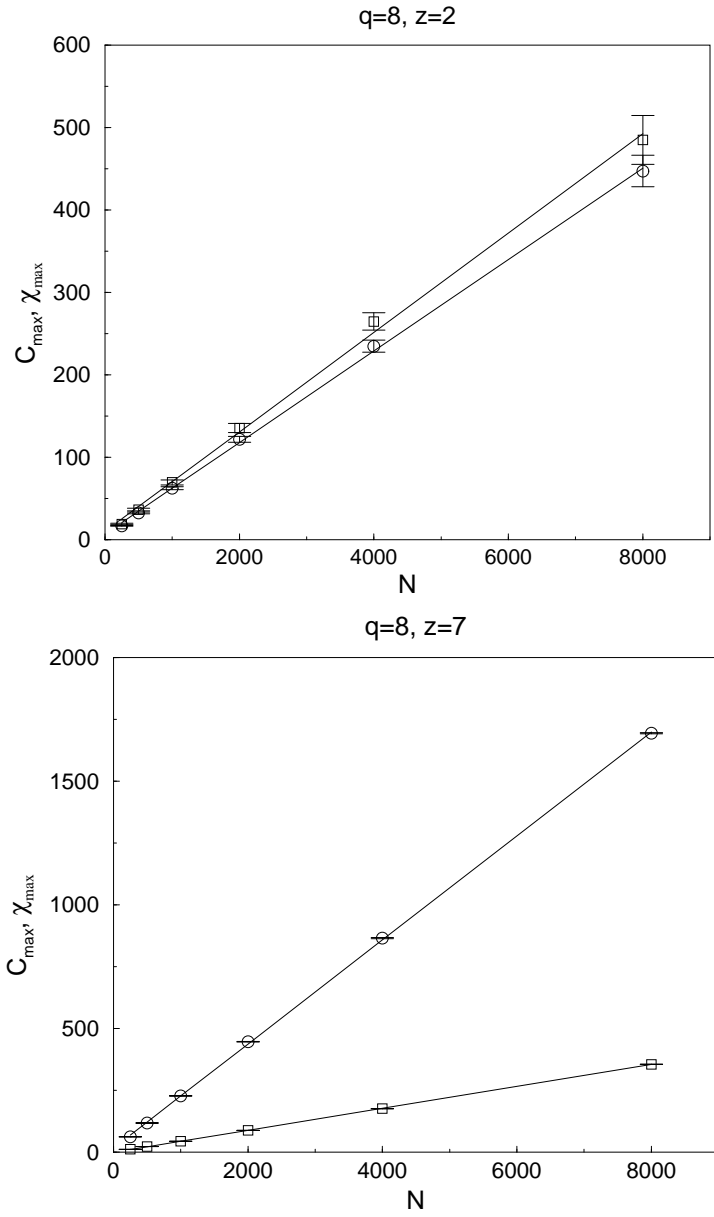


Figure 8: Plot of the specific heat  $C_{\max}$  (circle) and susceptibility  $\chi_{\max}$  (square) versus  $N$  for  $q = 8$ . In part (a)  $z = 2$  and part (b)  $z = 7$