

Observation of a mixed pairing state in Ru microdomains embedded in Sr_2RuO_4 Z. Long,¹ C. Andreou,¹ Z.Q. Mao,² H. Yaguchi,³ Y. Maeno,^{3,4} and Y. Liu¹¹Department of Physics, The Pennsylvania State University, University Park, PA 16802²Department of Physics, Tulane University, New Orleans, LA 70118³Department of Physics, Kyoto University, Kyoto 606-8502, Japan⁴International Innovation Center, Kyoto University, Kyoto 606-8501, Japan

(Dated: April 15, 2024)

We report first measurements on tunneling into the interior of a Ru microdomain embedded in bulk chiral p-wave superconductor Sr_2RuO_4 . The junctions were prepared by pressing a pure In wire onto the ab face of a Ru-containing Sr_2RuO_4 single crystal. Below the superconducting transition temperature (T_c) of Sr_2RuO_4 (≈ 1.5 K), we observed a zero-bias conductance peak (ZBCP) associated with the proximity-induced p-wave superconductivity. However, below 0.44 K, roughly the T_c of bulk Ru (≈ 0.5 K), an unexpected Ru gap and a broad ZBCP superimposed with subgap features were found to emerge, with unusual magnetic field dependences. We argue that the new features resulted from a mixed pairing state featuring intrinsic s- and p-wave condensates in the interior of a Ru microdomain embedded in Sr_2RuO_4 .

PACS numbers: 74.50.+r, 74.25.Fy, 74.70.-b

Superconductors are divided into two categories featuring an even-parity, spin-singlet and odd-parity, spin-triplet pairing symmetry, respectively. The inversion symmetry requires that the pairing symmetry of a bulk superconductor be of either an even or odd parity. However, in the absence of such symmetry, as in crystals with no inversion center [1] or near a superconductor-normal metal interface [2], mixed pairing states are allowed by symmetry, and realizable under suitable conditions.

Pairing symmetry of a superconductor is determined primarily by effective interactions. In the presence of a rotational symmetry, the interaction can be decomposed into channels with different orbital angular momentum, l . The superconducting energy gap, Δ_l , is given by $\Delta_l = 2\tau_l \exp(-2/N_0 V_l)$, where τ_l is a characteristic energy, N_0 is the density of states (DOS) at the Fermi energy, and V_l is interaction in the l channel [3]. States of $l = 0, 2, \dots$ then correspond to s-, d-wave ... (even-parity) and those of $l = 1, 3, \dots$ to p-, f-wave ... (odd-parity) pairings. Electrons will usually pair in the channel with the largest V_l , corresponding to the highest superconducting transition temperature (T_c), to attain a largest condensation energy, even though other V_l 's may be substantial.

Chiral p-wave superconductivity has been established in Sr_2RuO_4 by many experiments [4] including recent phase sensitive measurements [5]. The eutectic Ru- Sr_2RuO_4 system of pure Ru microdomains (a few nm in size) embedded in bulk Sr_2RuO_4 [6], which is of fundamental interest [7] because of the enhanced T_c as high as 3 K, has emerged as a useful system for the study of unconventional pairings [8, 9]. Bulk Ru is an s-wave superconductor, as evidenced by the insensitivity of superconductivity to impurities [10]. The intriguing questions are how the intrinsic pairing in s-wave channel competes for stability with the proximity-induced p-wave pairing below the intrinsic T_c of Ru and whether intrinsic pair-

ing in p-wave channel is possible in the interior of a Ru microdomain embedded in Sr_2RuO_4 .

To answer these questions, we prepared junctions of In/Ru/ Sr_2RuO_4 on Sr_2RuO_4 single crystals grown by coating-zone technique [4]. These crystals are essentially pure crystals containing only few scattered Ru microdomains. A Sr_2RuO_4 crystal was first cleaved along its ab plane. Then a freshly cut, high-purity (5N) In wire of a 0.25 mm diameter was pressed onto the ab face of the crystal without any artificial tunnel barrier. The current-voltage (I-V) characteristics of the junctions were measured with a standard 4-terminal, DC technique in a ^3He and dilution refrigerator with a base temperature of 300 and 20 mK, respectively. The tunneling conductance dI/dV were obtained by taking the numeric derivatives of the I-V curve.

Even though no structural characterization of the junctions was carried out, the totality of the tunneling and transport data allow us to divide the junctions into three types. For the first type, the tunneling is dominated by a contact between In and the nonsuperconducting surface layer [11] of pure Sr_2RuO_4 , yielding a tunnel spectrum well described by the Bardeen-Cooper-Schrieffer (BCS) formula [12] with an In gap of 0.5 meV. For the second type, the tunneling is dominated by a contact between In and the 3-K phase, the interface region between Ru and Sr_2RuO_4 , showing an In gap around 0.5 meV and a zero-bias conductance peak (ZBCP) resulted from Andreev surface bound states (ASBs), similar to those seen previously [8, 9]. For the third type of junctions, the focus of the present work, the tunneling is dominated by a contact between In and the interior of a Ru microdomain (Inset of Fig. 1a).

Measurements on the temperature-dependence of the junction resistance, $R_j(T)$, revealed a negative $dR_j(T)/dT$ above 3.4 K (Fig. 1a), suggesting the ex-

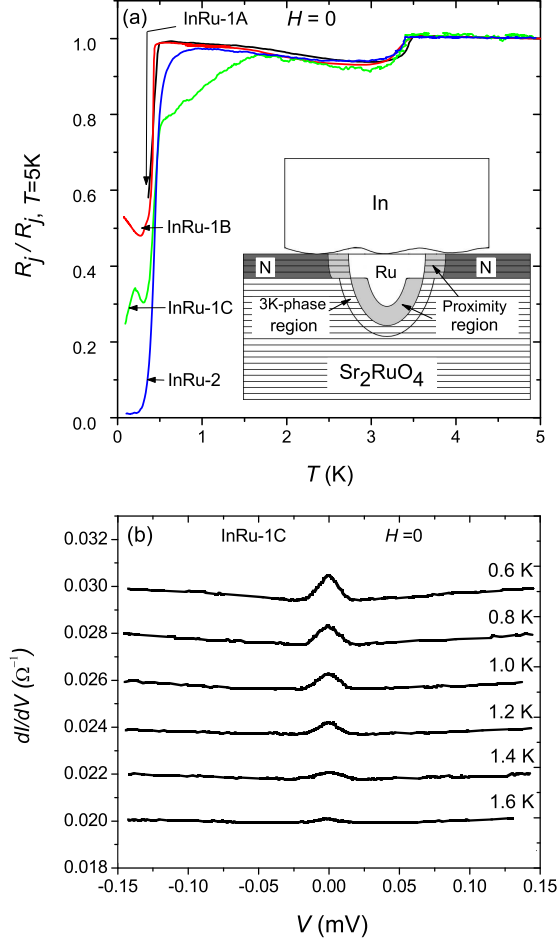


FIG. 1: (color online) (a) $R_j(T)/R_j(5K)$ vs T for two In/Ru/ Sr_2RuO_4 junctions. InRu-1 was measured in three separate cooling-downs – in a ^3He refrigerator with a c-axis eld (InRu-1A) and a dilution refrigerator with a c-axis (InRu-1B) and an in-plane (InRu-1C) eld. Values for $R_j(5K)$ are 47.5, 51.2 and 60.6 Ω for InRu-1A, B, and C and 12.5 Ω for InRu-2. Inset: Schematic of the third type of In/Ru/ Sr_2RuO_4 junctions. The nonsuperconducting surface layer (N) is indicated; (b) dI/dV vs V for the InRu-1C for $T = 0.5 K$ in the zero eld. Curves except the bottom one (1.6 K) are shifted upward by 0.01 Ω^{-1} for clarity.

istence of a barrier between In and Ru, probably due to the formation of InO_x on In surface, resulting in a superconductor-insulator-superconductor (SIS⁰) junction. $R_j(T)$ shows a drop at the T_c of In, 3.4 K, for all samples, and a barely visible kink around 1.5 K, the T_c of bulk Sr_2RuO_4 for all samples except InRu-1C. For the latter, a much more pronounced kink was found at a slightly higher temperature (1.7 K). We believe that the shift is due to the development of additional contacts between In and Ru close to, but not at the 3-K phase region after two thermal cyclings. No feature was found

between 1.7 to 3 K, suggesting that the In contact is away from the 3-K phase in all samples. As the temperature is lowered, $R_j(T)$ exhibits an abrupt drop around the T_c of bulk Ru, 0.5 K. For InRu-1B and C, a non-monotonic $R_j(T)$, to be discussed below, is seen below 0.5 K.

Tunnel spectra at $T = 0.5 K$ are shown in Fig. 1b for InRu-1C. Similar spectra were obtained for other samples. A rather small ZBCP was found as high as 1.6 K, above the T_c of bulk Sr_2RuO_4 . Such ZBCP is very similar to those found previously in tunneling into the 3-K phase region where Andreev surface bound states (ASBS) are formed on the sample surface of the 3-K phase [8]. These ASBSs are formed in this case because of an exponentially small, proximity-induced p-wave order parameter in the interior of the Ru microdomain. As the sample was cooled to below 0.44 K, slightly lower than the T_c of bulk Ru (0.5 K), new features emerge in the tunnel spectrum, including a sharp drop in the tunneling conductance at a well-defined gap edge, $\epsilon_{Ru} (= eV_{Ru})$, and a ZBCP (Fig. 2a). A gain almost identical features were found for all other samples.

For such SIS⁰ junction, gap features would normally be expected at ϵ_{In} and ϵ_{Ru} . However, the spectrum can change when broadening is introduced. Starting from the normalized I-V characteristic for a SIS⁰ junction,

$$I(V) = \frac{Z+1}{1} N(E) N^0(E+V) [f(E) - f(E+eV)] dE \quad (1)$$

where E is the energy, $f(E)$ is the Fermi function, $N(E)$ and $N^0(E)$ are the normalized, broadened DOS for S and S⁰ of the form

$$N(E) = \text{Re} \left[\frac{jE - j + i}{(jE - j + i)^2 + \frac{1}{2}} \right] \quad (2)$$

where γ is the broadening parameter reflecting, for example, a finite quasiparticle lifetime [13], we can obtain the normalized tunnel conductance $G_j (= dI/dV)$. Assuming that In and Ru are s-wave superconductors, we indeed obtain gap features at $\epsilon_{Ru} = e$ and $\epsilon_{In} = e$ in our simulation, as shown in Fig. 2b. Interestingly, similar results were obtained for high- T_c junctions [14, 15]. Identifying ϵ_{Ru} as the Ru gap is further supported by the excellent fit of $\epsilon_{Ru}(T)$ to the BCS formula (Fig. 2c).

Another important observation is that the ZBCP evolves into a continuous plateau superimposed by distinct peaks below 0.44 K. The conductance values of the plateau were found to be larger than twice of the normal-state conductance, characteristic of unconventional pairing, suggesting that p-wave pairing continues to be present at low temperatures. The satellite peak, found around $\epsilon_{Ru}/2$ in the ZBCP just below 0.44 K and seen to split into two at the lowest temperatures, should correspond to subgap resonant states. The sharp

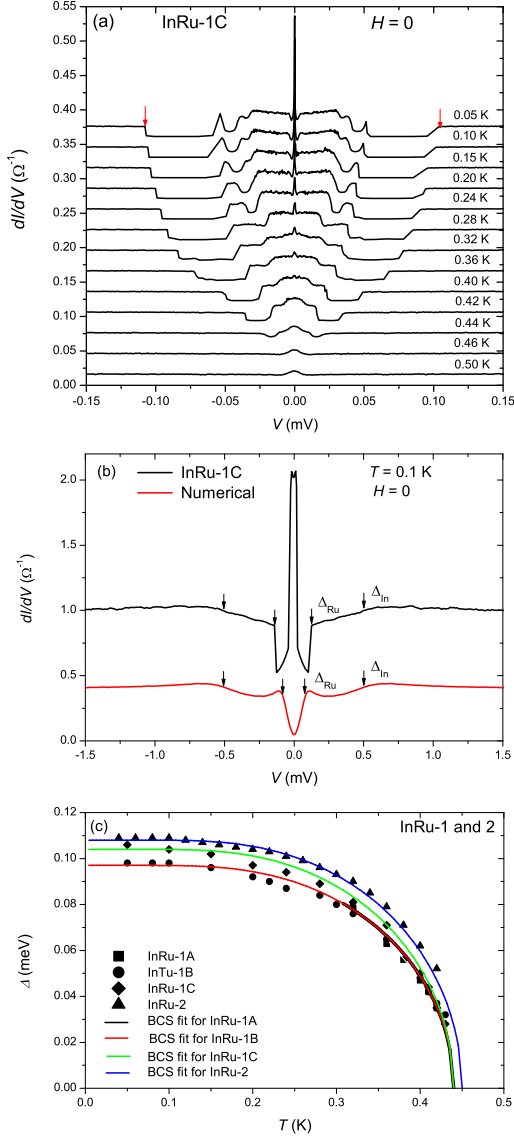


FIG. 2: (a) dI/dV vs V for the InRu-1C for $T \leq 0.5$ K in zero field. Curves except the bottom one are shifted upward by $0.03 \Omega^{-1}$ for clarity. The red arrows indicate V_{Ru} ; (b) Normalized dI/dV vs V for the InRu-1C in zero field at 0.1 K (upper curve with $\Delta_{In(Ru)} = 0.50$ (0.10) meV). The lower curve shows a numerical simulation of a conventional In/Ru junction at $T = 0.1$ K (shifted by $0.6 \Omega^{-1}$), employing an effective DOS of the form, $N_{eff}(E) = r(N(E) - 1) + 1$, where $N(E)$ is the broadened BCS DOS (Eq. 2) and r accounts for the junction leakage ($N_{eff}(E) = 1$ at high energies). The parameters used in the simulation are: $\Delta_{In(Ru)} = 0.50$ (0.072) meV, $\Delta_{In(Ru)} = 0.20$ (0.03) meV, and $r_{In(Ru)} = 0.15$ (0.50); (c) Un-normalized Δ_{Ru} vs T for all samples. Solid lines are BCS fits to Δ_{Ru} vs T , yielding $\Delta_{Ru} = 0.097, 0.097, 0.104$, and 0.108 meV, and $T_c = 0.44, 0.44, 0.44$ and 0.45 K for InRu-1A, B, C, and InRu-2, respectively.

central peak in the spectrum, however, must come from the Josephson coupling between In and Ru. If the order parameter direction of proximity-induced p-wave state is the same as that in the bulk, as expected, Josephson coupling between the s-wave In and proximity-induced p-wave Ru is forbidden by the selection rule [16]. Therefore the observed Josephson coupling may indicate the emergence of a new superconducting component.

The development of a gap edge close to the T_c of bulk Ru suggests that the intrinsic s-wave pairing of Ru may be this new superconducting component, suggesting further pairings in both $l = 0$ and 1 channels in the interior of a Ru microdomain below 0.44 K. The interesting question is whether the p-wave pairing can be intrinsic, rather than proximity-induced. Such simultaneous pairings in both s- and p-wave channels in a Ru microdomain is not forbidden by symmetry. The typical size of a Ru microdomain is a few nm. The superconducting coherence length of bulk Ru, ξ_{Ru} , in the clean limit, is ~ 4 nm based on $\xi_{Ru} = \hbar v_F / \Delta_{Ru}$, where v_F is the Fermi velocity and Δ_{Ru} is energy gap ($v_F = 1.5 \times 10^6$ m/s and $\Delta_{Ru} = 0.072$ meV). An inversion operation on such a Ru microdomain does not constrain the wavefunction symmetry of the Cooper pair as its size is comparable with or larger than the sample size. Microscopically, V_1 usually decreases rapidly with increasing l , making V_1 the second largest among V_l s. A condensate in the $l = 1$ channel in the Ru microdomain, with a smaller condensation energy than that of a $l = 0$ condensate, could be stabilized by energy saving from minimizing the gradient of the order parameter between the Ru microdomain and the 3-K phase of Sr_2RuO_4 .

This scenario is consistent with the quantitative result on Δ_{Ru} (≈ 0.1 meV), which is larger than the BCS value, 0.072 meV, estimated from $T_c = 0.44$ K. The ratio, $2\Delta_0/k_B T_c$, has an unexpectedly high value (~ 5.5), typical of a strong-coupling superconductor, which is difficult to accept because of the low T_c . In fact, from $T_c = 1/4 T \exp[1/N(0)V]$ [12] and $T_{\mu Ru} = 404$ K, we find that $N(0)V_{Ru} = 0.147$, comparable with that of a prototypical weak-coupling superconductor, Al, with $N(0)V_{Al} = 0.165$. On the other hand, if we assume a mixed pairing state with the form [17]:

$$R_u = s + i p \quad (3)$$

where $s = i \sigma_z$ is the s-wave and $p = i \sigma_z \hat{d}$ the p-wave gap function, with \hat{d} the vector order parameter and $\sigma = (\sigma_1; \sigma_2; \sigma_3)$ Pauli matrices [3]. If p belongs to a one-dimensional representation and is real with a magnitude similar to that of s , $j_s/j_p \approx 0.072$ meV, we find that $j_s/j_p = 0.102$ meV, which agrees well with experiment. This scenario also provides a plausible explanation for the non-monotonic behavior in $R_j(T)$, seen also in InRu-2 under a magnetic field. $R_j(T)$ of an SIS junction measured above its crit-

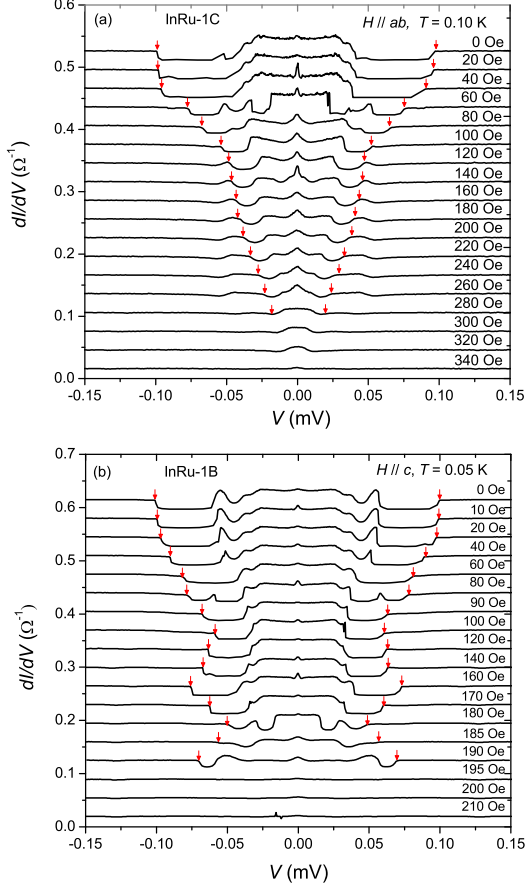


FIG. 3: dI/dV vs V for InRu-1 ($T = 0.1$ K) with the field applied along the ab plane (a) and the c axis (b). Curves except the bottom ones are shifted upward by $0.035 \Omega^{-1}$ for clarity. The red arrows track the field variation of μ_{Ru} . For field applied along the c axis, the spectrum depends on whether the sample is zero-field- or field-cooled. Data presented here were obtained after the sample was field-cooled from 5 K.

ical current, I_c , follows the temperature dependence of $I_c(T)$. The Josephson couplings between In and the two individual superconducting components in Ru could be of different signs, leading to a non-monotonic $I_c(T)$ and $R_j(T)$, as seen previously [18].

The magnetic field dependence of tunnel spectrum provides further support to the mixed pairing picture. Assuming that the field dependence of μ_s is essentially that in the bulk, a type I superconductor with a H_c of 69 Oe, μ_s will be fully suppressed at 69 Oe. As shown in Fig. 3, with a field applied along the ab plane, μ_{Ru} is seen to be suppressed rapidly as the field increase to about 70 Oe and more slowly for larger field. Within the mixed pairing picture, μ_s vanishes at this field, leading to $\mu_{Ru} = \mu_p$. Experimentally, $\mu_{Ru} = 0.07$ meV at 70 Oe, agreeing with the mixed pairing picture.

An intriguing evolution of tunneling spectrum was observed when the field was applied along the c axis. As seen in Fig. 3b, μ_{Ru} shows a non-monotonic behavior – with the increasing field, the gap and ZBCP features seen at lower fields were found to re-emerge at higher fields. Qualitatively similar behavior was observed in InRu-1A and in InRu-2. Since Sr_2RuO_4 is a chiral p -wave superconductor [4], chiral currents flowing in the ab plane are expected on the surface of the Ru microdomain. When the interior of the Ru microdomain becomes superconducting, a chiral order parameter given by Eq. 3 will lead to its own chiral current. When a magnetic field is applied along the c axis, a finite flux will thread through the in-plane chiral current loop. We believe that the flux will modulate the chiral current just as the flux modulates the supercurrent in Little-Parks effect [12], leading to T_c and gap modulations. This process will minimize (maximize) the gap edge (μ_{Ru}) for certain fields, as seen experimentally. Such modulation will not occur when the field is applied along the in-plane direction.

We would like to acknowledge useful discussions with Prof. D. A. Gterberg and M. S. Sigrist. The work is supported by DOE under DE-FG 02-04ER 46159 at Penn State, by Louisiana Board of Regent under LEQSF (2003-06)-RD-A-26 at Tulane, and by JSPS and NEXT of Japan at Kyoto. Z. Q. Mao is a Cottrell scholar.

Electronic address: liu@physpsu.edu

- [1] E. Bauer, I. Bonalde, and S. Sigrist, *Low Temp. Phys.* 31, 748 (2005).
- [2] V. M. Edelstein, *Phys. Rev. B* 67, 020505(R) (2003).
- [3] V. P. Mineev and K. V. Samokhin, *Introduction to unconventional superconductivity* (Gordon and Breach Science Publishers, 1999).
- [4] A. P. Mackenzie and Y. Maeno, *Rev. Mod. Phys.* 75, 657 (2003).
- [5] K. D. Nelson, Z. Q. Mao, Y. Maeno, and Y. Liu, *Science* 306, 1151 (2004).
- [6] Y. Maeno et al., *Phys. Rev. Lett.* 81, 3765 (1998).
- [7] M. Sigrist and H. Monien, *J. Phys. Soc. Jpn.* 70, 2409 (2001).
- [8] Z. Q. Mao, K. D. Nelson, R. Jin, Y. Liu, and Y. Maeno, *Phys. Rev. Lett.* 87, 037003 (2001).
- [9] M. Kawamura et al., *J. Phys. Soc. Jpn.* 74, 531 (2005).
- [10] G. Williams, *Solid State Comm.* 14, 649 (1974).
- [11] Y. Liu et al., *J. Low Temp. Phys.* 131, 1059 (2003).
- [12] M. Tinkham, *Introduction to superconductivity* (The McGraw-Hill Companies, Inc., 1996).
- [13] R. C. Dynes, V. Narayanamurti, and J. P. Gammon, *Phys. Rev. Lett.* 41, 1509 (1978).
- [14] C. R. Hu, *Phys. Rev. B* 57, 1266 (1998).
- [15] B. Chesca et al., *Phys. Rev. B* 73, 014529 (2006).
- [16] R. Jin, Y. Liu, Z. Q. Mao, and Y. Maeno, *Europhys. Lett.* 51, 341 (2000).
- [17] C. C. Tsuei and J. R. Kirtley, *Rev. Mod. Phys.* 72, 969 (2000).
- [18] R. Jin, et al., *Phys. Rev. B* 59, 4433 (1999).