

Coulomb Interaction-induced Checkerboard Patterns in Disordered Cuprates

Degang Zhang¹

¹Texas Center for Superconductivity and Department of Physics,
University of Houston, Houston, TX 77204, USA

We study the effect of the Coulomb interaction on the local density of states (LDOS) and its Fourier component in disordered cuprates. It is shown that the Coulomb interaction suppresses strongly the maximum value of the LDOS induced by the dopant impurity at each energy and expands significantly the Friedel oscillation in real space. The existence of the Coulomb interaction with a moderate strength yields an energy-dependent checkerboard LDOS modulation around the impurity, which is very different from that produced by pure quasiparticle interference. The orientation and transformation of the checkerboard pattern with energy and the relations among the modulation vectors, dopings and the bias voltages agree qualitatively with the recent STM experiments.

PACS numbers: 74.62.Dh, 74.72.-h, 74.25.-q

It is well-known that at half filling cuprates are the Mott insulators, where the on-site Coulomb interaction is larger than the kinetic energy of electron. When oxygens (holes) are doped into cuprates, the electrons can move in the CuO₂ plane and cuprates become strange metals. In other words, the "effective" on-site Coulomb interaction decreases. With further increasing the concentration of holes up to about 5%, cuprates become superconducting and have a d-wave symmetry gap. So cuprate superconductors inevitably possess disorder due to the oxygen doping. It is out of question that the electronic states in the CuO₂ plane are mainly determined by disorder and the Coulomb interaction.

Recently a series of the STM experiments have revealed the electronic states in both real and momentum spaces for the superconductor B_{1-x}Sr_xCaCu₂O_{8+y} [1,2,3]. It was found that in real space the LDOS has a weak energy-dependent checkerboard pattern. At low bias voltages, the charge modulation with a period $\frac{2}{q_B}$ orients along 45° to the Cu-O bonds. At high bias voltages well below the superconducting gap, the charge modulation with a period $\frac{2}{q_A}$ is parallel to the Cu-O bonds. We note that q_A are the wave vectors connecting the end points of the same Banana-like equal-energy contours while q_B are the wave vectors connecting the nearest end points of the neighbor Banana-like equal-energy contours [1,2,4,5]. These two kinds of charge modulations coexist at intermediate voltages. With increasing the bias voltage or doping, q_A becomes shorter while q_B becomes longer [1,2]. In Ref. [3], McElroy et al. studied in detail the nanoscale electronic disorder induced by the oxygen dopant atoms. It was indeed verified that these dopant defects generate the LDOS modulations and also suppress superconducting coherence peaks in B_{1-x}Sr_xCaCu₂O_{8+y}.

A lot of theoretical investigations have devoted to these fascinatingly experimental observations [4-13]. In momentum space, the relation among the modulation wave vectors, dopings and the bias voltages seems to be well

explained by quasiparticle interference due to weak disorder. However, in real space, the LDOS near the impurity has a stripe-like structure along both 45° to the Cu-O bonds and the Cu-O bonds rather than the checkerboard pattern at each energy [9]. In addition, the Friedel oscillation only exists in a short distance (~ 10 lattice constant) away from the impurity site. For many random impurities, a checkerboard pattern and its transformation with energy and doping are observed theoretically. But the checkerboard pattern only covers a small ineffective area and is different from that seen by the STM experiments, which expands into the bulk. Therefore, it is difficult to interpret simultaneously the experimental phenomena in both real and momentum spaces by using pure quasiparticle interference induced by disorder. What factor makes the LDOS at different energy have the two-dimensional period structure in the bulk? It is natural to consider the Coulomb interaction in the CuO₂ plane as a candidate because the undoped cuprates are the Mott insulators. In this paper, we investigate the influence of the Coulomb interaction on the Friedel oscillation in disordered cuprate superconductors. We shall see that the experimental phenomena are the results of disorder correlation mediated by the Coulomb interaction.

The Hamiltonian describing the scattering of quasiparticles from a single defect with local modulations of both hopping and pairing parameters and the Coulomb interaction in a d-wave superconductor can be written as

$$\begin{aligned}
 H = & \sum_k \epsilon_k c_k^\dagger c_k + \sum_k (c_k^\dagger c_{k\#}^\dagger + c_{k\#} c_k) \\
 & + \sum_{\langle ij \rangle} t_{ij} c_i^\dagger c_j + \sum_{\langle ij \rangle} \Delta_{ij} (c_i^\dagger c_{j\#}^\dagger + c_{j\#} c_i) \\
 & + (V_s + V_m) c_0^\dagger c_0 + (V_s - V_m) c_{0\#}^\dagger c_{0\#}
 \end{aligned}$$

$$+ U \sum_i c_{i1}^\dagger c_{i1} c_{i\#}^\dagger c_{i\#} + \frac{1}{2} V \sum_{\langle ij \rangle} c_i^\dagger c_i c_j^\dagger c_j; \quad (1)$$

where $\langle ij \rangle$ denotes that the sites i and j are the nearest neighbor sites, μ_i is the chemical potential to be determined by doping, $\epsilon_k = t_1(\cos k_x + \cos k_y) = 2 + t_2 \cos k_x \cos k_y + t_3(\cos 2k_x + \cos 2k_y) = 2 + t_4(\cos 2k_x \cos k_y + \cos k_x \cos 2k_y) = 2 + t_5 \cos 2k_x \cos 2k_y$ with $t_{1-5} = -0.5951, 0.1636, -0.0519, -0.1117, 0.0510$ (eV). The band parameters are taken from those of Norman et al. [14] for $\text{Bi}_2\text{Sr}_2\text{CaCu}_2\text{O}_{8+x}$, and the lattice constant a is set as $a = 1$. The order parameter away from the impurity is given by $\phi_{ij} = \phi_0(\cos k_x - \cos k_y) = 2$. $t_{ij} = t$ for $i = 0$ or $j = 0$ and 0 for others. $\phi_{ij} = \phi_1$ for $i = 0$ or $j = 0$, ϕ_2 for $i = 1$ or $j = 1$, and 0 for others. U_s and V_m are the nonmagnetic part and the magnetic part of an on-site potential, respectively. U is the strength of the on-site Coulomb interaction while V is that between the nearest neighbor sites.

The Hamiltonian (1) cannot be diagonalized exactly due to the presence of the Coulomb interaction. Because the charge modulations observed by the STM experiments are weak, here we are only interested in the case of weak to moderate U and small V , where the charge density wave (CDW) and spin density wave (SDW) can be neglected [15]. In fact, the presence of CDW and SDW only produces an energy-independent peak at the modulation wave vectors in the Fourier component of the LDOS and does not affect the results in this paper [16-22].

Following the standard Green's function method [23], we can solve the Hamiltonian (1) in the absence of CDW and SDW. Then the LDOS measured by the STM experiments reads

$$\rho(\epsilon; \mathbf{r}) = \frac{1}{N} \text{Im} \sum_{\mathbf{k}; \mathbf{k}^0} \cos[(\mathbf{k} - \mathbf{k}^0) \cdot \mathbf{r}] [(1 - \epsilon)^{\mathbf{k} - \mathbf{k}^0}]$$

$$G_{\mathbf{k}\mathbf{k}^0}^0(i!_n) = \sum_{\mathbf{k} + \mathbf{k}^0} G_{\mathbf{k}\mathbf{k}^0}^0(i!_n) \mathbf{1}_{i!_n} \mathbf{1}_{i+10}; \quad (2)$$

where $\mathbf{1}_{i!_n} = 0, 1$, N is the number of sites in the lattice, and $G_{\mathbf{k}\mathbf{k}^0}^0(i!_n)$ is the Green's function in terms of the Matsubara frequencies and has the symmetry $G_{\mathbf{k}\mathbf{k}^0}^0(i!_n) = G_{\mathbf{k}^0\mathbf{k}}^0(i!_n)$. To the first order in V , t_1 and t_2 , the Green's function $G_{\mathbf{k}\mathbf{k}^0}^0(i!_n) = G_{\mathbf{k}\mathbf{k}^0}^0(i!_n) \epsilon_{\mathbf{k}\mathbf{k}^0} + G_{\mathbf{k}\mathbf{k}^0}^0(i!_n) G_{\mathbf{k}\mathbf{k}^0}^0(i!_n) f_{\mathbf{k}\mathbf{k}^0} D_{\mathbf{k}} [(1 - \epsilon)^{\mathbf{k} - \mathbf{k}^0} f_{\mathbf{k}} + \epsilon_{\mathbf{k} + \mathbf{k}^0} g_{\mathbf{k}}] + \epsilon_{\mathbf{k}\mathbf{k}^0} [(1 - \epsilon)^{\mathbf{k} - \mathbf{k}^0} \epsilon_{\mathbf{k} + \mathbf{k}^0} + 1] + \epsilon_{\mathbf{k}\mathbf{k}^0} [(1 - \epsilon)^{\mathbf{k} - \mathbf{k}^0} \epsilon_{\mathbf{k} + \mathbf{k}^0} + 1] + D_{\mathbf{k}} [(1 - \epsilon)^{\mathbf{k} - \mathbf{k}^0} (\epsilon_{\mathbf{k}\mathbf{k}^0} A_{\mathbf{k}} + \epsilon_{\mathbf{k}\mathbf{k}^0} C_{\mathbf{k}}) + (1 - \epsilon)^{\mathbf{k} - \mathbf{k}^0} (\epsilon_{\mathbf{k}\mathbf{k}^0} B_{\mathbf{k}} + \epsilon_{\mathbf{k}\mathbf{k}^0} D_{\mathbf{k}})] + D_{\mathbf{k}} [(u_{\mathbf{k}\mathbf{k}^0} + v_{\mathbf{k}\mathbf{k}^0} (f_{\mathbf{k}} X_{\mathbf{k}} + g_{\mathbf{k}} Y_{\mathbf{k}}) + (u_{\mathbf{k}\mathbf{k}^0} + v_{\mathbf{k}\mathbf{k}^0} (f_{\mathbf{k}} Y_{\mathbf{k}} + g_{\mathbf{k}} Z_{\mathbf{k}}))] g; \quad \frac{G_{\mathbf{k}\mathbf{k}^0}^0(i!_n)}{[i!_n - (1 - \epsilon) E_{\mathbf{k}}]^2} = \frac{G_{\mathbf{k}\mathbf{k}^0}^0(i!_n)}{(E_{\mathbf{k}} - \epsilon)^2 + \frac{2}{k}}, \quad \frac{2}{k} = \frac{1}{2} [1 + (1 - \epsilon) \frac{k}{E_{\mathbf{k}}}], \quad \epsilon_{\mathbf{k} - \mathbf{k}^0} = \frac{k}{2E_{\mathbf{k}}}, \quad X_{\mathbf{k}} =$

$$P \sum_{\mathbf{k}} G_{\mathbf{k}\mathbf{k}^0}^0(i!_n), \quad Y_{\mathbf{k}} = P \sum_{\mathbf{k}} (1 - \epsilon)^{\mathbf{k} - \mathbf{k}^0} G_{\mathbf{k}\mathbf{k}^0}^0(i!_n), \quad Z_{\mathbf{k}} = P \sum_{\mathbf{k}} (1 - \epsilon)^{\mathbf{k} - \mathbf{k}^0} G_{\mathbf{k}\mathbf{k}^0}^0(i!_n), \quad \epsilon_{\mathbf{k}\mathbf{k}^0} = \frac{V_s}{N} + \frac{2t}{N} (\cos k_x + \cos k_y + \cos k_x^0 + \cos k_y^0), \quad \epsilon_{\mathbf{k}\mathbf{k}^0} = \frac{2}{N} (\cos k_x - \cos k_y + \cos k_x^0 - \cos k_y^0) + \frac{2t^2}{N^2} [\cos(k_x - 2k_x^0) \cos(k_x - k_x^0 - k_y^0) \cos(k_x - k_x^0 + k_y^0) + \cos(k_y - k_y^0 - k_x^0) \cos(k_y - 2k_y^0) + \cos(2k_x - k_x^0) + \cos(k_x + k_y - k_y^0) \cos(k_x + k_y - k_x^0) \cos(2k_y - k_y^0) + \cos(k_x - k_y + k_y^0) \cos(k_x - k_y - k_x^0)], \quad \epsilon_{\mathbf{k}} = \frac{U + 8V}{N} \epsilon_{\mathbf{k}}^0 + \frac{2V}{N} \epsilon_{\mathbf{k}}^0 \epsilon_{\mathbf{k}^0}^1 [\cos(k_x^0 - k_x) + \cos(k_y^0 - k_y)], \quad \epsilon_{\mathbf{k}} = \frac{2V}{N} \epsilon_{\mathbf{k}}^0 \epsilon_{\mathbf{k}^0}^1 [\cos(k_x^0 - k_x) + \cos(k_y^0 - k_y)], \quad a_{\mathbf{k}} = \epsilon_{\mathbf{k}} X_{\mathbf{k}} + \epsilon_{\mathbf{k}} Y_{\mathbf{k}}, \quad b_{\mathbf{k}} = \epsilon_{\mathbf{k}} Y_{\mathbf{k}} + \epsilon_{\mathbf{k}} X_{\mathbf{k}}, \quad c_{\mathbf{k}} = \epsilon_{\mathbf{k}} Y_{\mathbf{k}} + \epsilon_{\mathbf{k}} Z_{\mathbf{k}}, \quad d_{\mathbf{k}} = \epsilon_{\mathbf{k}} Z_{\mathbf{k}} + \epsilon_{\mathbf{k}} Y_{\mathbf{k}}, \quad f_{\mathbf{k}} = (1 - \epsilon)^{\mathbf{k}} [\epsilon_{\mathbf{k}} + (\frac{2}{k} + \frac{2}{k}) Z_{\mathbf{k}}] + \epsilon_{\mathbf{k} + \mathbf{k}^0} [\epsilon_{\mathbf{k}} (\frac{2}{k} + \frac{2}{k}) Y_{\mathbf{k}}], \quad g_{\mathbf{k}} = (1 - \epsilon)^{\mathbf{k}} [\epsilon_{\mathbf{k}} (\frac{2}{k} + \frac{2}{k}) Y_{\mathbf{k}}] + \epsilon_{\mathbf{k} + \mathbf{k}^0} [\epsilon_{\mathbf{k}} + (\frac{2}{k} + \frac{2}{k}) X_{\mathbf{k}}], \quad A_{\mathbf{k}} = a_{\mathbf{k}} (1 - d_{\mathbf{k}}) + b_{\mathbf{k}} c_{\mathbf{k}}, \quad B_{\mathbf{k}} = d_{\mathbf{k}} (1 - a_{\mathbf{k}}) + b_{\mathbf{k}} c_{\mathbf{k}}, \quad D_{\mathbf{k}} = [(1 - a_{\mathbf{k}}) (1 - d_{\mathbf{k}}) - b_{\mathbf{k}} c_{\mathbf{k}}]^2, \quad u_{\mathbf{k}} = (1 - \epsilon)^{\mathbf{k}} (1 + A_{\mathbf{k}} D_{\mathbf{k}}) + \epsilon_{\mathbf{k} + \mathbf{k}^0} b_{\mathbf{k}} D_{\mathbf{k}}, \quad v_{\mathbf{k}} = (1 - \epsilon)^{\mathbf{k}} c_{\mathbf{k}} D_{\mathbf{k}} + \epsilon_{\mathbf{k} + \mathbf{k}^0} (1 + B_{\mathbf{k}} D_{\mathbf{k}}). \quad \text{Obviously, the weak magnetic potential } V_m \text{ does not appear in } G_{\mathbf{k}\mathbf{k}^0}^0(i!_n) \text{ because it has only the higher order contributions to the Green's function.}$$

Here we point out that the Coulomb interaction itself does not produce the charge modulations in the present case. However, it has a strong impact on the LDOS induced by disorder. Substituting the Green's function $G_{\mathbf{k}\mathbf{k}^0}^0(i!_n)$ into the formula (2), we can obtain the LDOS images at different energy and doping. In our calculations, we have chosen $N = 400 \times 400$, $\mu = 0.1246$ corresponding to about 15% doping, $\epsilon_0 = 44$ meV and $V_s = 2t = 2t_1 = 4t_2$ for simplicity. Here we'd like to mention that the other parameter options, including t_1 and t_2 to be positive and different doping, arrive at the similar conclusions.

Figure 1 shows the LDOS patterns with a moderate $U = 0.25$ eV and a small $V = 0.01$ eV at different energy due to a single impurity at the center of a 40×40 square. In this case, the ratio of the on-site Coulomb interaction to the nearest neighbor hopping $\frac{U}{t} = 1.7$. Obviously, the LDOS patterns for $! > 0$ have similarly periodic structures with those for $! < 0$. At $! = 12$ meV, the LDOS has a checkerboard modulation with a period $5a$. Its orientation is along 45° to the Cu-O bonds. With increasing energy to 18 meV, the modulation period becomes shorter to $4a$. We note that there also exists an about 20×20 checkerboard modulation along the Cu-O bonds around the impurity at 18 meV. At high energy, e.g. $! = 30$ meV, the LDOS shows a checkerboard pattern along the Cu-O bonds, which possesses a multi-period structure. Obviously, there does not exist the long-wavelength modulations. When $! = 24$ meV, two kinds of the checkerboard patterns along both 45° to the Cu-O bonds and the Cu-O bonds coexist. The charge modulation and its transformation with energy agree qualitatively the STM experiments. Obviously, the Coulomb interaction suppresses the maximum LDOS on

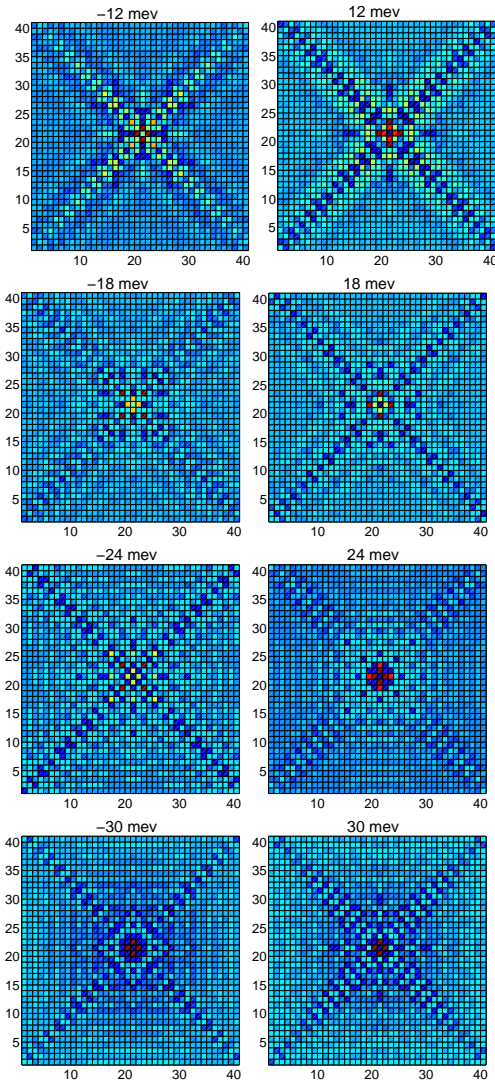


FIG. 1: (Color online) The LDOS $\rho_q(\omega)$ at different energy due to a single impurity at the center of a 40×40 square. $U = 0.25$ eV and $V = 0.01$ eV.

or near the impurity sites and magnifies the Friedel oscillation in a large area at each energy [9].

In order to further understand the influence of the Coulomb interaction on the electronic states in the CuO_2 plane, we study the Fourier component of the LDOS, i.e. $\rho_q(\omega) = \frac{1}{N} \sum_r e^{iq \cdot r} \rho(r; \omega)$. In Fig. 2, we present $\rho_q(\omega)$ along $(\pi, 0)$ direction at different energy. Obviously, $\rho_q(\omega)$ has a peak at the modulation wave vector q_A , which changes with ω , U and V . With increasing U and V (fixed) or ω (U and V fixed), the peak moves to the origin and $|q_A|$ becomes shorter. If U or V has an enough large value, the peak will disappear at high energy below the superconducting gap. This seems to be consistent with the STM experiments [1,2]. In contrast, the peak at q_A produced by the pure quasiparticle interference never disappears when energy approaches the

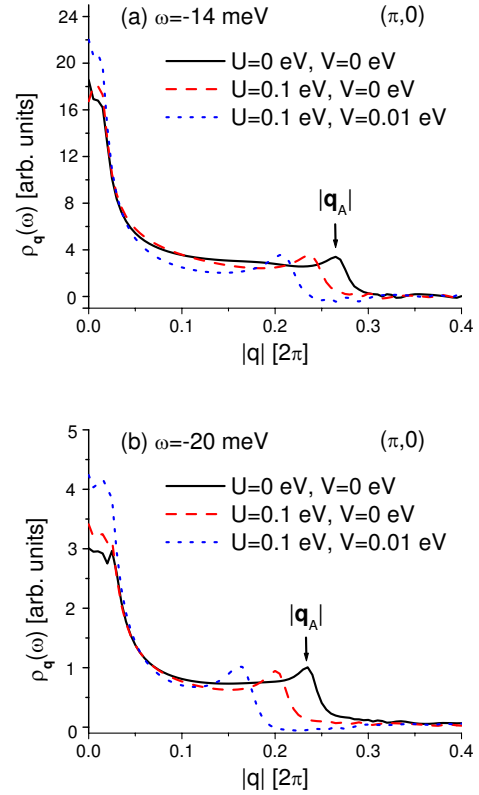


FIG. 2: (Color online) The Fourier component $\rho_q(\omega)$ of the LDOS along the antinodal direction at different energy and Coulomb interaction.

superconducting gap.

Figure 3 shows $\rho_q(\omega)$ along $(\pi, 0)$ direction at different energy. We can see that when $U < 0.1$ eV and $V = 0$ eV, the peak at the modulation wave vector q_B does not move with U at each energy. However, q_B becomes longer if $U > 0.1$ eV or a small V is presented. Therefore, when U and V are fixed, the peaks at q_A and q_B have an opposite shift with increasing energy. In other words, q_A becomes shorter while q_B becomes longer. The relation between q_A (q_B) and ω has been observed by the STM experiments [1,2]. Note that both q_A and q_B are very sensitive to the presence of V while a small U term has a large impact on q_A .

In summary, we have investigated in detail the effect of the Coulomb interaction on sites and between the nearest neighbor sites on the electronic states in disordered cuprate superconductors. It is shown that the Coulomb interaction plays an important role in forming the checkerboard patterns of the LDOS modulations induced by the impurity. Our model (1) produces the essential features of the energy-dependent LDOS modulations as observed in the STM experiments [1,2,3]. In fact, cuprate superconductors contain a lot of random oxygen-dopant impurities. However, all the impurities correlate

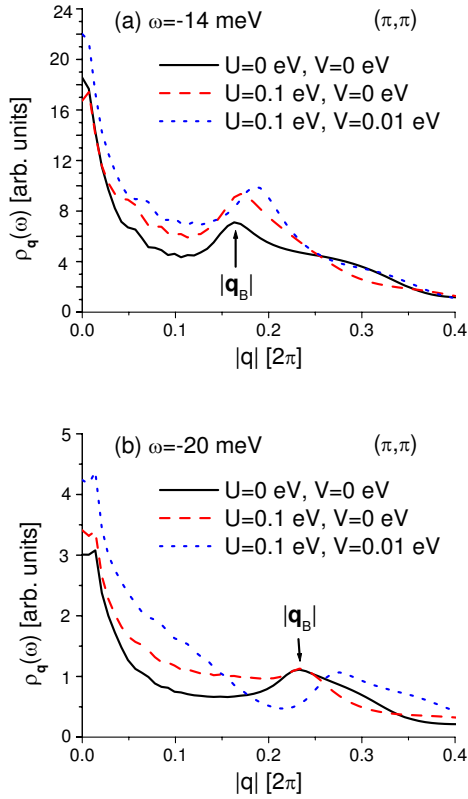


FIG. 3: (Color online) The Fourier component $\rho_q(\omega)$ of the LDOS along the nodal direction at different energy and Coulomb interaction.

each other through the Coulomb interaction. We conclude that it is nothing but this kind of correlation that leads to the energy-dependent checkerboard patterns of the LDOS modulations in cuprate superconductors.

The author would like to thank Professor C. S. Ting and Professor S. H. Pan for useful discussions. This work was supported by the Texas Center for Superconductivity at the University of Houston and by the Robert A. Welch Foundation under grant no E-1146.

- (2002).
- [2] K. M. cElroy, R. W. Simmonds, J. E. Hoffman, D.-H. Lee, J. Orenstein, H. Eisaki, S. Uchida, and J. C. Davis, *Nature* 422, 592 (2003).
 - [3] K. M. cElroy, Jinho Lee, J. A. Slezak, D.-H. Lee, H. Eisaki, S. Uchida, and J. C. Davis, *Science* 309, 1048 (2005).
 - [4] Qiang-Hua Wang and Dung-Hai Lee, *Phys. Rev. B* 67, 020511(R) (2003).
 - [5] Degang Zhang and C. S. Ting, *Phys. Rev. B* 67, 100506(R) (2003).
 - [6] J. H. Han, *Phys. Rev. B* 67, 094506 (2003).
 - [7] A. Polkovnikov, S. Sachdev, and M. Voja, *Physica C* 388, 19 (2003).
 - [8] L. Zhu, W. A. Atkinson, and P. J. Hirschfeld, *Phys. Rev. B* 69, 060503(R) (2004).
 - [9] Degang Zhang and C. S. Ting, *Phys. Rev. B* 69, 012501 (2004).
 - [10] Ming Cheng and Wu-Pei Su, *Phys. Rev. B* 72, 094512 (2005).
 - [11] Jian-Xin Zhu, A. V. Balatsky, T. P. Devereaux, Qiniao Si, J. Lee, K. M. cElroy, J. C. Davis, *Phys. Rev. B* 73, 014511 (2006).
 - [12] Tamara S. Nunner, Wei Chen, Brian M. Andersen, Ashot Melikyan, and P. J. Hirschfeld, *Phys. Rev. B* 73, 104511 (2006).
 - [13] A. V. Balatsky, I. Vekhter, and Jian-Xin Zhu, *Rev. Mod. Phys.* 78, 373 (2006).
 - [14] M. R. Norman, M. Randeria, H. Ding, and J. C. Camarero, *Phys. Rev. B* 52, 615 (1994).
 - [15] D. Senechal, P.-L. Lavertu, M.-A. M. Arois, and A.-M. S. Tremblay, *Phys. Rev. Lett.* 94, 156404 (2005).
 - [16] C. Howard, H. Eisaki, N. Kaneko, M. G. Reven, and A. Kapitulnik, *Phys. Rev. B* 67, 014533 (2003).
 - [17] D. Podolsky, E. Demler, K. Damle, and B. I. Halperin, *Phys. Rev. B* 67, 094514 (2003).
 - [18] M. Voja, *Phys. Rev. B* 66, 104505 (2002).
 - [19] Degang Zhang, *Phys. Rev. B* 66, 214515 (2002).
 - [20] M. Ichioka and K. Machida, *J. Phys. Soc. Jpn.* 71, 1836 (2002).
 - [21] S. Sachdev, *Rev. Mod. Phys.* 75, 913 (2003).
 - [22] S. A. Kivelson, E. Fradkin, V. Oganesyan, I. P. Bindloss, J. M. Tranquada, A. Kapitulnik, and C. Howard, *Rev. Mod. Phys.* 75, 1201 (2003).
 - [23] G. D. Mahan, *Many-Particle Physics*, (Kluwer Academic/Plenum Publishers, New York, 2000).

[1] J. E. Hoffman, K. M. cElroy, D.-H. Lee, K. M. Lang, H. Eisaki, S. Uchida, and J. C. Davis, *Science* 297, 1148