

Correlation between oxygen isotope effects on the transition temperature and the magnetic penetration depth in high-temperature superconductors close to optimal doping

R. Khasanov,^{1,2} A. Shengelaya,³ K. Conder,⁴ E. Morenzoni,² I. M. Savic,⁵ J. Karpinski,⁶ and H. Keller¹

¹Physik-Institut der Universität Zürich, Winterthurerstrasse 190, CH-8057, Zürich, Switzerland

²Laboratory for Muon Spin Spectroscopy, Paul Scherrer Institut, CH-5232 Villigen PSI, Switzerland

³Physics Institute of Tbilisi State University, Chavchadze 3, GE-0128, Tbilisi, Georgia

⁴Laboratory for Developments and Methods, Paul Scherrer Institut, CH-5232 Villigen PSI, Switzerland

⁵Faculty of Physics, University of Belgrade, 11001 Belgrade, Serbia and Montenegro

⁶Solid State Physics Laboratory, ETH 8093 Zürich, Switzerland

The oxygen-isotope ($^{16}\text{O}/^{18}\text{O}$) effect (ΔT_c) on the in-plane magnetic penetration depth $\lambda_{ab}(0)$ in optimally-doped $\text{YBa}_2\text{Cu}_3\text{O}_{7-x}$ and $\text{La}_{1.85}\text{Sr}_{0.15}\text{CuO}_4$, and in slightly underdoped $\text{YBa}_2\text{Cu}_4\text{O}_{8-x}$ and $\text{Y}_{0.8}\text{Pr}_{0.2}\text{Ba}_2\text{Cu}_3\text{O}_7$ was studied by means of muon-spin rotation. A substantial ΔT_c on $\lambda_{ab}(0)$ with an OIE exponent $\alpha = d \ln \lambda_{ab}(0) / d \ln M_O = 0.2$ (M_O is the mass of the oxygen isotope), and a small ΔT_c on the transition temperature T_c with an OIE exponent $\alpha = d \ln T_c / d \ln M_O = 0.02$ to 0.1 were observed. The observation of a substantial isotope effect on $\lambda_{ab}(0)$, even in cuprates where the ΔT_c is small, indicates that lattice effects play an important role in cuprate HTS.

PACS numbers: 76.75.+i, 74.72.-h, 82.20.Tr, 74.25.Kc

I. INTRODUCTION

The observation of unusual isotope effects in cuprate high-temperature superconductors (HTS) on the transition temperature T_c ^{1,2,3,4} and on the zero temperature in-plane magnetic penetration depth $\lambda_{ab}(0)$ ^{5,6,7,8,9,10,11,12,13,14,15} poses a challenge to the understanding of high temperature superconductivity. To date, most isotope effect studies on T_c and $\lambda_{ab}(0)$ in HTS were performed by substituting oxygen ^{16}O with ^{18}O . It was observed that the oxygen isotope ($^{16}\text{O}/^{18}\text{O}$) effect (ΔT_c) on both T_c and $\lambda_{ab}(0)$ have a tendency to increase with decreasing doping.^{5,6,7,8,9,10,11,12,13,14,15} Later on it was shown that for different families of HTS cuprates there is an universal correlation between the isotope shifts of these two quantities.^{9,12,13,14,15} Namely, in the underdoped region $T_c = T_c$ and $\lambda_{ab}(0) = \lambda_{ab}(0)$ scale linearly with respect to each other with $j T_c = T_c j'$ $j \lambda_{ab}(0) = \lambda_{ab}(0) j$. However, close to optimal doping the situation is not so clear. Khasanov and coauthors [11,12] observed that in optimally doped $\text{YBa}_2\text{Cu}_3\text{O}_7$ the small ΔT_c on T_c is associated with a rather big isotope shift of λ_{ab} that is even compatible with the ΔT_c on λ_{ab} in underdoped cuprates. In contrast, Tallon et al. [15] showed that in slightly overdoped $\text{La}_{2-x}\text{Sr}_x\text{Cu}_{1-y}\text{Zn}_y\text{O}_4$ the ΔT_c on $\lambda_{ab}(0)$ is zero while the ΔT_c on T_c remains still substantial.

In this paper we concentrate on studies of the OIE on T_c and $\lambda_{ab}(0)$ in optimally doped $\text{La}_{1.85}\text{Sr}_{0.15}\text{CuO}_4$ and YBa_2CuO_7 , as well as in slightly underdoped $\text{YBa}_2\text{Cu}_4\text{O}_8$ and $\text{Y}_{0.8}\text{Pr}_{0.2}\text{Ba}_2\text{CuO}_7$. All the samples show a rather small ΔT_c on T_c associated with a relatively large ΔT_c on $\lambda_{ab}(0)$. The oxygen isotope exponents on T_c [$\alpha = d \ln T_c / d \ln M_O$, M_O is the mass of the oxygen isotope] and the in-plane magnetic penetration depth $\lambda_{ab}(0)$ [$\alpha = d \ln \lambda_{ab}(0) / d \ln M_O$] were found to be $\alpha = 0.024(8)$ and $\alpha = 0.21(4)$ for YBa_2CuO_7 , $\alpha = 0.10(1)$ and $\alpha = 0.19(6)$

for $\text{Y}_{0.8}\text{Pr}_{0.2}\text{Ba}_2\text{CuO}_7$, $\alpha = 0.048(8)$ and $\alpha = 0.18(6)$ for $\text{YBa}_2\text{Cu}_4\text{O}_8$, and $\alpha = 0.08(1)$ and $\alpha = 0.18(5)$ for $\text{La}_{1.85}\text{Sr}_{0.15}\text{CuO}_4$. The fact that a substantial ΔT_c on $\lambda_{ab}(0)$ is observed even in cuprates having a relatively small ΔT_c on T_c suggests that lattice effects have to be considered in any realistic model of high-temperature superconductivity.

II. EXPERIMENTAL DETAILS

Powder samples of $\text{Y}_{1-x}\text{Pr}_x\text{Ba}_2\text{Cu}_3\text{O}_{7-x}$, $\text{YBa}_2\text{Cu}_4\text{O}_8$ and $\text{La}_{1.85}\text{Sr}_{0.15}\text{CuO}_4$ were synthesized by solid state reactions.^{16,17} Oxygen isotope exchange was performed during heating the samples in $^{18}\text{O}_2$ gas. In order to ensure that the ^{16}O and ^{18}O substituted samples are the subject of the same thermal history, the annealing of the two samples is performed simultaneously in $^{16}\text{O}_2$ and $^{18}\text{O}_2$ (95% enriched) gas, respectively. The ^{18}O content of the samples, as determined from a change of the sample weight after the isotope exchange, were found to be 90% for $\text{YBa}_2\text{Cu}_3\text{O}_7$, 82% for $\text{Y}_{0.8}\text{Pr}_{0.2}\text{Ba}_2\text{Cu}_3\text{O}_7$ and $\text{YBa}_2\text{Cu}_4\text{O}_8$, and 85% for $\text{La}_{1.85}\text{Sr}_{0.15}\text{CuO}_4$. The total oxygen content for the $\text{YBa}_2\text{Cu}_3\text{O}_7$ and $\text{La}_{1.85}\text{Sr}_{0.15}\text{CuO}_4$ samples was determined by means of high-accurate volumetric analysis.¹⁶ The oxygen contents are: 6.951(2)/6.953(2) and 3.9981(3)/3.9976(3) for the $^{16}\text{O}/^{18}\text{O}$ substituted $\text{YBa}_2\text{Cu}_3\text{O}_7$ and $\text{La}_{1.85}\text{Sr}_{0.15}\text{CuO}_4$ samples, respectively.

In order to determine the OIE on T_c , field-cooled magnetization (M_{FC}) measurements were performed with a SQUID magnetometer in a field of 1 mT at temperatures between 1.75 K and 100 K. For the investigation of the OIE on $\lambda_{ab}(0)$, transverse-field SR experiments were performed at the Paul Scherrer Institute (PSI), Switzerland, using the M3 SR facility. The samples were field-cooled from far above T_c in a field of 0.2 T. In a powder sample the magnetic penetration depth

can be extracted from the muon-spin depolarization rate $(T) / 1 = {}^2(T)$, which probes the second moment $h B {}^2 i^{1=2}$ of the probability distribution of the local magnetic field function $p(B)$ in the mixed state.¹⁸ For highly anisotropic layered superconductors (like cuprate superconductors) is mainly determined by the in-plane penetration depth ${}^{18}_{ab}(T) / 1 = {}^2_{ab}(T)$. The depolarization rate was extracted from the SR time spectra using a Gaussian relaxation function $R(t) = \exp[-{}^2 t^2/2]$. The superconducting contribution ${}_{sc}$ was obtained by subtracting the dipolar contribution ${}_{nm}$ measured above T_c as ${}^2_{sc} = {}^2 - {}^2_{nm}$.

III. RESULTS AND DISCUSSION

Figure 1 shows the temperature dependences of the field-cooled magnetization for the ${}^{16}\text{O}/{}^{18}\text{O}$ substituted samples investigated in this work. It is seen that the magnetization curves for the ${}^{18}\text{O}$ substituted samples are shifted almost parallel to lower temperatures, implying that the T_c 's of the ${}^{18}\text{O}$ samples are lower than those of the ${}^{16}\text{O}$ samples. The results of the OIE on T_c are sum-

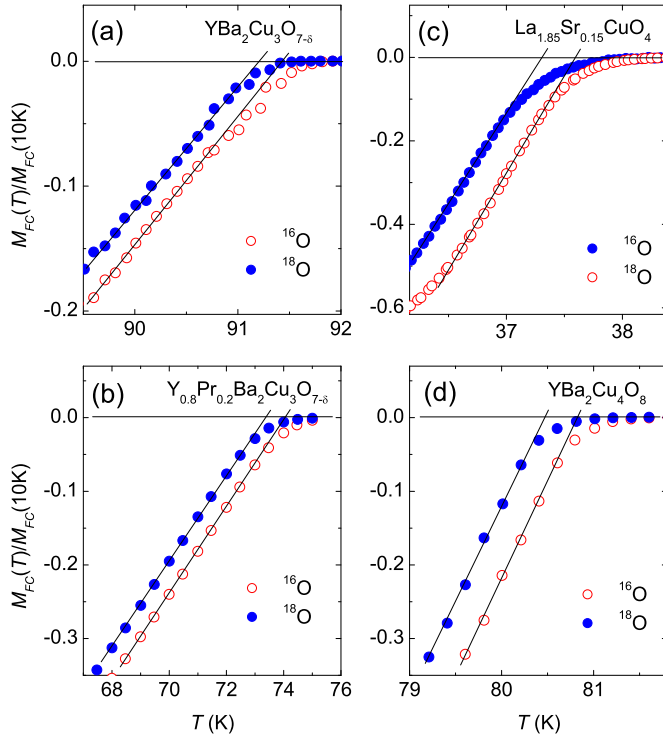


FIG. 1: (Color online) Section near T_c of the low-field (1mT, field-cooled) magnetization curves (normalized to the value at 10K) for ${}^{16}\text{O}/{}^{18}\text{O}$ substituted $\text{YBa}_2\text{Cu}_3\text{O}_{7-x}$ (a), $\text{Y}_{0.8}\text{Pr}_{0.2}\text{Ba}_2\text{Cu}_3\text{O}_{7-x}$ (b), $\text{La}_{1.85}\text{Sr}_{0.15}\text{CuO}_4$ (c), and $\text{YBa}_2\text{Cu}_4\text{O}_8$ (d).

marized in Table I. The transition temperature T_c was determined as the temperature where the linearly extrapolated transition slope intersects the zero line. The OIE exponent α_0 is defined by $\alpha_0 = d \ln T_c / d \ln M_0$. Taking into account an uncomplete oxygen isotope exchange

TABLE I: Summary of the OIE results on T_c for $\text{Y}_{1-x}\text{Pr}_x\text{Ba}_2\text{Cu}_3\text{O}_7$ ($x = 0.0, 0.2$), $\text{YBa}_2\text{Cu}_4\text{O}_8$, and $\text{La}_{1.85}\text{Sr}_{0.15}\text{CuO}_4$. The values of $T_c = T_c$ and α_0 are corrected for the uncomplete ${}^{18}\text{O}$ exchange (see text for an explanation).

Sample	${}^{16}\text{O}$	${}^{18}\text{O}$		
	T_c [K]	T_c [K]	$T_c = T_c$ [K]	α_0
$\text{YBa}_2\text{Cu}_3\text{O}_7$	91.45(5)	91.20(5)	-0.3(1)	0.024(8)
$\text{Y}_{0.8}\text{Pr}_{0.2}\text{Ba}_2\text{Cu}_3\text{O}_7$	74.0(1)	73.2(1)	-1.3(3)	0.104(12)
$\text{YBa}_2\text{Cu}_4\text{O}_8$	80.86(5)	80.46(5)	-0.6(1)	0.048(8)
$\text{La}_{1.85}\text{Sr}_{0.15}\text{CuO}_4$	37.63(2)	37.31(2)	-1.0(1)	0.08(1)

TABLE II: Summary of the OIE results on ${}^{18}_{ab}(0)$ for $\text{Y}_{1-x}\text{Pr}_x\text{Ba}_2\text{Cu}_3\text{O}_7$ ($x = 0.0, 0.2$), $\text{YBa}_2\text{Cu}_4\text{O}_8$, and $\text{La}_{1.85}\text{Sr}_{0.15}\text{CuO}_4$. The values of ${}^{18}_{ab}(0) = {}^{18}_{ab}(0)$ and α_0 are corrected for the uncomplete ${}^{18}\text{O}$ exchange (see text for an explanation).

Sample	${}^{16}\text{O}$	${}^{18}\text{O}$		
	(0) [s ⁻¹]	(0) [s ⁻¹]	$\frac{{}^{18}_{ab}(0)}{{}^{16}_{ab}(0)}$ [%]	α_0
$\text{YBa}_2\text{Cu}_3\text{O}_7$	4.15(4)	3.96(4)	2.6(5)	-0.21(4)
$\text{Y}_{0.8}\text{Pr}_{0.2}\text{Ba}_2\text{Cu}_3\text{O}_7$	2.08(1)	2.00(1)	2.4(7)	-0.19(6)
$\text{YBa}_2\text{Cu}_4\text{O}_8$	3.07(3)	2.96(3)	2.2(7)	-0.18(6)
$\text{La}_{1.85}\text{Sr}_{0.15}\text{CuO}_4$	1.34(1)	1.29(1)	2.2(6)	-0.18(5)

(90% for $\text{YBa}_2\text{Cu}_3\text{O}_7$, 82% for $\text{Y}_{0.8}\text{Pr}_{0.2}\text{Ba}_2\text{Cu}_3\text{O}_7$ and $\text{YBa}_2\text{Cu}_4\text{O}_8$, and 85% for $\text{La}_{1.85}\text{Sr}_{0.15}\text{CuO}_4$), we found $\alpha_0 = 0.024(8)$, $0.10(1)$, $0.048(8)$, $0.08(1)$ for $\text{YBa}_2\text{Cu}_3\text{O}_7$, $\text{Y}_{0.8}\text{Pr}_{0.2}\text{Ba}_2\text{Cu}_3\text{O}_7$, $\text{YBa}_2\text{Cu}_4\text{O}_8$, and $\text{La}_{1.85}\text{Sr}_{0.15}\text{CuO}_4$, respectively. Note that, these values are in fair agreement with the previously published results.^{2,3,4,5,6,7,8,9,10,11,12,13,14,15}

Figure 2 shows the temperature dependences of the superconducting part of the SR depolarization rate ${}_{sc} / {}^2_{ab}$ of the samples studied. It is seen that the data points for the ${}^{16}\text{O}$ substituted samples are systematically higher than those for the ${}^{18}\text{O}$ ones, implying that an oxygen isotope shift on ${}_{sc}$ is present. As in Ref. [18], the data in Fig. 2 were fitted to the power law ${}_{sc}(T) = {}_{sc}(0) = 1 - (T/T_c)^n$ with ${}_{sc}(0)$ and n as free parameters, and T_c taken from the magnetization measurements (see Table I). The values of ${}_{sc}(0)$ obtained from the fits are listed in Table II and are in agreement with previous results.^{18,19,20} The exponents n were found to be the same within error for each set of ${}^{16}\text{O}/{}^{18}\text{O}$ samples, implying that ${}_{sc}$ has nearly the same temperature dependence for the two isotopes (see Fig. 2). The values of the relative shift of ${}^{18}_{ab}(0)$ and the oxygen isotope exponent α_0 obtained from the measured values of ${}_{sc}(0)$ and corrected for the uncomplete ${}^{18}\text{O}$ exchange are summarized in Table II.

Note that, the observed OIE's on T_c and ${}^{18}_{ab}(0)$ are not caused by a possible difference in the carrier concentrations of the ${}^{16}\text{O}$ and ${}^{18}\text{O}$ samples. This is be-

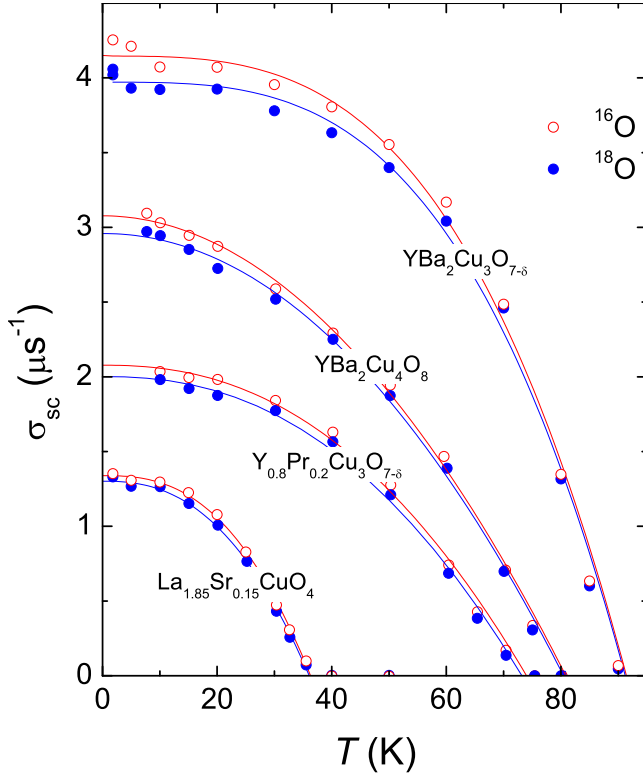


FIG. 2: (Color online) Temperature dependences of depolarization rate σ_{sc} for $^{16}\text{O}/^{18}\text{O}$ substituted (from the top to the bottom) $\text{YBa}_2\text{Cu}_3\text{O}_{7-\delta}$, $\text{YBa}_2\text{Cu}_4\text{O}_8$, $\text{Y}_{0.8}\text{Pr}_{0.2}\text{Cu}_3\text{O}_{7-\delta}$, and $\text{La}_{1.85}\text{Sr}_{0.15}\text{CuO}_4$ samples (200 mT, field-cooled). The solid lines correspond to fits to the power law $\sigma_{sc}(T) = \sigma_{sc}(0) = 1 - (T/T_c)^n$. The error bars are smaller than the size of the points.

cause the oxygen contents in the $^{16}\text{O}/^{18}\text{O}$ substituted $\text{YBa}_2\text{Cu}_3\text{O}_{7-\delta}$ and $\text{La}_{1.85}\text{Sr}_{0.15}\text{CuO}_4$ are the same within error (see Sec. II) and $\text{YBa}_2\text{Cu}_4\text{O}_8$ is a stoichiometric compound with a fixed oxygen content.^{17,21} Additional arguments are given in Refs. [5,6,7,8,9,10,11,12,13,14].

In order to demonstrate that the change of the oxygen content within the precision of our volumetric analysis cannot account for the observed OIE on T_c and $\sigma_{ab}(0)$ we used the following procedure. Tallon et al. [22] observed that in a wide range of doping ($0.05 \leq p \leq 0.19$) the following empirical relation holds: $T_c \propto \sigma_{ab}^2(0) / p^{0.05}$ (p is the number of holes per planar Cu). This implies that

$$\frac{p}{p^{0.05}} = \frac{T_c}{T_c} \propto \frac{\sigma_{ab}^2(0)}{\sigma_{ab}^2(0)} : \quad (1)$$

Taking into account that oxygen is divalent and that the unit cell of $\text{YBa}_2\text{Cu}_3\text{O}_{7-\delta}$ contains two plane and one chain Cu atoms, the change in the hole concentration p caused by the change of the oxygen content can be estimated as $p = 2\delta$ for $\text{La}_{2-x}\text{Sr}_x\text{CuO}_{4-\delta}$ and $p = 2\delta + 3$ for $\text{YBa}_2\text{Cu}_3\text{O}_{7-\delta}$. For the above mentioned errors in the determination of the oxygen content (± 0.002 for $\text{YBa}_2\text{Cu}_3\text{O}_{7-\delta}$ and ± 0.0003 for $\text{La}_{1.85}\text{Sr}_{0.15}\text{CuO}_4$, see Sec. II) and with $p' = 0.15$ for the optimally doped samples, one gets $|T_c - T_c'| / T_c = |\sigma_{ab}(0) - \sigma_{ab}'(0)| / \sigma_{ab}(0) < 1.3\%$

and $< 0.6\%$ for $\text{YBa}_2\text{Cu}_3\text{O}_{7-\delta}$ and $\text{La}_{1.85}\text{Sr}_{0.15}\text{CuO}_4$, respectively. These values are more than two times smaller than one would obtain by substituting $T_c = T_c'$ and $\sigma_{ab}(0) = \sigma_{ab}'(0)$ in Eq. (1) by the values listed in Tables I and II.

In Fig. 3 the transition temperature T_c is plotted versus the SR depolarization rate $\sigma_{sc}(0) / \sigma_{ab}^2(0)$ for the samples studied. Recent OIE results for $\text{Y}_{1-x}\text{Pr}_x\text{Ba}_2\text{Cu}_3\text{O}_{7-\delta}$ ^{9,10,11} and $\text{La}_{2-x}\text{Sr}_x\text{CuO}_4$ ^{6,8} are also included in the graph. Since the absolute values of $\sigma_{ab}(0)$ for the $\text{La}_{2-x}\text{Sr}_x\text{CuO}_4$ samples studied in Refs. [6] and [8] are not known, the values of $\sigma_{sc}(0)$ for the ^{16}O substituted samples were estimated from the comparison with previous data.^{23,24} According to

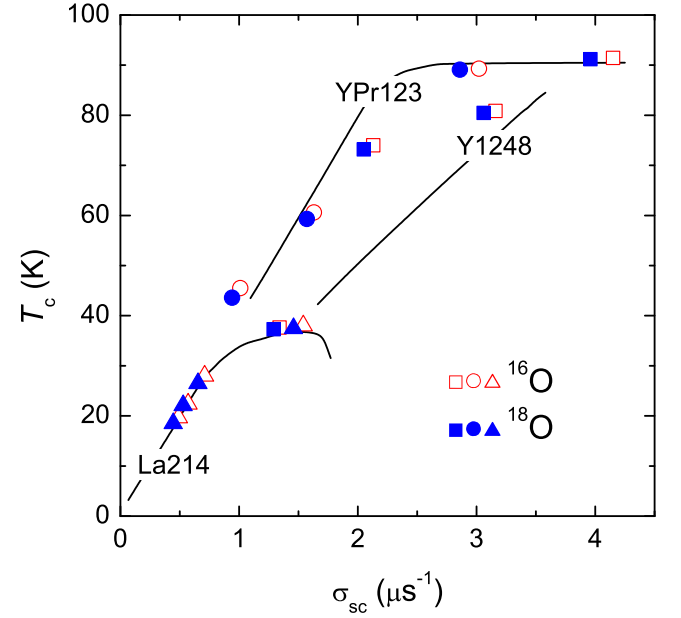


FIG. 3: (Color online) Plot of T_c versus $\sigma_{sc}(0)$ for ^{16}O (open symbols) and ^{18}O (closed symbols) substituted $\text{Y}_{1-x}\text{Pr}_x\text{Ba}_2\text{Cu}_3\text{O}_{7-\delta}$, $\text{YBa}_2\text{Cu}_4\text{O}_8$ and $\text{La}_{2-x}\text{Sr}_x\text{CuO}_4$. Squares are the SR data obtained in the present study. Circles are bulk SR data for $\text{Y}_{1-x}\text{Pr}_x\text{Ba}_2\text{Cu}_3\text{O}_{7-\delta}$ ^{9,10} and LE SR data for optimally doped $\text{YBa}_2\text{Cu}_3\text{O}_{7-\delta}$ ¹¹. Triangles are torque magnetization and Meissner fraction data for $\text{La}_{2-x}\text{Sr}_x\text{CuO}_4$ ^{6,8}. The solid lines correspond to the "universal" T_c vs. $\sigma_{sc}(0)$ relations for YPr123, La214 and Y124 families of HTS.^{23,24,26,27}

Refs. [23] and [24] in the underdoped regime T_c is proportional to $\sigma_{sc}(0) / \sigma_{ab}^2(0)$ with a universal slope for most HTS families and saturates close to optimal doping to a value characteristic for each HTS family (Uemura relation). Furthermore, recent experiments on an ultrathin $\text{La}_{2-x}\text{Sr}_x\text{CuO}_4$ film clearly show that the Uemura relation $T_c / n_s = \text{const}$ holds when the superfluid density is modulated by an electric field.²⁵ Superconductors that belong to the Y124 family (including $\text{YBa}_2\text{Cu}_4\text{O}_8$) contain CuO chains free of disorder and thus exhibit enhanced values of $\sigma_{ab}^2(0)$ compared to the "Uemura line".^{26,27} The "universal" T_c vs. $\sigma_{sc}(0)$ curves for the HTS families $\text{Y}_{1-x}\text{Pr}_x\text{Ba}_2\text{Cu}_3\text{O}_{7-\delta}$ (YPr123),

$\text{La}_{2-x}\text{Sr}_x\text{CuO}_4$ (La214), and $\text{YBa}_2\text{Cu}_4\text{O}_8$ (Y124) are shown in Fig. 3. Figure 3 suggests that relation between isotope shifts of T_c and $\lambda_{ab}(0)$ can be explained qualitatively by the empirical "Uemura line". Indeed T_c and $\lambda_{sc}(0)$ for the ^{18}O substituted samples are always smaller than those for the ^{16}O samples. It is also seen that for samples close to optimal doping a small OIE on T_c is associated with a rather large OIE on $\lambda_{ab}(0)$. In order to investigate these results in more detail, we plot in Fig. 4 the OIE shift of $\lambda_{ab}(0)$ [$\lambda_{ab}(0) = \lambda_{ab}(0)$] versus the OIE shift of T_c ($T_c = T_c$). It is remarkable that different experimental techniques (SQUID magnetization,⁶ magnetic torque,⁸ bulk SR,^{9,10} low-energy SR¹¹) and different types of samples (single crystals,⁸ powders,^{6,9,10} thin films¹¹) yield consistent results within experimental error. However, one can easily see that the "Uemura relation" can explain the observed correlation between $\lambda_{ab}(0) = \lambda_{ab}(0)$ and $T_c = T_c$ only qualitatively but not quantitatively. Following Uemura et al.^{23,24} for different families of underdoped cuprates, T_c scales linearly with the SR depolarization rate $\lambda_{sc}(0) / \lambda_{ab}(0)$, yielding $\lambda_{ab}(0) = \lambda_{ab}(0) \cdot 0.5 j T_c = T_c j$ (line "A" in Fig. 4). It is seen, however, that all the experimental points are systematically higher. At low doping level $\lambda_{ab}(0) = \lambda_{ab}(0) \cdot j T_c = T_c j$ (line "B" in Fig. 4), whereas close to the optimal doping $\lambda_{ab}(0) = \lambda_{ab}(0)$ is almost constant and considerably larger than $T_c = T_c$ ($\lambda_{ab}(0) = \lambda_{ab}(0) \cdot 10 j T_c = T_c j$).^{12,13,14}

According to the London theory λ_{ab}^2 is proportional to the so called "superfluid density" $\lambda_{ab}^2 / n_s = m_{ab}$ (n_s is the density of supercarriers and m_{ab} is the in-plane charge carrier mass). Concerning the relation between $\lambda_{ab}(0) = \lambda_{ab}(0)$ and $T_c = T_c$, one should distinguish two cases: (i) change of the carrier density n by doping (note that n is not necessarily equal to n_s as discussed in Ref. [25]), (ii) change of the oxygen mass by isotope substitution. In the recent electrostatic modulation experiments,²⁵ it was shown that the change of the carrier density within the same sample leads to T_c / n_s , and $\lambda_{ab}(0) = \lambda_{ab}(0) = 0.5 j T_c = T_c j$, in accordance with the Uemura relation in the underdoped regime.^{23,24} Note that in Ref. [25] carriers were implanted/removed to the sample by changing the electric field, so the crystal lattice is not affected. This implies that in this case change of both T_c and $\lambda_{ab}(0)$ are due to a change of the carrier concentration n_s , while the in-plane charge carrier mass m_{ab} stays constant.²⁸ The isotope substitution, in contrast, modifies the lattice, but leaves the doping (oxygen content) unchanged (see discussion above). In addition, it is found that $\lambda_{ab}(0) = \lambda_{ab}(0) = j T_c = T_c j$, so there is a factor of two difference in the slope of lines "A" and "B" in Fig. 4. This factor two can be explained by a simple model, assuming that T_c / n_s and $\lambda_{ab}^2(0) / n_s = m_{ab}$ (London model). This implies that in case (i) described above, $\lambda_{ab}(0) = \lambda_{ab}(0) = 0.5 j T_c = T_c j = 0.5 j n_s = n_s j$ (Uemura relation). However, in case (ii) the isotope substitution would lead to a change in n_s as well as in m_{ab} ($^{16}\text{m}_{ab} < ^{18}\text{m}_{ab}$) in order to account for the factor two.

Now we discuss the observed $\lambda_{ab}(0) = \lambda_{ab}(0)$ vs. $T_c = T_c$ dependence presented in Fig. 4 in more detail.

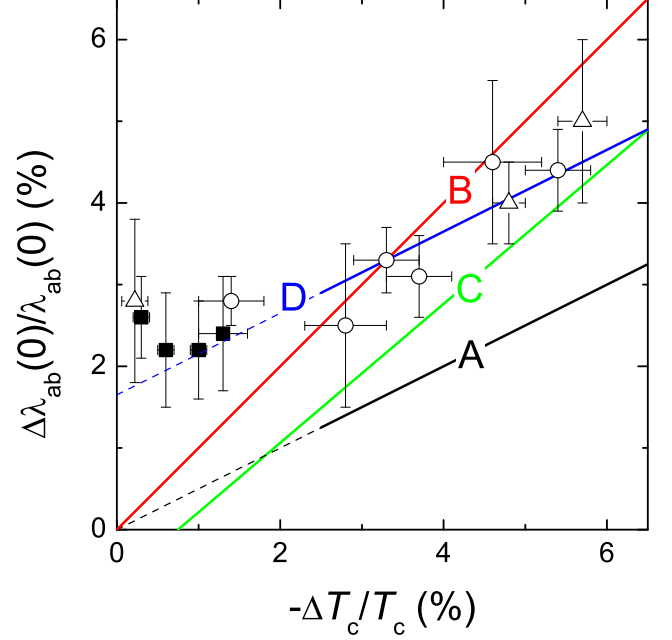


FIG. 4: (Color online) Plot of the OIE shift $\lambda_{ab}(0) = \lambda_{ab}(0)$ versus the OIE shift $T_c = T_c$ for $\text{Y}_{1-x}\text{Pr}_x\text{Ba}_2\text{Cu}_3\text{O}_7$, $\text{YBa}_2\text{Cu}_4\text{O}_8$ and $\text{La}_{2-x}\text{Sr}_x\text{CuO}_4$. Squares are the SR data obtained in the present study. Circles are bulk SR data for $\text{Y}_{1-x}\text{Pr}_x\text{Ba}_2\text{Cu}_3\text{O}_7$ ^{9,10} and LE SR data for optimally doped $\text{YBa}_2\text{Cu}_3\text{O}_7$.¹¹ Triangles are torque magnetization and Meissner fraction data for $\text{La}_{2-x}\text{Sr}_x\text{CuO}_4$.^{6,8} The lines correspond to the "differential Uemura" relation with $\lambda_{ab}(0) = \lambda_{ab}(0) = 0.5 j T_c = T_c j$ ("A"), $\lambda_{ab}(0) = \lambda_{ab}(0) = j T_c = T_c j$ ("B"), the "pseudogap" line from Ref. [15] ("C"), and the 2D-Q SI relation given by Eq. (2) ("D"). The dashed lines indicate that the "differential Uemura" (line "A") and 2D-Q SI (line "D") relations are strictly valid only in the underdoped regime (see text for details).

Tallon et al.¹⁵ showed that the relation between the oxygen isotope shifts of $\lambda_{ab}(0)$ and T_c may be understood in terms of a normal state pseudogap which competes with superconductivity. Both $\lambda_{ab}(0) = \lambda_{ab}(0)$ and $j T_c = T_c j$ were found to increase with increasing pseudogap energy E_g . At the critical doping (when the pseudogap is closed) $\lambda_{ab}(0) = \lambda_{ab}(0)$ is equal to zero, while $j T_c = T_c j \approx 0.8\%$ (line "C" in Fig. 4). This is, however, inconsistent with the experimental data presented in Fig. 4, especially close to optimal doping (see Fig. 4). Schneider and Keller^{29,30,31,32} showed that the relation between the isotope shifts of $\lambda_{ab}(0)$ and T_c arises naturally from the doping driven 3D-2D crossover and 2D quantum superconductor to insulator (2D-Q SI) transition in the highly underdoped limit. Close to the 2D-Q SI transition the following relation holds:^{31,32}

$$\lambda_{ab}(0) = \lambda_{ab}(0) = (d_s = d_s \quad T_c = T_c) = 2; \quad (2)$$

where $d_s = d_s$ is the oxygen isotope shift of the thickness of the superconducting sheets d_s of the sample. The best fit of the Eq. (2) to the experimental data gives $d_s = d_s = 3.3(4)\%$ (line "D" in Fig. 4). Note that Eq. (2)

is strictly valid only in the underdoped region. The t , however, describes the behavior at all doping levels reasonably well. Since the lattice parameters are not modified by oxygen substitution^{33,34} the observation of an isotope effect on d_s implies local lattice distortions involving oxygen that are coupled to the superfluid. It was shown that in anisotropic superconductors falling into the 2D-XY-QSI universality class at zero temperature, the isotope effects on the transition temperature, specific heat and the magnetic field penetration depth are related by a universal relation. This implies a dominant role of fluctuations so that pair formation and pair condensation do not occur simultaneously. From these Schneider and Keller conclude that the observed isotope effects do not provide direct information on the underlying pairing mechanism and must be attributed to the shift of the phase diagram upon isotope substitution caused by electron-lattice interaction.^{29,30,31,32} Busmann-Hölder et al.^{35,36,37} investigated the origin of the isotope effects on the superconducting transition temperature and the magnetic penetration depth within a polaronic model. For this purpose the well-known t -J Hamiltonian was extended to incorporate the hole-induced charge channel and the important effects from the lattice. This results in a two-component Hamiltonian, where interactions between the charge channel (local hole plus induced lattice distortion) and the spin channel (antiferromagnetic fluctuations modified by lattice distortions) are explicitly included.^{35,36,37} This polaronic model predicts for the OIE on T_c and $\lambda_{ab}(0)$ the relation $\lambda_{ab}(0) = \lambda_{ab}(0) = j T_c = T_c j$ (line D in the Fig. 4), in

agreement with experiments in the underdoped regime.

IV. CONCLUSION

In conclusion, the oxygen isotope $^{16}\text{O}/^{18}\text{O}$ effects on the in-plane magnetic penetration depth $\lambda_{ab}(0)$ and transition temperature T_c were studied in optimally doped $\text{YBa}_2\text{Cu}_3\text{O}_{7-x}$ and $\text{La}_{1.85}\text{Sr}_{0.15}\text{CuO}_4$, and in the slightly underdoped $\text{YBa}_2\text{Cu}_4\text{O}_{8-x}$ and $\text{Y}_{0.8}\text{Pr}_{0.2}\text{Ba}_2\text{Cu}_3\text{O}_{7-x}$ by means of muon-spin rotation and magnetization techniques. A small OIE on the transition temperature T_c was observed that is associated with a substantial OIE on the in-plane penetration depth $\lambda_{ab}(0)$, as shown in Fig. 4 and Tables I and II. This finding suggests that lattice effects are directly or indirectly involved in determining the superconducting state. It is worth to note that in colossal magnetoresistance (CMR) manganites similar peculiar OIE on various quantities (e.g. ferromagnetic transition temperature, charge-ordering temperature) were observed,³⁸ indicating that in both classes of perovskites, HTS and CMR manganites, lattice vibrations play an essential role.

This work was partly performed at the Swiss Muon Source (S³), Paul Scherrer Institute (PSI, Switzerland). The authors are grateful to D. Di Castro, D.G. Eshchenko, A. Amato and D. Herlach for assistance during the SR measurements. This work was supported by the Swiss National Science Foundation, in part by the NCCR program MaNEP, and by the K. Alex Müller Foundation.

- ¹ B. Batlogg, G. Kourouklis, W. Weber, R.J. Cava, A. Jayaraman, A.E. White, K.T. Short, L.W. Rupp, and E.A. Rietman, Phys. Rev. Lett. 59, 912 (1987).
- ² J.P. Franck, J. Jung, M.A.-K. Mochamed, S. Gyagax, and G.I. Sproule, Phys. Rev. B 44 5318 (1991).
- ³ J.P. Franck, in: Physical Properties of High Temperature Superconductors IV, edited by D.M. Ginsberg (World Scientific, Singapore, 1994), pp. 189-293.
- ⁴ D. Zech, H. Keller, K. Conder, E. Kaldis, E. Liarakapis, N. Poulakis, and K.A. Müller, Nature (London) 371, 681 (1994).
- ⁵ G.M. Zhao and D.E. Morris, Phys. Rev. B 51, 16487 (1995).
- ⁶ G.M. Zhao, M.B. Hunt, H. Keller, and K.A. Müller, Nature (London) 385, 236 (1997).
- ⁷ G.M. Zhao, K. Conder, H. Keller, and K.A. Müller, J. Phys.: Condens. Matter 10, 9055 (1998).
- ⁸ J. Hofer, K. Conder, T. Sasagawa, G.M. Zhao, M. Wilhelm, H. Keller, and K. Kishio, Phys. Rev. Lett. 84, 4192 (2000).
- ⁹ R. Khasanov, A. Shengelaya, K. Conder, E. Morenzoni, I.M. Savic, and H. Keller, J. Phys.: Condens. Matter 15, L17 (2003).
- ¹⁰ R. Khasanov, A. Shengelaya, E. Morenzoni, M. Angst, K. Conder, I.M. Savic, D. Lampakis, E. Liarakapis, A. Tatsi, and H. Keller, Phys. Rev. B 68, 220506(R) (2003).
- ¹¹ R. Khasanov, D.G. Eshchenko, H. Luethkens, E. Morenzoni, T. Prokscha, A. Suter, N. Garijanov, M. Mali, J. Roos, K. Conder, and H. Keller, Phys. Rev. Lett. 92, 057602 (2004).
- ¹² R. Khasanov, A. Shengelaya, E. Morenzoni, K. Conder, I.M. Savic and H. Keller, J. Phys.: Condens. Matter 16, S4439 (2004).
- ¹³ H. Keller, Physica B 326, 283 (2003).
- ¹⁴ H. Keller, in Superconductivity in Complex Systems, edited by K.A. Müller and A. Busmann-Hölder (Springer, Berlin 2005) p. 143.
- ¹⁵ J.L. Tallon, R.S. Islam, J. Storey, G.V.M. Williams, and J.R. Cooper, Phys. Rev. Lett. 94, 237002 (2005).
- ¹⁶ K. Conder, Mater. Sci. Eng. R 32, 41 (2001).
- ¹⁷ J. Karpinski, S. Rusiecki, E. Kaldis, B. Bucher, and E. Jilek, Physica C 160, 449 (1989).
- ¹⁸ P. Zimmermann, H. Keller, S.L. Lee, I.M. Savic, M. Warden, D. Zech, R. Cubitt, E.M. Forgan, E. Kaldis, J. Karpinski, and C. Kruiger, Phys. Rev. B 52, 541 (1995).
- ¹⁹ C.L. Seaman, J.J. Neumeier, M.B. Maple, L.P. Le, G.M. Luke, B.J. Stemlieb, Y.J. Uemura, J.H. Brewer, R. Kadono, R.F. Kiehl, S.R. Kretzmann, and T.M. Risseman, Phys. Rev. B 42 6801 (1990).
- ²⁰ G. Aepli, E.J. Ansaldo, J.H. Brewer, R.J. Cava, R.F. Kiehl, S.R. Kretzmann, G.M. Luke, and D.R. Noakes, Phys. Rev. B 35, 7129 (1987).
- ²¹ B. Bucher, J. Karpinski, E. Kaldis and P. Wachter, Physica C 157, 478 (1989).
- ²² J.L. Tallon, J.W. Loram, J.R. Cooper, C. Panagopoulos,

- and C. Bernhard, Phys. Rev. B 68, 180501(R) (2003).
- ²³ Y.J. Uemura, G.M. Luke, B.J. Sternlieb, J.H. Brewer, J.F. Carolan, W.N. Hardy, R. Kadono, J.R. Kempton, R.F. Kie, S.R. Kreitzman, P. Mulhern, T.M. Riesenman, D.L.L. Williams, B.X. Yang, S. Uchida, H. Takagi, J. Gopalakrishnan, A.W. Sleight, M.A. Subramanian, C.L. Chien, M.Z. Cieplak, Gang Xiao, V.Y. Lee, B.W. Statt, C.E. Stronach, W.J. Kossler, and X.H. Yu, Phys. Rev. Lett. 62, 2317 (1989).
 - ²⁴ Y.J. Uemura, L.P. Le, G.M. Luke, B.J. Sternlieb, W.D. Wu, J.H. Brewer, T.M. Riesenman, C.L. Seaman, M.B. Maple, M. Ishikawa, D.G. Hinks, J.D. Jorgensen, G. Saito, and H. Yamochi, Phys. Rev. Lett. 66, 2665 (1991).
 - ²⁵ A. Rufenacht, J.-P. Locquet, J. Fompeyrine, D. Caimi, and P. Martinoli, Phys. Rev. Lett. 96, 227002 (2006).
 - ²⁶ J.L. Tallon, C. Bernhard, U. Binninger, A. Hofer, G.V.M. Williams, E.J. Ansaldo, J.I. Budnick, and Ch. Niedermayer, Phys. Rev. Lett. 74, 1008 (1995).
 - ²⁷ C. Bernhard, Ch. Niedermayer, U. Binninger, A. Hofer, Ch. Wenger, J.L. Tallon, G.V.M. Williams, J.I. Budnick, J.I. Stronach, D.R. Noakes, and M.A. Blankson-Mills, Phys. Rev. B 52, 10488 (1995).
 - ²⁸ Ch. Niedermayer, C. Bernhard, U. Binninger, H. G. Luckler, J.L. Tallon, E.J. Ansaldo, and J.I. Budnick, Phys. Rev. Lett. 71, 1764 (1993).
 - ²⁹ T. Schneider and H. Keller, Phys. Rev. Lett. 86, 4899 (2001).
 - ³⁰ T. Schneider, Phys. Rev. B 67 134514 (2003).
 - ³¹ H. Keller and T. Schneider, cond-mat/0401505 (unpublished).
 - ³² T. Schneider and H. Keller, New Journal of Physics 4, 144 (2004).
 - ³³ K. Conder, D. Zech, Ch. K nger, E. K aldis, H. Keller, A.W. Hewat, and E. Jilek, in Phase Separation in Cuprate Superconductors, edited by E. Sigmund and K.A. Müller (Springer, Berlin 1994) p. 210.
 - ³⁴ F. Raa, T. Ohno, M. Mali, J. Roos, D. Brinkmann, K. Conder, and M. Erem in, Phys. Rev. Lett. 81, 5912 (1998).
 - ³⁵ A. Busmann-Holder and H. Keller, Eur. Phys. J. B 44, 487 (2005).
 - ³⁶ A. Busmann-Holder, H. Keller, and K.A. Müller, in Superconductivity in Complex Systems, edited by K.A. Müller and A. Busmann-Holder (Springer, Berlin 2005) p. 365.
 - ³⁷ A. Busmann-Holder, H. Keller, A.R. Bishop, A. Simon, R. Micnas, and K.A. Müller, Eur. Phys. Lett. 72, 423 (2005).
 - ³⁸ G.M. Zhao, H. Keller, R.L. Greene, and K.A. Müller, in Physics of manganites, edited by T.A. Kaplan and S.D. Mahanti (Kluwer Academic/Plenum Publishers, New York 1999) p.221.