

Ubiquitous V-shape density of states in mixed state of clean limit type II superconductors; STM experiment and theory

N. Nakai,^{1,*} P. Miranović,² M. Ichioka,¹ H. F. Hess,³ K. Uchiyama,⁴
H. Nishimori,⁴ S. Kaneko,⁴ N. Nishida,⁴ and K. Machida¹

¹ *Department of Physics, Okayama University, Okayama 700-8530, Japan*

² *Department of Physics, University of Montenegro, Podgorica 81000, Serbia and Montenegro*

³ *NuQuest Research LLC, La Jolla, CA 92037-5801, USA*

⁴ *Department of Physics, Tokyo Institute of Technology, Tokyo 152-8551, Japan*

(Dated: March 23, 2022)

It is demonstrated theoretically and experimentally that the low energy density of states $N(E)$ is described by a singular V-shape form $N(E) = N_0(H) + \alpha|E| + O(E^2)$ for all clean superconductors in a vortex state, irrespective of the underlying gap structure. The linear term $\alpha|E|$ which has been not recognized so far is obtained by exactly evaluating the vortex contribution. Based on microscopic Eilenberger theory $N(E)$ is evaluated for isotropic gap, line and point node gaps to yield a V-shape $N(E)$. STS-STM experiments on NbSe₂ and YNi₂B₂C give direct evidence for this. We provide arguments on significance of this finding and on relevance to other experiments.

PACS numbers: 74.25.Op, 74.25.Bt, 74.25.Jb

Much attention has been focused on exotic superconductors, ranging from high T_c cuprates, Ce and U based heavy Fermion materials, filled skutterdites such as PrOs₄Sb₁₂ to cobaltites Na_xCoO₂·yH₂O[1, 2]. The identification of the Cooper-pair symmetry consists of two parts; its parity and the gap structure. The former is responsible for the spin structure of a pair which is either singlet or triplet. This can be probed by directly measuring the spin susceptibility through NMR Knight shift experiment under an applied field. The latter gap structure is related to the orbital symmetry of a Cooper pair. This can be probed by thermodynamic measurements via a variety of experimental methods, such as temperature (T) dependence of specific heat $C(T)$, thermal conductivity $\kappa(T)$ or nuclear relaxation time $T_1(T)$ in NMR-NQR experiments.

The basic principle of this identification for the gap structure is based on the fact that the energy (E) dependence of the density of states (DOS) $N(E)$ near the Fermi level, which characterizes low-lying excitations of a given gap structure. This $N(E)$ gives rise to a specific power law temperature dependence[2]. For example, the line (point) node gap yields a $C(T)/T \sim T(T^2)$ behavior in specific heat, $\kappa(T) \sim T^2$ (T^3) for thermal conductivity and $T_1^{-1} \sim T^3$ (T^5) in nuclear relaxation time at lower T region. This comes from the fact that the density of states is described by a specific functional form; $N(E) \propto |E|$ for line node and $N(E) \propto E^2$ for point node, through which a simple power counting rule yields specific power law indices in various quantities. Therefore it is decisive to precisely understand the DOS form $N(E)$ in order to identify the gap structure. We have attained a lot of information of the pairing symmetry in various superconductors by this way[2].

We have been realizing, however, that there is no detailed study to investigate “the general rule” for describ-

ing $N(E)$ in the mixed state of type II superconductor for various gap structures[3]. Namely although the above thermodynamic measurements are often performed under an applied field, which is particularly true for T_1 in NMR, one needs to compute the precise functional form of $N(E)$ in the vortex state for various gap structures.

In the previous theoretical-work we studied only the full gap case and analyzed $C(T)$ at low T [4]. However, this behavior should be examined with including the contribution of the gap anisotropy. Usually, experimental data taken under a field are often analyzed by simply extending the zero field results discussed above to a finite field ($H > 0$), keeping the same power law of $N(E)$ with a finite residual DOS $N_0(H)$. Namely, it has been implicitly postulated that $N(E) = N_0(H) + \alpha|E|^\gamma$ with $\gamma = 0$ (U-shape) in the full gap, $\gamma = 1$ in the line node and $\gamma = 2$ in the point node cases. However, these forms of DOS spectrum should be exactly evaluated by microscopic calculation without ambiguous assumption. The functional form of the DOS is important when we discuss the physical quantities in the mixed state.

Here we calculate the density of states $N(E)$ averaged over a unit cell of a vortex lattice in type II superconductors with full gap, point and line node gap structures. Our microscopic computation takes into account exactly quasi-particle contributions due to vortices, which is not captured by Ginzburg-Landau and London theories. The results are of the general form $N(E) = N_0(H) + \alpha|E| + O(E^2)$ for all cases, i.e. $\gamma = 1$, showing that this singular V-shape DOS is universal independent of the underlying original gap structure.

We measured the DOS $N(E)$ for two superconductors; NbSe₂[5] and YNi₂B₂C[6] by performing scanning tunneling spectroscopy (STS) at low temperatures. We integrate the measured local DOS (LDOS) over a certain area around a vortex core. The former material is known

to possess an anisotropic gap without node while the latter is speculated to be a point-like nodal gap. Thus these materials provide an excellent testing ground to check the theoretical prediction. Indeed both give rise to a V-shape DOS in common. This study may be useful in understanding vortices recently produced in ultra-cold Fermionic superfluids in ^6Li atomic gases[7].

Theory: The quasiclassical theory is valid in the case of $k_F\xi \gg 1$, which is satisfied in almost all type II superconductors. k_F is Fermi-wave number and ξ is BCS coherence length which is our units of the length scale. We introduce the pair potential $\Delta(\mathbf{r})$, the vector potential $\mathbf{A}(\mathbf{r})$ and the quasiclassical Green's functions $g(i\omega_n, \mathbf{r}, \hat{\mathbf{k}})$, $f(i\omega_n, \mathbf{r}, \hat{\mathbf{k}})$ and $f^\dagger(i\omega_n, \mathbf{r}, \hat{\mathbf{k}})$, where \mathbf{r} is center of mass coordinate of the Cooper pair and the direction of the momentum $\hat{\mathbf{k}} = \mathbf{k}/|\mathbf{k}|$. The Eilenberger equation is given by

$$\left\{ \omega_n + \frac{i}{2} \mathbf{v}_F \cdot \left(\frac{\nabla}{i} + \frac{2\pi}{\phi_0} \mathbf{A}(\mathbf{r}) \right) \right\} f = \Delta(\mathbf{r}, \hat{\mathbf{k}})g,$$

$$\left\{ \omega_n - \frac{i}{2} \mathbf{v}_F \cdot \left(\frac{\nabla}{i} - \frac{2\pi}{\phi_0} \mathbf{A}(\mathbf{r}) \right) \right\} f^\dagger = \Delta^*(\mathbf{r}, \hat{\mathbf{k}})g, \quad (1)$$

where $g = [1 - f^\dagger f]^{1/2}$, $\text{Re } g > 0$, $\mathbf{v}_F = v_F \hat{\mathbf{k}}$ is Fermi velocity, and ϕ_0 is a flux quantum[8, 9]. The applied field \mathbf{H} is along \mathbf{z} -direction. With the symmetric gauge, the vector potential is written as $\mathbf{A}(\mathbf{r}) = \frac{1}{2} \mathbf{H} \times \mathbf{r} + \mathbf{a}(\mathbf{r})$, and an internal field $\mathbf{h}(\mathbf{r})$ is given by $\mathbf{h}(\mathbf{r}) = \nabla \times \mathbf{a}(\mathbf{r})$. By the numerical calculation Eq. (1) is self-consistently solved with the assumption $V_0(\hat{\mathbf{k}}, \hat{\mathbf{k}}') = V_0 \varphi(\hat{\mathbf{k}}) \varphi(\hat{\mathbf{k}}')$ and $\Delta(\mathbf{r}, \hat{\mathbf{k}}) = \Delta(\mathbf{r}) \varphi(\hat{\mathbf{k}})$, considering the self-consistent conditions for $\Delta(\mathbf{r})$ and $\mathbf{a}(\mathbf{r})$;

$$\Delta(\mathbf{r}) = N_0 2\pi T \sum_{\omega_n > 0}^{\omega_c} V_0 \langle \varphi(\hat{\mathbf{k}}) f(i\omega_n, \mathbf{r}, \hat{\mathbf{k}}) \rangle_{\hat{\mathbf{k}}}, \quad (2)$$

$$\mathbf{j}(\mathbf{r}) = \frac{\pi \phi_0}{\kappa^2 \Delta_0 \xi^3} 2\pi T \sum_{\omega_n > 0}^{\omega_c} i \langle \hat{\mathbf{k}} g(i\omega_n, \mathbf{r}, \hat{\mathbf{k}}) \rangle_{\hat{\mathbf{k}}}, \quad (3)$$

where $\mathbf{j}(\mathbf{r}) = \nabla \times \nabla \times \mathbf{a}(\mathbf{r})$, N_0 is density of states at the Fermi level in the normal state. $\langle \cdots \rangle_{\hat{\mathbf{k}}}$ means the average over the direction of $\hat{\mathbf{k}}$. The cut-off energy is set as $\omega_c = 20T_c$. Δ_0 is uniform gap at $T = 0$. We use the high κ for the Ginzburg-Landau parameter. The angle dependence of the pair potential $\varphi(\hat{\mathbf{k}})$ specifies various gap structures with isotropic, line node or point node gaps.

The LDOS at an energy E is given by

$$N(E, \mathbf{r}) = N_0 \langle \text{Re } g(i\omega_n \rightarrow E + i\eta, \mathbf{r}, \hat{\mathbf{k}}) \rangle_{\hat{\mathbf{k}}}, \quad (4)$$

where g is calculated by Eq. (1) with $i\omega_n \rightarrow E + i\eta$. We set $\eta = 0.01\Delta_0$. The total DOS $N(E)$ is the spatial average of the LDOS, i.e. $N(E) = \langle N(E, \mathbf{r}) \rangle_{\mathbf{r}}$. The self-consistent calculation is performed within the vortex lattice unit cell, which is divided into 81×81 mesh points.

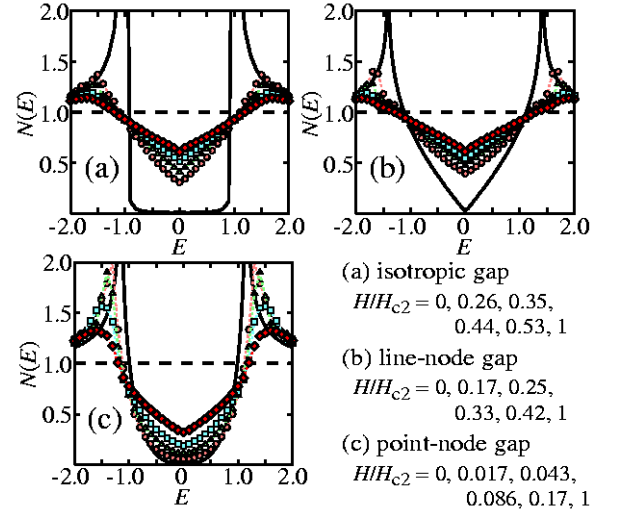


FIG. 1: (Color online) Averaged density of states $N(E)$ of (a) isotropic gap, (b) line-node gap and (c) point-node gap. H increases from bottom to top at $E = 0$.

We assume that vortices form a triangular lattice. The cylindrical Fermi-surface is chosen for the s -wave and the line-node case. And we use the spherical Fermi-surface for the point-node case.

We display the DOS $N(E)$ for the s -wave case with the isotropic gap in Fig. 1(a). It is seen from this that the DOS has a V-shape form with a singularity at $E = 0$, namely,

$$N(E) = N_0(H) + \alpha \frac{|E|}{\Delta_0} + O(E^2) \quad (5)$$

where $N_0(H)$ is the energy independent term, corresponding to the zero-energy DOS which is only a function of the field H . This yields the Sommerfeld T -linear coefficient $\gamma_0(H)$ in the specific heat as $\gamma_0(H) \equiv \lim_{T \rightarrow 0} C(T)/T = (2\pi^2/3)N_0(H)$. We confirm that the sharp V-shape DOS is easily smeared by thermal broadening effect. Impurities also affect smearing of the sharp edge of the V-shape DOS which becomes round by finite mean free path effect due to impurities. The linear slope $\alpha(H)$ in $N(E)$ is field dependent; For the s -wave in Fig. 1(a), $\alpha(H)$ is small at lower fields. As H increases $\alpha(H)$ takes a maximum around $H/H_{c2} \sim 0.3$ and then becomes smaller again towards H_{c2} , continuing to a flat DOS in the normal state. This non-monotonic behavior of the slope is the same also for the point node case, but is contrasted with that in the line node case, which are discussed below.

In Fig. 1(b) we exhibit the results for the line node case described by the pair function $\varphi(\theta, \phi) = \sqrt{2} \cos 2\theta$. At $H = 0$, $N(E) = \alpha|E|/\Delta_0$ without a constant term in the low energy range as expected. In the vortex state this expression is valid except that we must add a field dependent $E = 0$ value, that is, $N(E) = N_0(H) + \alpha|E|/\Delta_0$.

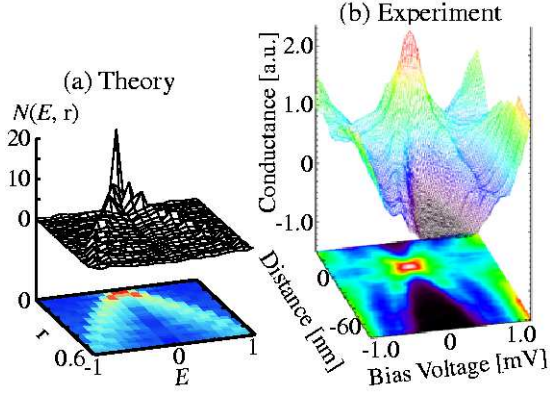


FIG. 2: (Color online) (a) Theoretical calculation of LDOS $N(E, r)$, showing very similar sub gap peak structures to (b). (b) The spectral evolution $N(E, r)$ in NbSe₂ at 0.025 T along 109 nm length that intersects a vortex as measured by STM-STs.

At first sight this result seems “apparent” because the original zero field DOS has a V-shape and it is simply shifted up-wards. However, this is not the case because the V-shape DOS is obtained even when the original gap structure is not a V-shape as already shown in the s -wave case. The field dependence of $\alpha(H)$ in the line node case is seen to be a monotonic decreasing function with H where the maximum slope occurs at $H = 0$. In Fig. 1(c) we show the V-shape DOS for the point-node case at $H > 0$. It is seen that at low fields the linear portion of $|E|$ is limited to low energies around $E = 0$. But as H increases a V-shape DOS feature manifests itself for wider energy ranges, so that the form in Eq. (5) is evident.

This ubiquitous V-shape DOS can be understood in terms of the LDOS. We show the so-called spectral evolution for the s -wave case in Fig. 2(a) where the spectral weight $N(E, r)$ in Eq. (4) is displayed in a plane of the distance r from the vortex core and the energy E/Δ_0 . The zero-energy peak at the core site is split into two peaks as moving away from the core, that is, the two “trajectories” are given by $r = \beta|E|$. This spectral evolution agrees with the STS observation on NbSe₂ shown in Fig. 2(b). The total DOS is obtained by integrating this spectral weight spatially for each energy, namely,

$$N(E) = N_0 + \int_0^\infty dr r \delta(r - \beta|E|) = N_0 + \beta^2|E|. \quad (6)$$

The first term comes from the zero-energy peak at $r = 0$. This argument is applicable for the d -wave case where instead of the circular symmetry for the s -wave case the four fold symmetry must be taken account, which amounts to modifying the coefficient β^2 , but the $|E|$ dependence remains unchanged. Thus it is understood that the V-shape DOS is universal, independent of the underlying original gap structure.

Experiment: NbSe₂ is a typical anisotropic s -wave su-

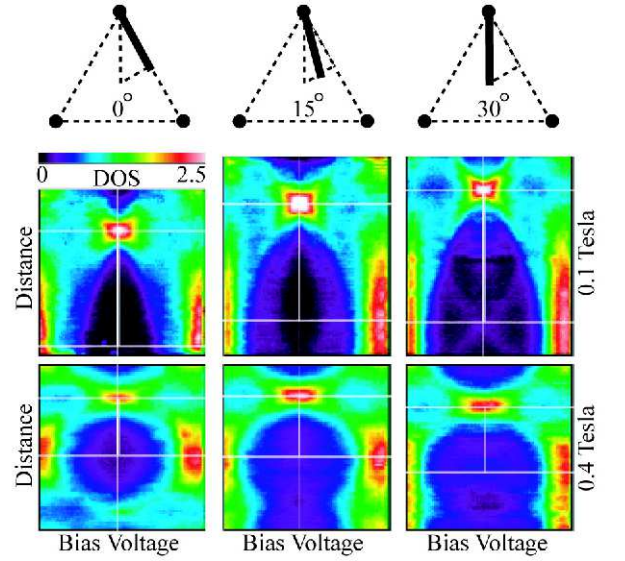


FIG. 3: (Color online) Spectral evolution along 3 paths (black solid lines) for NbSe₂ with respect to the vortex lattice for $H = 0.1$ T and 0.4 T. The LDOS data between the 2 horizontal white lines are used in the integration.

perconductor with a gap ranging from 0.7 to 1.3 meV, $T_c = 7.2$ K and $H_{c2}(T = 0) = 3.2$ T, whose layered structure and Van der Waals surfaces are ideal for STM-STs experiments[5]. When an external field is applied to the c -axis, the vortices form a triangular lattice. A series of differential conductance spectra $\sigma(r, V)$ are taken along a line that extends radially through a vortex. Such an example taken at 50 mK and 0.025 T is shown in Fig. 2(b). The overall features and numerous details of the LDOS agree very well with the theoretical calculations shown in Fig. 2(a) (also see Ref. 10).

In order to deduce the spatially averaged DOS over a unit cell, the data are collected along the line paths that extend out in three different directions from a vortex as shown in Fig. 3. The normalized DOS are inferred by the ratio of conductance, $\sigma(r, V)/\sigma(r, V = 5 \text{ meV})$, and are shown as a color scale image. This data is weighted by radius and summed to emulate an integration over the unit cell. This is essentially a polar coordinate integration: $N(E) = \int N(E, r, \theta) r dr d\theta$. The resulting averaged DOS are displayed in Fig. 4(a) for two fields $H = 0.1$ T and 0.4 T along with the DOS at a zero field showing the s -wave gap function. A definite V-shape in the DOS at finite fields is evident between -0.6 and 0.6 meV, and confirmed by the better fit attained by $\sigma(V) = \sigma_0 + \alpha|V| + \beta V^2$ (solid line) over that of a simpler parabolic form $\sigma(V) = \sigma_0 + \beta V^2$ (dashed line) as shown in Fig. 4(b). Furthermore we note that the zero bias offset σ/σ_N (σ_N is the normal state conductance) corresponding to the Sommerfeld coefficient $\gamma(H)/\gamma_N$ at low T nicely matches the specific heat experiments[11] to within 5%.

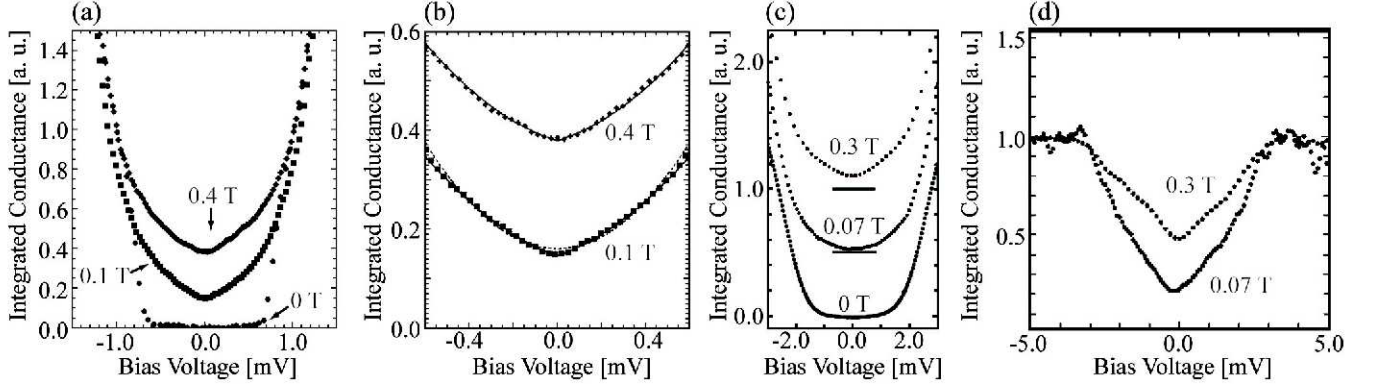


FIG. 4: (a) Spatially averaged DOS $N(E)$ over a unit cell at $H=0, 0.1$ T and 0.4 T for NbSe₂. (b) Same data but over ± 0.6 mV range inside the gap. The solid lines with $a + b|V| + c|V|^2$ are seen better fitting curves than the dash line with a quadratic form $a + c'|V|^2$. (c) DOS $N(E)$ averaged over a unit cell at $H=0, 0.07$ T and 0.3 T for YNi₂B₂C. (d) DOS $N(E)$ averaged over circular area with diameter 10 nm around a core in YNi₂B₂C.

Similar analyses have been performed on YNi₂B₂C whose gap structure is speculated to be point-like nodes and $\sigma(r, V)$ has been measured at 460 mK[6]. The samples have $T_c = 15.6$ K and $H_{c2}(T = 0) = 8$ T. When external field is applied to the c -axis of this tetragonal system, a square vortex lattice is formed. At $T = 450$ mK, STS data are collected for various spatial points and bias voltages to yield the average DOS $N(E)$. The results are shown in Figs. 4(c) and (d) for $H = 0, 0.07$ T and 0.3 T. The conductance data sets for finite fields are seen to possess a V-shape dependence. Although it is difficult from these data to determine the precise functional form $\sigma(V) = \sigma_0 + \alpha|V|^\eta$, it contains a linear term $\eta = 1$.

As is clear from the above argument leading to Eq. (6), we could see a V-shape tunneling conductance if we restrict our integration region to a narrower region around a core. This procedure emphasizes the contribution from the vortex core which ultimately yields a V-shape DOS. In fact as shown in Fig. 4(d) which is obtained by integrating over a circular area with diameter 10 nm centered at a core, one can see a clear V-shape conductance curve for both fields.

The ubiquitous V-shape DOS has important consequences on identifying the pairing symmetry, in particular, its gap structure through the T -dependences of various thermodynamic quantities as mentioned before. At low temperatures the T dependence is governed by the functional form of DOS. Using the V-shape DOS in Figs. 1 and 4, the simple power law counting tells us the followings: specific heat $C(T)/T = \gamma_0(H) + \alpha'T$, nuclear relaxation time $T_1(T)^{-1} \propto T + c'T^3$, and thermal conductivity $\kappa(T) \propto T + c''T^2$. Therefore, in the experiment under magnetic field, we can not simply assign the origin of the power law behavior as a line node, since the origin may be the V-shape DOS due to the vortex states, not due to the line node gap structure. The T_1 -behavior $T_1(T)^{-1} \propto T^3$ under magnetic fields is a result of the

spatial average. If we observe T_1 outside of the vortex core by site selective NMR technique[12], we can unambiguously identify the signal due to the line node.

Simon and Lee[13], and Won and Maki[14] derive a scaling law to describe T - and H -dependences of various thermodynamic quantities for the line node d -wave systems. In particular, the latter authors explicitly find a scaling function based on the averaged DOS obtained from the Doppler shift idea[15] whose functional form differs from ours. The Simon-Lee and Won-Maki scaling, which is quite successful for wide range of line node superconductors (see for example, Ref. 16), can be improved and applied to other superconductors with different gap structures by using the obtained V-shape DOS.

In summary, by the self-consistent quasiclassical calculation evaluating the vortex contribution exactly, we have demonstrated the averaged density of states in the mixed state is a V-shape, described by $N(E) = N(E = 0) + \alpha_E|E|/\Delta_0 + O(E^2)$. This formula is valid for any underlying gap structures; isotropic, point node or line node gaps. However the α_E is small for the isotropic and point-node gap case in a low field. Two STM experiments on NbSe₂ and YNi₂B₂C unambiguously exhibit this behavior in their tunneling conductance. The vortex-lattice geometry does not affect the V-shape and just slightly changes α_E . We have discussed several important consequences. In particular, when one identifies the gap symmetry by measuring thermodynamic quantities, careful consideration is needed in the mixed state.

* nakai@mp.okayama-u.ac.jp

[1] P. Thalmeier *et al.*, "Superconductivity in heavy fermion compounds", in "Frontiers in Superconducting Materials", edited by A. V. Narlikar (Springer Verlag, Berlin,

- 2005).
- [2] M. Sigrist and K. Ueda, Rev. Mod. Phys. **63**, 239 (1991).
 - [3] For general review: A.L. Fetter and P. Hohenberg, “Theory of Type II Superconductors” Chap. 14 in *Superconductivity*, ed by R. D. Parks (Marcel Dekker, New York, 1969).
 - [4] N. Nakai *et al.*, Phys. Rev. B **73**, 172501 (2006).
 - [5] H.F. Hess, *et al.*, Phys. Rev. Lett. **62**, 214(1989); *ibid*, **64**, 2711(1990).
 - [6] H. Nishimori, *et al.*, J. Phys. Soc. Jpn., **73**, 3247(2004).
 - [7] M. W. Zwierlein, *et al.*, Nature **435**, 1047 (2005).
 - [8] M. Ichioka *et al.*, Phys. Rev. B **59**, 184 (1999); *ibid*, **59**, 8902 (1999).
 - [9] N. Nakai *et al.*, Phys. Rev. B **70**, 100503 (2004).
 - [10] N. Hayashi, *et al.*, Phys. Rev. Lett. **77**, 4074 (1996).
 - [11] T. Hanaguri, *et al.*, Physica B, 329-333, 1355 (2003). M. Nohara, *et al.*, J. Phys. Soc. Jpn., **68**, 1078 (1999).
 - [12] M. Takigawa, *et al.*, Phys. Rev. Lett. **83**, 3057 (1999). M. Takigawa, *et al.*, J. Phys. Soc. Jpn., **69**, 3943 (2000).
 - [13] S.H. Simon and P.A. Lee, Phys. Rev. Lett. **78**, 1548 (1997).
 - [14] H. Won and K. Maki, Europhys. Lett. **54**, 248 (2001).
 - [15] G.E. Volovik, JETP Lett. **58**, 469 (1993).
 - [16] K. Deguchi, Z.Q. Mao, and Y. Maeno, J. Phys. Soc. Jpn. **73**, 1313 (2004).