

# A Universal Criterion of Melting

Vassiliy Lubchenko

Department of Chemistry, University of Houston, Houston, TX 77204-5003

(Dated: May 19, 2021)

Melting is analyzed dynamically as a problem of localization at a liquid-solid interface. A Lindemann-like criterion of melting is derived in terms of particular vibrational amplitudes, which turn out to equal a universal quotient (about one-tenth) of the molecular spacing, at the interface. The near universality of the Lindemann ratio apparently arises owing to strongly overdamped dynamics near melting, and despite the anharmonic interactions' being system-specific. A similar criterion is derived for structural displacements in the bulk of the *solid*, in particular the premelted layer; the criterion is no longer strictly universal, but still depends only on the harmonic properties of the solid. We further compute the dependence of the magnitude of the elemental molecular translations, in deeply supercooled fluids, on the temperature and the high frequency elastic constants. We show explicitly that the surface tension between distinct liquid states, near the glass transition of a supercooled liquid, is nearly evenly split between entropic and energetic contributions.

## I. INTRODUCTION: WHAT IS “MELTING”?

The word “melting” turns out to mean more than one thing. (For reviews, see [1, 2, 3, 4, 5, 6, 7, 8, 9, 10, 11, 12].)

At a high enough temperature, the shear modulus of a perfect crystal would vanish, which, according to Born [7, 13], would lead to melting. This type of melting is sometimes called *mechanical* melting. Experience shows nevertheless that in real crystals, the lattice always begins to desintegrate at significantly lower temperatures, when the shear resistance of the bulk still exceeds at least a half of its zero temperature value [1, 2, 3]. This type of melting, called *thermodynamic* melting, appears to usually initiate at defects, most notably at the free surface, but also at grain boundaries, impurity sites etc. [1, 2]. Another well known peculiarity of the melting/fusion transition is, while liquids are relatively easy to overcool, overheating a crystal seems very difficult, except under special circumstances, such as when the free surface is “clamped”, or in the case of water, which contracts upon melting thus allowing for internal melting [8]. Surface melting phenomena are very complicated, as is just about anything about surfaces: The melt may or may not wet the crystal surface; the thickness of the “premelted” layer, separating the crystal from the vapor, often exhibits power law scaling with the proximity to the melting temperature; the surface itself is usually reconstructed and often experiences roughening transitions below melting [10, 11]. One should add here the effects of lattice anisotropy [14, 15] and possible polymorphic transitions near the melting temperature [16]. To summarize, conceptualizing melting as a dynamical process is not straightforward and depends on specific circumstances.

In view of the complications above, it comes as a surprise that there should be the following simple, nearly universal phenomenological criterion, due to Lindemann [6, 17, 18]: At melting the typical vibrational displacement, for a given crystalline class, should be some *fixed* fraction of the lattice spacing. Lindemann posited that

the ratio should be about a half, implying direct *collisions* between the atoms constituting the lattice would become possible, leading to the lattice’s demise. One may note that the Lindemann’s argument accounts for anharmonicities in the problem but in a very generic fashion, through the *existence* of collisions. The value of the Lindemann ratio was later revised by Gilvarry [19] to be about one tenth and works rather well indeed: Data compilations [8, 20] show only a variation of 10% or so within a given crystal structure type, and the overall range is between 0.068 and 0.114.

It is in the context of the Einstein’s theory of vibrations in solids that Lindemann formulated his criterion; perhaps for this reason, the criterion has been a benchmark in density functional studies (DFT) of crystal melting (see e.g. [21, 22]), which are accurate in the short-wavelength, Einstein limit. Nevertheless, it was not until a DFT study of *aperiodic* crystals, when the Lindemann ratio turned up on a *first principles* basis, as an order parameter: Wolyne and coworkers [23, 24] demonstrated that a liquid, if failed to crystallize, should settle into (long-living) aperiodic structures. The transition, or rather a cross-over, is characterized by a discontinuous change in the localization length from an effectively infinite to a finite value; the latter gives the vibrational displacement at the mechanical stability edge. This length therefore directly corresponds to the Lindemann length; its DFT-computed value matches well that observed in crystals, and, in the first place, the neutron scattering data in supercooled liquids and frozen glasses [25, 26]. Lindemann-like criteria also naturally arise in treatments of energy landscape models of protein folding and collapse [27, 28], mean-field models of the structural glass transition [29], and in vortex lattice melting in superconductors [30]. Even in the absence of a first principles justification, the Lindemann rule is often used on purely empirical grounds, evidently owing to its remarkable circumstantial consistency, and its simplicity. Applications range from vortex lattices in rotating Bose condensates [31] to estimating the native state entropy of a protein [32]. *Generalized* Lindemann criteria have

been applied to defect-induced amorphization of a crystal [33], or melting in one-component plasmas (see [34] and references therein). An inverse Lindemann criterion has been suggested for crystallization [35]. An increasingly useful application of the Lindemann criterion is in molecular dynamics simulations (see e.g. [36]), where definitive observation of melting is usually beyond current computational technology.

Perhaps, the most immediate objection to the Lindemann’s criterion is that it involves characteristics of only *one* of the two phases coexisting at melting; a proper criterion, presumably, should compare some property of *both* phases. For example, in the absence of extensive defects, comparing the bulk free energies would be adequate. In addition, as we now understand, a proper analysis of dynamical melting should proceed with reference to processes at the liquid/solid interface. The present work implements these two notions in the following way:

First, in Subsection II A, we consider the escape of a molecule from the solid/liquid interface into the liquid. Here, two length scales of molecular motions will arise, whose ratio to the molecular spacing is universal at melting. One length scale is the size of the metastable minimum harboring a molecule which is about to change its location (for example, to exit into the liquid); the other is the extent of the *transition state* during the exit. The relation of the two scales to the *vibrational amplitudes* proper will depend on the detailed morphology of the region in question; so for example, the surface roughness or the specific crystal face will affect surface melting. Under most circumstances, nevertheless, the derived criterion will simply amount to a simple Lindemann-like criterion.

Second, we ask in Subsection II B, what would be the magnitude of the (weakly activated) molecular displacements in the *bulk of the solid*, in the presence of alternative structural states. For glass-forming substances, these displacements are actually present in the bulk of the material, if it is supercooled. Otherwise, alternative structural states are present only in a “premelted” layer, if any. A proper melting criterion will be formulated, which amounts to *comparing* the vibrational molecular amplitudes to the structural displacements: in a stable solid, the former should be less than the latter. We will further deduce the dependence of the structural displacements on the material’s stiffness, and the temperature. The results apply directly to premelted layers and supercooled liquids.

## II. DERIVATION OF A MELTING CRITERION

### A. Melting at the Interface

It will be most straightforward to see how a melting criterion arises for molecules that are directly at the solid-liquid interface, in the sense that here, simply an *isolated* activated event is required in order for a molecule to exit irreversibly into the liquid. A number of conventions as

to what an “interface” is are possible and are subject to the same ambiguities as the definitions of the phases themselves. It is beyond reasonable doubt that the surface region of a melting solid is far from the simplified text-book pictures, even ignoring surface roughening effects: The interface is not sharp, and often extends for up to several tens of atoms, as could be deduced, somewhat indirectly, from studies of (pre)melted layers demarcating a solid from its vapor [14, 37]. (See also a recent review [12] on surface ice melting.) That the interface is “diffuse” near melting has been also concluded theoretically, via density functional studies [38] employing specific ansatzes for the equilibrium distribution functions in the solid and liquid. Furthermore, the heterogeneity across the layer is not only structural but must also involve a heterogeneity in relaxation times, i.e. the lifetimes of long-living local structures. Similar to the density, the life-times in the premelt layer interpolate between those in the liquid and the solid. Several ways to deal with the ambiguity in defining a solid-liquid interface may be proposed. For example, Oxtoby and Haymet [38] employ an appropriate equilibrium order parameter changing continuously when going from liquid to solid. Trayanov and Tosatti [39] analyze premelted layers, in a mean-filed fashion, based on two order parameters, “density” and “crystallinity”. Here, in order to focus on the dynamical aspects of melting, we will use the life-times of local metastable structures to establish an operational criterion of whether a molecule is in the solid, or part of the liquid. While the equilibrium interfacial region may be discussed only in a broad sense, as a “diffuse” entity, the dynamic interface will turn out to be thin and well defined.

We will distinguish between the liquid and the solid in the usual way, via symmetry, and will specifically focus on the time scale on which the symmetry is broken/restored. Consider a substance consisting of a single, relatively compact molecular species, in the classical regime. The crystal breaks the translational symmetry in that here, one can *label* the molecules based solely on their each being located within a particular, well defined cell. (C.f. however the incommensurate quantum crystals [40]). One may speak of a fluid, on the other hand, when such labelling is impossible. The corresponding translational symmetry is physically maintained by particle transport. Call  $\tau_0$  the time it takes a molecule to diffuse a distance defining the volumetric density of the liquid. Choose a compact, specific cell, in space, whose volume is equal to the volume per molecule in the liquid. Since the time  $\tau_0$  is significantly longer than the time scale of density fluctuations, it is guaranteed that *another*, identical molecule will have visited the chosen cell, within time  $\tau_0$  upon the exit of the previous cell’s dweller, thus erasing the possibility that one be able to label a molecule by its spatial location. It is therefore at times exceeding  $\tau_0$  that one may speak of a liquid state. Recall also that we are considering compact molecules, and so rotational diffusion/equilibration is not an issue.

It is useful, for future reference, to compute the particle exchange time  $\tau_0$ , in terms of the collisional time: Let  $1/a^3 \equiv n$  be the molecular concentration in the fluid, so that  $a$  is the average, *volumetric* molecular spacing. The typical collisional, or auto-correlation time (also defining the density fluctuation time-scale) is  $\tau_{\text{auto}} = m/\zeta$ , where  $\zeta \simeq 6\pi a\eta$  is the friction coefficient,  $\eta$  is the viscosity, and  $m$  is the molecule's mass. The time  $\tau_0$  it takes to diffuse a distance  $a$  is roughly  $a^2/6D$ , where  $D$  is the diffusion constant, related to the friction through the Einstein's relation  $D = k_B T/\zeta$ . As a result,

$$\frac{\tau_0}{\tau_{\text{auto}}} \simeq \frac{6\pi^2 \eta^2 a}{\rho k_B T}, \quad (1)$$

where  $\rho$  is the liquid's mass density. One may directly check that near melting, this ratio is generically about  $10^3$  but varies within an order of magnitude or so between different substances: For instance, cobalt and sodium yield  $1.3 \cdot 10^3$  and  $2.1 \cdot 10^3$  respectively. This indicates it takes about a thousand molecular collisions or so, per molecular volume, to establish local thermal equilibrium in a liquid. Finally, note that the large value of the ratio in Eq.(1) is an internal test of the argument's consistency: To give a counter example, it would be incorrect to use analogous logic to estimate equilibration times in *dilute* gases. Here one would find, using the elementary kinetic theory, that  $\tau_0/\tau_{\text{auto}} \simeq 9(\sigma/a^2)^2 < 1$ , where  $\sigma$  is the molecular scattering cross section; clearly  $\tau_0$  does not correspond to an equilibration time scale. Of course, the rate limiting step during equilibration in dilute gases is diffusion in the *momentum* space, which is responsible for establishing the Maxwell distribution of velocities; whereas in dense liquids near fusion, the rate limiting step is configurational equilibration.

Consider now a region of space occupied by a solid and its melt, at some temperature  $T$  just above the lowest temperature,  $T_m$ , at which surface melting is possible. Suppose there is a molecule, in the region, that fails to move a distance  $a$  in the time  $\tau_0$ . (To avoid confusion we note that if long wave-length sound is present in the system, one should stipulate that the local reference frame move with the sound.) All such molecules can not be regarded as part of the liquid, as just discussed, and so we must regard them as part of the solid. The boundary of any (spatially) closed set of such molecules may therefore be defined as the solid-liquid *interface*. On the other hand, the inability of a molecule to move the distance  $a$  in time  $\tau_0$  is equivalent to saying the molecule is residing in a metastable free energy minimum. In other words, a molecule is part of the solid, if the escape time  $\tau_{\text{escape}}$  from its current neighborhood exceeds the exchange time  $\tau_0$ :

$$\tau_{\text{escape}} > \tau_0. \quad (2)$$

The escape time  $\tau_{\text{escape}}$  will generally differ for distinct crystalline faces, or various distinct surface morphologies. The above stipulation that

$$T = T_m + 0^+, \quad (3)$$

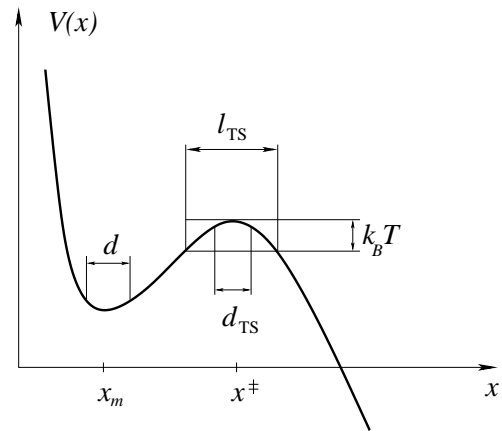


FIG. 1: A generic schematic of an escape free energy profile is shown.  $l_{\text{TS}}$ , the transition state size, demarcates the vicinity of the saddle point within the thermal energy from the top.  $d$  and  $d_{\text{TS}}$  are defined in text.

implies that there is at least one specific face/morphology which is in near equilibrium with the liquid, and there are no face/morphologies which are melting in a spontaneous fashion. In the following we will specifically consider those faces that are melting in a quasi-equilibrium fashion. For these,

$$\tau_{\text{escape}} = \tau_0. \quad (4)$$

One may regard this expression as the dynamical definition of a solid/liquid interface. A melting temperature  $T_m$ , as defined above, will generally differ from the usual calorimetric melting temperature, if the solid melts anisotropically. (The latter is usually the case.)

In order to estimate  $\tau_{\text{escape}}$ , we shall adopt the approach of Frauenfelder and Wolynes (FW) [41] (see also [42, 43]), who have delineated the various activated transport regimes, and computed the corresponding rates, in terms of several characteristic *length* scales. First note that owing to the frequent collisions (see also below), the motion of the reaction coordinate corresponding to the escape mode, is strongly overdamped. An operational criterion of this is that the particle's mean free path be significantly shorter than the transition state size:  $l_{\text{mfp}} \ll l_{\text{TS}}$ . (A schematic of the free energy profile along the progress coordinate is shown in Fig.1.) As a result, the particle stays in the transition state region for a long time, relative to the molecular collisional time  $\tau_{\text{auto}}$ , leading to a large number of barrier crossings, while at the top of the barrier:  $N_c = l_{\text{TS}}/l_{\text{mfp}}$ . The corresponding rate may therefore be estimated using the standard transition state result, multiplied by a (small) transmission factor  $\kappa \simeq 2l_{\text{mfp}}/l_{\text{TS}} = 2\tau_{\text{auto}}v_{\text{th}}/l_{\text{TS}}$ , as appropriate in the overdamped Kramers limit. Here,  $v_{\text{th}} = \sqrt{3k_b T/m}$  is the thermal velocity of the particle. As a result, the Kramers rate reads:

$$\tau_{\text{escape}}^{-1} = \frac{1}{2} \frac{\langle |v| \rangle}{(\sqrt{2\pi}d)} \frac{2\tau_{\text{auto}}v_{\text{th}}}{l_{\text{TS}}} e^{-V^\ddagger/k_B T}, \quad (5)$$

where

$$d \equiv \frac{1}{\sqrt{2\pi}} \int_{x_m} dx \exp^{-[V(x)-V(x_m)]/k_B T} \quad (6)$$

is the “size” of the metastable basin. (The label  $x_m$  in the integration limits indicates that the integral is understood in its asymptotic sense in terms of the basin’s width.) The coefficient  $1/\sqrt{2\pi}$  was incorporated in the definition so that  $d = \langle (\Delta x)^2 \rangle^{1/2}$ , if the potential is strictly harmonic at the minimum  $x_m$ .  $\langle |v| \rangle = \sqrt{2/(3\pi)} v_{\text{th}}$  is the thermally averaged particle speed that enters the expression for the molecular flux at the barrier top. Lastly,  $V^\ddagger \equiv V(x^\ddagger) - V(x_m)$  is the barrier height. The latter is actually quite easy to evaluate after one realizes that an escape event will have occurred, if a particle’s displacement just exceeds the typical thermal vibrational amplitude of the interface. This is because the particle will have crossed the thermally definable boundary of the solid and must be regarded as part of the liquid. For this simple argument to be valid, it is essential, again, that the specific face of the solid be *wetted* by the liquid, i.e. the face be actually melting. Since the typical energy of the surface vibrations is *exactly*  $k_B T$ , the particle’s typical displacement free energy cost will not exceed  $k_B T$ , hence  $V^\ddagger = k_B T$ . Further, we define

$$d_{\text{TS}} \equiv \frac{1}{2\sqrt{2}} l_{\text{TS}}, \quad (7)$$

where the numerical factor is chosen so that if the barrier is parabolic at the top, then  $d_{\text{TS}} = \langle (\Delta x)^2 \rangle^{1/2}$  in the inverted potential at the saddle point. By definition,  $m(\omega^*)^2 (l_{\text{TS}}/2)^2/2 = k_B T$ , where  $\omega^*$  is the under-barrier frequency, see Fig.1. After putting all this together and recalling that  $\tau_0 = a^2/6D = a^2 m/6k_B T \tau_{\text{auto}} = a^2/2v_{\text{th}}^2 \tau_{\text{auto}}$ , one has by Eq.(4):

$$\frac{dd_{\text{TS}}}{a^2} = \frac{1}{4\sqrt{6}\pi e} \simeq 0.01, \quad (8)$$

universally. We therefore observe that it is possible to formulate a purely *kinematic* criterion of melting, in terms of the ratio of length scales characterizing molecular motions in the interface region. The numerical constants on the r.h.s. of Eq.(8) should not, perhaps, be taken too seriously; nevertheless the estimate is expected to be accurate within a factor of 2 or so.

A number of comments are due here. First of all, can one even apply a transition state argument, when the barrier is so low? The answer is yes, because of the high friction. Indeed, suppose for a moment there were *no* barrier. Even so, the exit would be far from instantaneous, being subject to (frequent) collisions with the nearby molecules, just as are the molecular motions in the neighboring liquid. Using the Smoluchowski diffusion limited reaction rate expression (in 1D), one still gets the same basic scaling for the escape rate:  $k_{\text{escape}} \sim D/l_{\text{TS}}^2 \sim v_{\text{th}}^2 \tau_{\text{auto}}/l_{\text{TS}}^2$  (see also [32]). The overdamped character of the molecular motion is essential in the present context, and so one

should like to estimate the actual value of the  $l_{\text{mfp}}/l_{\text{TS}}$  ratio, which is effectively the small parameter of theory. The estimate in Eq.(1) suggests that this ratio is indeed quite small. Numerically it is of the order one hundredth, considering that  $d_{\text{TS}}/a \sim 0.1$ . At any rate, molecular motions in liquids are overdamped, near  $T_m$ , and so must be the motions in the corresponding crystals, near  $T_m$ , because they are of comparable (usually greater) density.

Despite simplifications due to the high friction, the shallowness of the metastable potential complicates the interpretation of the simple result in Eq.(8). Since the transition state size is virtually equal to the reaction path length, it probably makes little sense to differentiate between  $d_{\text{TS}}$  and  $d$ . For those same reasons, the integral in Eq.(6) is only meaningful in the *lowest* order in the reactant basin width, the expansion being asymptotic of course. This leads to a simpler yet relation

$$\tilde{d}_L \equiv \frac{d_L}{a} \simeq 0.1, \quad (9)$$

where  $d_L \simeq d \simeq d_{\text{TS}}$  stands for the amplitude of the reversible motion in the molecular metastable minimum at the liquid-solid interface. The subscript “L” alludes to “Lindemann”; the parameter  $d_L$  will be sometimes referred to as the “Lindemann length”. Importantly,  $d_L$  is a measure of the displacement in the direction of the fastest escape, which is *perpendicular* to the surface. Further,  $a$  signifies the molecular spacing right at the interface. Strictly speaking this implies our (volumetric) molecular spacing is a variable changing *continuously* across the interface. This appears reasonable as the crystal and liquid density differ actually relatively little, not by much more than the typical thermal density fluctuations in the crystal, near the melting temperature. (See also the earlier mention of the Oxtoby and Haymet’s order parameter [38].) Finally, the parameters  $d$  and  $d_{\text{TS}}$  should be determinable in a simulation, with a modest computational effort.

Are the simple relations (8) and (9) consistent with the general notions of surface melting? Yes, in a rather plain way. To give an example, suppose the surface is rough, so that it has a corner, or an edge. Clearly the vibrational amplitudes at corners and edges are larger than those at extended flat faces, because there are fewer neighbors. This is consistent with the expectation that corners (and edges) melt first, i.e. at lower temperatures than say flat faces. The relation in Eq.(9) is *quantitatively* consistent with Valenta’s calculations of the vibrational displacements at the three distinct crystal faces of lead, i.e. (110), (100), and (111) [44]. These faces are known to premelt at increasingly higher temperatures. According to Ref.[44], the vibrational displacements at *all* three faces turn out to be of nearly the same magnitude of  $0.22\text{\AA}$  or so, at the respective pre-melting temperatures. In any event, one should expect that denser packed, stiffer faces will exhibit lesser vibrational displacements normal to the interface and therefore will melt at increasingly higher temperatures. This

qualitative notion is consistent with the results of MD simulations on an FCC crystal, by Kojima and Susa [45], and on a BCC crystal, by Sorkin et al. [4].

### B. A thermodynamic melting criterion in the bulk

Let us now discuss the implications of the relations (8) and (9) for the molecular motion amplitudes in the *bulk* of the solid. The typical *vibrational* displacements,  $d_{\text{vib}}(0)$ , at the surface and in the bulk,  $d_{\text{vib}}(z)$ , will be certainly comparable. The variable  $z$  measures the distance from the interface, see Fig.2. In the bulk, the greater lattice stiffness in the bulk will be partially compensated by a smaller lattice constant, save the substances that expand upon freezing. As a result, the local  $(d_{\text{vib}}(z)/a(z))$  ratio, while also generically of about 0.1 in value in the bulk, is no longer expected to be strictly universal, in contrast to that at the interface (see below). Now, one must bear in mind that motions resulting in a locally different structure, may also be present on the *solid* side of the interface. In the preceding Subsection, we have computed the magnitude of the displacements  $d_L$  such that would lead to the exit of an atom from the solid into the liquid. In this Section, we will compute the magnitude of analogous irreversible atomic displacements, but inside the solid. Here, the atom also exits its present lattice site but to find itself in a *reconfigured* lattice, not in the liquid. Given the lattice has reconfigured and is poised to accept a particle, the latter will transfer in a nearly activationless fashion, similarly to exiting into the liquid. The lattice reconfiguration itself is cooperative event consisting of a large number of those elemental, nearly activationless transitions occurring on the time scale  $\tau_{\text{escape}}$ . The latter must occur in a concerted fashion, implying the cooperative reconfigurations are rare and occur on much longer times scales:

$$\tau_{\text{str}} \gg \tau_{\text{escape}}, \quad (10)$$

where the index “str” indicates “structural”.

First of all, do such rare structural reconfigurations take place in the bulk? We argue in the following that they do indeed, within premelted layers. According to the surface calorimetric studies of Santucci et al. [46], the excess entropy of the “premelting” surface layer of the Li (110) face, relative to the bulk crystal, is about a *half* of the bulk liquid entropy excess, see Fig.3(b) of Ref.[46]. (The author is aware of surface calorimetric estimates only on this particular substance, however comparable values of the surface entropy are expected for other materials as well, see [46] and references therein.) This clearly implies that the excess entropy,  $s_c$ , within the premelt layer, is intermediate between that of the crystal and the liquid. Furthermore, this entropy must decrease into the bulk, so as to interpolate between the liquid and the solid values. The latter is zero. The relatively high density of states in the premelt, corresponding to  $s_c \sim k_B/2$  per

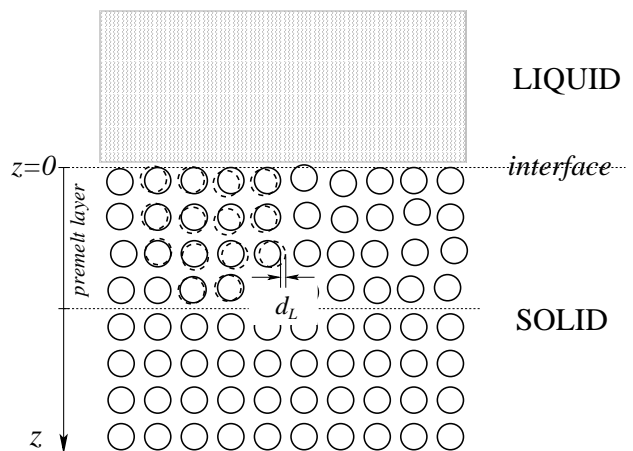


FIG. 2: A cartoon of a solid-liquid interface is shown, including the premelt layer; the latter is characterized by some disorder. (Here, we ignore possible roughness or reconstruction of the surface.) The area containing the doubled circles illustrates a region undergoing a cooperative structural reconfiguration. The cooperativity is necessary to minimize density variations during the transition. The solid and the dashed circles denote the atomic configurations before and after a structural transition. An individual, elemental displacement is of magnitude  $d_L(z)$  mildly dependent on the distance to the interface. Each of these elemental displacements are nearly activationless; whereas the *total* cooperative event has a high barrier because the probability of a large number of *concerted* elemental events is low.

particle, would be impossible to account for by translations of vacancies: The vacancy concentration would be too small, considering that the density and the compressibility of the premelt are comparable to those in the solid bulk. (The vacancy formation energies are in the eV range, of course, see e.g. [47].) As a result, the room for molecular translations is provided *not* by diffusing vacancies, but some other structural degrees of freedom that involve more than one particle. Another possibility is dislocations, whose significance seems less straightforward to estimate than that of vacancies. At the present stage of theory, however, it appears that dislocations become important closer to the point of *mechanical* melting, which they most likely orchestrate in the first place. The mechanical melting temperature seems to be several tens of degrees above the bulk thermodynamic melting point (see [1, 2, 3] and references therein.)

What is the detailed microscopic nature of the configurational degrees of freedom, in the surface premelted layer? It is likely that they correspond to transitions between long-living structures analogous to the local metastable structures predicted by the random first order transition (RFOT) theory of supercooled liquids and glasses, of Wolynes and coworkers [48, 49, 50]. The transitions span regions 3 to 6 molecular units across, and have been directly observed by a variety of non-linear spectroscopies, see [51] for a recent review. The configurational entropy of a supercooled liquid, just above the

glass transition, is about  $0.8k_B$  per molecular unit. It is therefore comparable to that in the premelted layers. To complete the analogy, note the viscosity of supercooled melts, near  $T_g$ , is extremely high, consistent with the premelted layers exhibiting progressively slower relaxation away from the interface proper.

One may estimate, semi-quantitatively, how the magnitude of the elemental displacements decreases away from the surface, as the stiffness increases. The magnitude of the displacements will generally depend on the distance from the interface, i.e.  $d_L = d_L(z)$ , see Fig.2. Because a particle exits not into the liquid but into a matrix poised to receive the particle, we no longer have the convenience of the barrier being equal to the thermal energy. We may say, nevertheless, that the barrier will increase into the bulk because the lattice stiffness increases away from the surface. Let us denote this  $z$ -dependent barrier as  $V^\ddagger(z)$ , so that

$$V^\ddagger(0) = k_B T_m. \quad (11)$$

Now, it turns out that both  $\tau_{\text{auto}}$  and  $\tau_{\text{escape}}$  are  $z$ -independent, because of the detailed balance: There is no net particle transport at these time-scales. The actual net particle transport occurs at the much slower time scale,  $\tau_{\text{str}}$ , of the extended structural transitions, and is consistent with the existence of a density gradient in the premelt layer. (The detailed balance argument above is only valid when the elemental and the structural transitions are time scale separated, which is indeed true, in view of Eq.(10)). The constancy of  $\tau_{\text{auto}}$  and  $\tau_{\text{escape}}$ , together with Eqs.(5) and (11), yield that the following quantity is invariant throughout the solid:

$$\left[ \frac{d_L(z)}{d_L(0)} \right]^2 e^{\frac{V^\ddagger(z)}{V^\ddagger(0)}} = e. \quad (12)$$

This statement can be used to self-consistently determine the value of the  $d_L(z)/d_L(0)$  ratio, after one recalls that the activation barrier  $V^\ddagger$  arises from the elastic strain of the lattice: Since the thermally relevant vibronic displacements are within about one-tenth of the molecular spacing or less, the elastic energy, as a function of the lattice strain, is dominated by the quadratic component, i.e.:

$$V^\ddagger(z) \simeq K(z) \left[ \frac{d_L(z)}{a(z)} \right]^2 a^3(z) = K(z)a(z)d_L^2(z), \quad (13)$$

Here,  $K(z)$  is a local effective elastic modulus that depends both on the isotropic compressibility and the shear modulus, and  $a(z)$  is the *local* volumetric spacing; in other words  $V^\ddagger(z)$  gives the elastic energy arising from the local strain  $[d_L(z)/a(z)]^2$ , per molecular volume. (The ratio  $[d_L(z)/a(z)]^2$  is a measure of the thermally averaged square of the dimensionless elastic strain used here as in the standard elasticity theory [52].) One obtains, as a result:

$$\left[ \frac{d_L(z)}{d_L(0)} \right]^2 e^{\zeta(z) \left[ \frac{d_L(z)}{d_L(0)} \right]^2} = e, \quad (14)$$

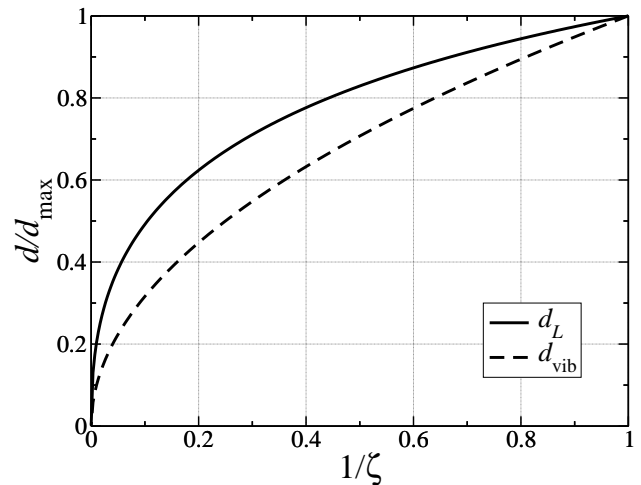


FIG. 3: Shown are the dependences of the Lindemann and the vibronic displacements, relative to their maximal value  $d_{\text{max}}$ , achieved at the surface, as functions of the dimensionless stiffness  $\zeta$ . The latter is the product of the elastic constant and the lattice constant, in terms of the minimum value of this product achieved at the surface.

where, again,  $[d_L(0)] \simeq 0.1a$  and the parameter  $\zeta(z)$  gives the stiffness of the lattice, at distance  $z$  from the interface, relative to its value at the interface:

$$\zeta(z) = \frac{K(z)a(z)}{K(0)a(0)}. \quad (15)$$

Note that  $K(0)a(0)d_L^2(0) = V^\ddagger(0) = k_B T_m$ . We stress again that the (very low) barriers, implied in Eqs.(13) and (14), correspond to elemental translations that would occur *given* another structural state exists and therefore apply to *all* of the bulk. Because the elemental events are subject to the existence of an underlying structural transition in the corresponding region, it is appropriate to term the displacements  $d_L$  as *fiduciary* displacements, or *presumable* displacements.

It is easy to solve, numerically, Eq.(14) for the  $d_L(z)/d_L(0)$  ratio as a function of the dimensionless stiffness  $\zeta(z)$ , with the result shown in Fig.3. The fiduciary displacement  $d_L(z)$  should be compared to the thermal vibrational amplitude  $d_{\text{vib}}(z)$ , which is fixed by the equipartition theorem:

$$K(z)a(z)d_{\text{vib}}^2(z) = k_B T. \quad (16)$$

The l.h.s. of the first equation gives the usual elastic energy density of the solid, times the volume of a unit cell. As follows from the discussion in the preceding Subsection,

$$d_{\text{vib}}(0) = d_L(0) \equiv d_{\text{max}}. \quad (17)$$

The vibronic displacement  $d_{\text{vib}}(z)$  depends on the stiffness in a very simple way, and is shown in Fig.3, alongside the  $\zeta$ -dependence of the fiduciary, Lindemann displacement. Note that here we did not have to treat explicitly the anisotropy of elastic properties, as long as we

were consistent in measuring the displacements  $d_L(0)$  and  $d_{\text{vib}}(0)$  *normal* to the free surface.

Since the  $z$ -variable is a dummy label, it is appropriate to simply think of the displacements  $d_L$  and  $d_{\text{vib}}$ , relative to their maximal values achieved at the surface, as functions of the dimensionless stiffness  $\zeta$ . According to Fig.3, it is always true that

$$d_{\text{vib}}(z) < d_L(z), \quad (z > 0), \quad (18)$$

c.f. Eq.(2). We therefore observe that solids may be defined as collections of molecules in which the magnitude of purely vibrational excitations is always smaller than the extent of the fiduciary structural displacements. As a result, a solid is (typically) capable of sustaining vibrational excitations without irreversible structural changes. According to Fig.3, a stabler solid corresponds to greater values of the stiffness parameter  $\zeta$ , corresponding to larger values of the difference  $(d_L - d_{\text{vib}})$ . One may therefore interpret Eq.(18) as saying that the stiffness of a lattice that allows for alternative structures, is somewhat smaller than the stiffness of the corresponding lattice which is strictly elastic, i.e. mechanically stable. We thus observe that vanishing of the shear modulus is *not required* in order for the lattice to be locally mechanically unstable. Now, the limiting situation where  $d_{\text{vib}}(z) = d_L(z)$ , at  $z = 0$ , bears a dual meaning: (a) it signifies melting and (b) it defines the boundary between the solid and the liquid phase. In view of Eq.(12), the statements in this paragraph are valid regardless of the elastic free energy being strictly quadratic in the displacement. Finally note that Eqs.(14) and (16) are laws of corresponding states for the structural and vibrational displacements in a solid.

We have thus found that formulating a criterion of melting and defining a solid, in the first place, requires introducing *fiduciary* structural modes, in the sense that these modes may or may not be readily observed in a real material. We have argued that such modes probably exist in a sufficiently extended premelt layer. Otherwise, there is still a way to force the solid to sample the spectrum of those structural excitations, even at temperatures below the melting point, namely by quenching the corresponding substance from its liquid state into a frozen glass. Many polymers simply do not form crystals, and are difficult to characterize morphologically in a definite way, in the first place. In these, there is no shortage of structural transitions. A similar comment applies to folded proteins. Certain substances, that are very difficult to supercool, such as ice, *amorphize* under pressure (see e.g. [53]). Finally, energetic particle beams may be employed to locally force a crystal into a structurally excited state. The possibility of such externally induced structurally excited states is actually a physical realization of a Maxwell construction! To give an analogy, the Maxwell construction in a non-ideal gas also uses presumable states, i.e. such that  $(\partial p/\partial V)_T > 0$ , in deriving a criterion of a first order transition, i.e. boiling/condensation.

Now, suppose there *is* a significant premelt layer on

the surface. Direct spectroscopic observations of these are intrinsically difficult, since a beam (neutron or X-ray) sufficiently intense to produce useful signal, would also inevitably heat up and liquefy the surface. On the other hand, surface, near-atomic resolution techniques, such as those employed by Israeloff [54], may be helpful in characterizing structural surface modes. Importantly, a conclusive surface study must be non-linear so as to sense *dynamic* heterogeneity, in order to distinguish irreversible structural relaxations from purely vibrational excitations.

Finally, for completeness, one should like to see whether the arguments above would also be robust in systems other than single-component liquids. Unfortunately, mixtures necessitate considering many additional factors, well beyond the scope of this article, primarily owing to the details of interaction between the constituents of the mixture, phase separation etc. Here, we will limit ourselves to a few remarks. Suppose the molecules are (chemically identical) rigid, relatively weakly interacting rods. Clearly the melting will occur from the face parallel to the orientation of the rods, otherwise the molecule would have to slide out of the matrix, which would be too costly energetically. (We assume the rods are closely packed, in a colinear fashion.) The “melting displacement”  $d$  is therefore perpendicular to the rods’ orientation, and, consequently, is also about one tenth of the *monomer* size, but probably not universally. Analogous logic applies to a crystal made of weakly interacting disk-shaped molecules, which will melt off the crystallographic plane parallel to the disk planes. (This is in the case when the discs are stacked in a coplanar manner.) The case of mono-valent ionic melts is probably adequately viewed as that of a single-component substance with a slightly elongated molecule, since the melt will tend to be locally electrically neutral, on average. Again, we recover the basic estimate from Eq.(9) where  $a$  is the volumetric spacing between the distinct moieties, *not* the unit cell size;  $d$  is the displacement between the neighboring atoms.

### III. ACTIVATED MOTIONS IN SUPERCOOLED LIQUIDS AS LOCAL MELTING

The analysis of Subsection IIB was conducted on the assumption that solids exist, of course. In other words, the argument by itself could not be used to establish the existence of a solid state, but could only give the conditions of stability of a solid once it is formed. The details of solidification, below  $T_m$ , are known to depend on how fast one cools the substance and on the liquid’s viscosity. If either of the cooling speed or the viscosity is high enough, the nucleation of the crystalline phase will be prevented, with the liquid finding itself in a supercooled state for a significant amount of time.

Here, we will estimate the temperature dependence of the elemental displacements in a liquid that was cooled

below its fusion point, but has failed to crystallize. Since the *structural equilibration has never occurred*, displacements *must* take place such that they imply a change of the local structural state. Since these displacements are at the mechanical stability edge of the material, we may also denote their magnitude with  $d_L(T)$ , where we explicitly indicate the temperature dependence of the magnitude of the elemental displacements. (Clearly,  $d_L(T_m) = d_L(z=0)$ .) Therefore in a supercooled liquid, the displacements  $d_L$  are no longer fiduciary, but strictly factual. On the other hand, the regular liquid state, that does not discriminate between molecular displacements of less than size  $a$  (recall our “labelling” discussion), now becomes a fiduciary state! (For reference, we point out such a regular liquid state explicitly arises, for instance, in the DFT study of aperiodic crystals in Ref.[23], or of the mean-field Potts glasses [55].) We may use this new fiduciary state to write the law of corresponding states from Eq.(14) at a temperature  $T$  below  $T_m$ :

$$\left[ \frac{d_L(z, T)}{d_L(0, T)} \right]^2 e^{\zeta(z, T) \left[ \frac{d_L(z, T)}{d_L(0, T)} \right]^2} = e. \quad (19)$$

Here, even though the  $z$ -variable is dummy, it is strictly implied that  $z = \infty$ , i.e. the interface is infinitely remote from the bulk, by construction. Since the universal quantity  $\tilde{d}_L \equiv d_L(0)/a(0)$  is, by its very meaning, temperature independent, it is convenient to rewrite the above relation in the following form:

$$\frac{(d_L/a)^2}{\tilde{d}_L^2} e^{\zeta(Ka^3/T) \frac{(d_L/a)^2}{\tilde{d}_L^2}} = e, \quad (20)$$

where

$$\zeta(Ka^3/T) \equiv \frac{K(T)a^3(T)/k_B T}{K(T_0)a^3(T_0)/k_B T_0}. \quad (21)$$

As a reminder,  $K(T_0)a^3(T_0)\tilde{d}_L^2/k_B T_0 = 1$ , for any  $T_0$ . While, in principle, the interface at any temperature  $T_0 \leq T_m$  may be used as a reference state, in practice one can measure the stiffness only at the physical melting temperature  $T_m$ ; therefore most conveniently one would set  $T_0 = T_m$  in Eq.(20). Again, we have arrived at a law of corresponding states, even though the variables are distinct from those entering Eq.(14): The displacements are in relation to the lattice spacing; the running coupling constant  $Ka^3/T$ , governing the displacements magnitude, is dimensionless too, and is of the order 1. The latter suggests that below the melting temperature (but above vitrification!) the system remains at a delicate balance between energetic and entropic contributions to its free energy (see also [49] and the discussion of the surface energy below).

As already mentioned, the RFOT theory has built a constructive, microscopic picture of structural relaxations in deeply supercooled liquids and frozen glasses. We learn from the RFOT theory that one may think of structural rearrangements in deeply supercooled liquids as activated growth of distinct aperiodic phases

within each other. The corresponding activation profile is [48, 49]:

$$F(N)|_{T>T_g} = \gamma\sqrt{N} - T_s c N, \quad (22)$$

where  $N$  is the number of particles in the nucleus of the new structural state within the previous structural state. The configurational entropy (the  $-T_s c N$  term) drives the transitions, while the barrier arises due to the mismatch energy penalty,  $\gamma\sqrt{N}$ , between distinct states. This mismatch may be thought of as the surface tension of the *domain wall* separating the two alternative structural states. As already mentioned, the elemental displacements occur on a conditional basis, if an alternative structural state is present locally. As a result, the full RFOT structural relaxation rate is:

$$\tau_{\text{RFOT}}^{-1} = \tau_{\text{escape}}^{-1}(T, z = \infty) e^{-F_{\text{RFOT}}^\ddagger/T}. \quad (23)$$

(The time scale  $\tau_{\text{str}}$ , introduced earlier, was an analog of the time scale  $\tau_{\text{RFOT}}$  but in the context of structural relaxations in premelted crystalline layers.)

The elemental translations, corresponding to the length  $d_L$ , play an important role in the RFOT theory, for a number of reasons. First of all, the corresponding length scale arises as an order parameter during a first order cross-over from the “regular” liquid state to the one where metastable structures persist for a discernible time. (For a deep enough quench, this time is given by  $\tau_{\text{RFOT}}^{-1}$  from Eq.(23).) In the course of this cross-over, the localization length of a molecule jumps from infinity to a finite value, i.e.  $d_L$  itself [23]. This localization length depends only weakly on the temperature/density, as the DFT study in Ref.[23] suggested. The near constancy of the Lindemann ratio  $d_L/a$  turned out instrumental in establishing the near universality of the surface tension coefficient between locally competing liquid structures in deeply supercooled liquids. This surface tension was computed by Xia and Wolynes (XW) [49] without adjustable parameters: it depends only logarithmically on the Lindemann ratio leading to the following expression for the tension coefficient  $\gamma$ :

$$\gamma = \frac{2\sqrt{3}\pi}{2} k_B T \ln \left[ \frac{(a/d_L)^2}{\pi e} \right]. \quad (24)$$

(The notations are from Refs.[51, 56].) This result, among other things, enabled XW to calculate the numerical value of the barrier for structural reconfiguration from Eq.(22) leading to specific estimates of the size of a cooperatively rearranging region. This size grows from a few molecular units (“beads”), near  $T_m$ , to roughly 200 beads near the glass transition, implying each region is about 5-6 beads across near  $T_g$ . (A bead typically consists of a few atoms; for a detailed discussion see [57], and also [58]).

The present arguments enable one to compute explicitly the temperature dependence of the Lindemann ratio, based on the relation in Eq.(20). The result is shown,



again, in Fig.3, where  $\zeta = k_B T / (K(T)a^3(T))$  now, see Eq.(21). The lattice spacing of the liquid will decrease, and the elastic constants will increase, with lowering the temperature, albeit weakly. Here of course, we mean the high frequency elastic constants, which are definable on time scales shorter than the life-times of the long-living metastable structures. For most substances, the ratio  $T_g/T_m \sim 2/3$ , empirically. As a result, the parameter  $\zeta^{-1}$ , in Fig.3, will decrease at most to the value of 0.67, before the liquid freezes into a glass, leading to  $d_L(T_g)/a(T_g) \simeq 0.9$ , according to the figure. We have thus established, on a first principles basis, that the  $d_L/a$  ratio indeed varies little with temperature, at most by 10%. This corroborates the use of the Lindemann criterion, by the RFOT theory, to establish the near universality of the surface tension on the basis of a near universality of the molecular displacement at the mechanical stability edge, relative to the molecular spacing. Finally, the computed temperature dependence of the Lindemann length  $d_L$  should be measurable by neutron scattering, as in Ref.[26].

Further we can see explicitly what parameters in the problem drive the surface energy  $\gamma$ , by substituting the running value of the  $d_L/a$  ratio from Eq.(20) into the logarithm in Eq.(24):

$$k_B T \ln \left[ \frac{(a/d_L)^2}{\pi e} \right] = k_B T [\ln(4\sqrt{6}) - 1] + V^\ddagger(T), \quad (25)$$

where  $V^\ddagger(T) = K(T)a(T)d_L^2(T)$  is the actual energy barrier for a typical elemental translation, as stemming from the lattice strain; also,  $[\ln(4\sqrt{6}) - 1] \simeq 1.28$ . It follows from the equation above that the energetic and entropic contributions to the surface tension are actually comparable, at all temperatures above vitrification:  $T > T_g$ . For the reference, we show in Fig.4 the  $V^\ddagger(T)/k_B T$  ratio, which is easily computed from Eq.(20), as a function of  $\zeta$ . At  $\zeta^{-1} \simeq .67$ ,  $V^\ddagger \simeq 1.21k_B T$ . It is not entirely clear, at present, what significance should be attributed to the  $\zeta^{-1}$ -interval that corresponds to temperatures *below* vitrification.

Finally, it seems instructive to make an explicit estimate of the  $\tau_{\text{escape}}^{-1}(T, z = \infty)$ . As already mentioned, the number of collisions per unit time, for a harmonically confined particle, scales linearly with energy, leading to  $\tau_{\text{auto}}(T)/\tau_{\text{auto}}(T_m) = T_m/T$ . This and Eqs.(5-8) yield:

$$\tau_{\text{escape}}^{-1} = \sqrt{3/8} \frac{D(T_m)}{\pi d d_{\text{TS}}} e^{-V^\ddagger/k_B T} = \tau_0^{-1}(T_m) e^{1-V^\ddagger/k_B T}, \quad (26)$$

where  $D(T_m)$  and  $\tau_0(T_m)$  are the regular diffusion constant and the equilibration time scale  $\tau_0$ , of the corresponding liquid at the melting temperature  $T_m$ .  $\tau_0(T_m)$  is about ten picoseconds, and the exponential part actually does not lead to an activated temperature dependence, but a much weaker one, in view of Fig.4.

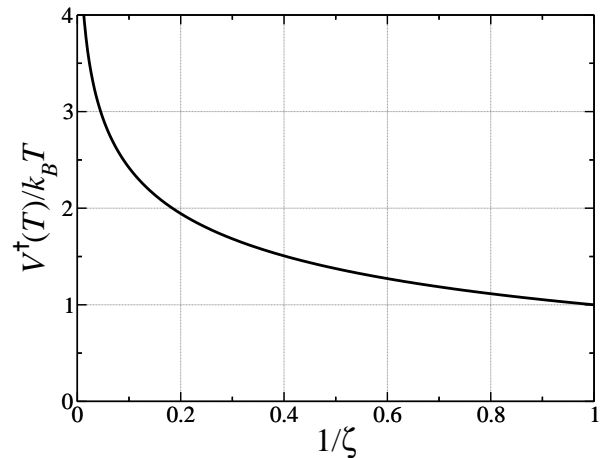


FIG. 4: Shown is the ratio of the energy barrier to the temperature, for an elemental translation, as a function of  $\zeta$ .

#### IV. SUMMARY

We have established the existence of a universal criterion of melting, in terms of the ratio of length scales characterizing the escape of a particle from its current metastable configuration. The criterion is therefore purely kinematic. The obtained quantitative results are consistent with earlier studies of displacements at crystal surfaces, for several specific substances [4, 44, 45]. The said length scales are closely related to the vibrational amplitudes in the crystal bulk, which was argued to underlie the otherwise puzzling consistency of the empirical Lindemann criterion.

A proper treatment of bulk mechanical stability has been performed, and has required considering “fiduciary” alternative structural states in the lattice. Such alternative states are known to exist in supercooled liquids and glasses, and were argued here to exist in a premelted layer at the liquid-crystal interface. A proper criterion of mechanical stability was formulated; it stipulates that the vibrational molecular displacements be less than the elemental displacements that would occur during the multiparticle structural transitions. We have seen that vanishing of the shear modulus is not necessary for the lattice to be mechanically unstable, consistent with the apparent high configurational entropy of premelt layers. Direct observation of cooperative rearrangements in such layers is difficult, but may be possible with available surface techniques.

We have computed the dependence of the elemental displacements on the material’s stiffness, and on the temperature. When taking place in supercooled liquids, these can be measured, for instance, by neutron scattering.

*Acknowledgments:* The author thanks Peter G. Wolynes for stimulating discussions and useful suggestions. This work has been funded in part by the GEAR

- 
- [1] J. D. Dash, *Contemp. Phys.* **43**, 427 (2002).
- [2] J. D. Dash, *Rev. Mod. Phys.* **71**, 1737 (1999).
- [3] V. Sorkin, Master's thesis, Technion Isr. Inst. Tech. (2005), URL <http://phycomp.technion.ac.il/~phsorkin/thesis/>.
- [4] V. Sorkin, E. Polturak, and J. Adler, *Phys. Rev. B* **68**, 174103 (2003).
- [5] A. R. Ubbelohde, *The Molten State of Matter* (John Wiley & Sons, 1978).
- [6] J. K. Roberts, *Heat and Thermodynamics* (Blackie & Son Limited, 1943).
- [7] M. Born and K. Huang, *Dynamic Theory of Crystal Lattices* (Oxford, 1968).
- [8] J. H. Bilgram, *Phys. Rep.* **153**, 1 (1987).
- [9] F. R. N. Nabarro, *Theory of Crystal Dislocations* (Dover, 1987).
- [10] M. Bienfait, *Surf. Sci.* **272**, 1 (1972).
- [11] H. Taub, G. Torzo, H. J. Lauter, and S. C. Fain Jr., eds., *Phase Transitions in Surface Films 2, NATO ASI Series B*, vol. 267 (Plenum Press, 1991).
- [12] R. Rosenberg, *Physics Today* **58**, 50 (2005).
- [13] J. Wang, J. Li, S. Yip, S. Phillpot, and D. Wolf, *Phys. Rev. B* **52**, 12627 (1995).
- [14] J. W. M. Frenken and J. F. van der Veen, *Phys. Rev. Lett.* **54**, 134 (1985).
- [15] R. Lipowsky, U. Breuer, K. C. Prince, and H. P. Bonzel, *Phys. Rev. Lett.* **62**, 913 (1989).
- [16] A. Goetz and R. C. Hergenrother, *Phys. Rev.* **38**, 2075 (1931).
- [17] F. A. Lindemann, *Phys. Z.* **11**, 609 (1910).
- [18] J. Frenkel, *Kinetic Theory of Liquids* (Dover, 1955).
- [19] J. J. Gilvarry, *Phys. Rev.* **102**, 308 (1956).
- [20] R. P. Gupta and P. K. Sharma, *J. Chem. Phys.* **48**, 2451 (1968).
- [21] M. Baus, *J. Phys. Cond. Mat.* **2**, 2111 (1990).
- [22] A. D. J. Haymet, *Ann. Rev. Phys. Chem.* **38**, 89 (1987).
- [23] Y. Singh, J. P. Stoessel, and P. G. Wolynes, *Phys. Rev. Lett.* **54**, 1059 (1985).
- [24] J. P. Stoessel and P. G. Wolynes, *J. Chem. Phys.* **80**, 4502 (1984).
- [25] F. Mezei, in *Liquids, Freezing and the Glass Transition; Les Houches, Session LI*; J. P. Hansma and D. Levesque and J. Zinn-Justin (ed.) (North-Holland, Amsterdam, 1991), p. 629.
- [26] F. Mezei and M. Russina, *J. Phys. Cond. Mat.* **11**, A341 (1999).
- [27] M. Sasai and P. G. Wolynes, *Phys. Rev. Lett.* **65**, 2740 (1990).
- [28] M. Sasai and P. G. Wolynes, *Phys. Rev. A* **46**, 7979 (1992).
- [29] M. Mézard and G. Parisi, *Phys. Rev. Lett.* **82**, 747 (1999).
- [30] J. Kierfeld, T. Nattermann, and T. Hwa, *Phys. Rev. B* **55**, 626 (1997).
- [31] S. A. Gifford and G. Baym, *Phys. Rev. A* **70**, 033602 (2004).
- [32] V. Lubchenko, P. G. Wolynes, and H. Frauenfelder, *J. Phys. Chem.* **109**, 7488 (2005).
- [33] P. Okamoto, N. Q. Lam, and L. E. Rehn, in *Solid State Physics, vol. 52* (eds.) H. Ehrenreich and F. Spaepen (Academic Press, 1999), p. 2.
- [34] M. D. Jones and D. M. Ceperley, *Phys. Rev. Lett.* **76**, 4572 (1996).
- [35] F. H. Stillinger and T. A. Weber, *Phys. Rev. B* **31**, 5262 (1985).
- [36] Y. Zhou, D. Vitkup, and M. Karplus, *J. Mol. Biol.* **285**, 1371 (1999).
- [37] D.-M. Zhu and J. G. Dash, *Phys. Rev. Lett.* **57**, 2959 (1986).
- [38] D. W. Oxtoby and A. D. J. Haymet, *J. Chem. Phys.* **76**, 6262 (1982).
- [39] A. Trayanov and E. Tosatti, *Phys. Rev. B* **38**, 6961 (1987).
- [40] P. W. Anderson, W. F. Brinkman, and A. Huse, *Science* **310**, 1164 (2005).
- [41] H. Frauenfelder and P. G. Wolynes, *Science* **229**, 337 (1985).
- [42] H. A. Kramers, *Physica (Utrecht)* **7**, 284 (1940).
- [43] P. Hänggi, P. Talkner, and M. Borkovec, *Rev. Mod. Phys.* **62**, 251 (1990).
- [44] L. Valenta, *Czech. J. Phys.* **6**, 607 (1996).
- [45] R. Kojima and M. Susa, *High Temp.-High Press.* **34**, 639 (2002).
- [46] S. C. Santucci, A. Goldoni, R. Larciprete, S. Lizzit, M. Bertolo, A. Baraldi, and C. Mascioecchio, *Phys. Rev. Lett.* **93**, 106105 (2004).
- [47] G. Grimvall and S. Sjödin, *Phys. Scripta* **10**, 340 (1974).
- [48] T. R. Kirkpatrick, D. Thirumalai, and P. G. Wolynes, *Phys. Rev. A* **40**, 1045 (1989).
- [49] X. Xia and P. G. Wolynes, *Proc. Natl. Acad. Sci.* **97**, 2990 (2000).
- [50] V. Lubchenko and P. G. Wolynes, *J. Chem. Phys.* **121**, 2852 (2004).
- [51] V. Lubchenko and P. G. Wolynes (2004), to appear in *Adv. Chem. Phys.*; cond-mat/0506708.
- [52] L. D. Landau and E. M. Lifshitz, *Theory of Elasticity* (Pergamon Press, 1986).
- [53] T. Strässle, A. M. Saitta, S. Klotz, and M. Braden, *Phys. Rev. Lett.* **93**, 225901 (2004).
- [54] E. V. Russel and N. E. Israeloff, *Nature* **408**, 695 (2000).
- [55] T. R. Kirkpatrick and P. G. Wolynes, *Phys. Rev. B* **36**, 8552 (1987).
- [56] V. Lubchenko and P. G. Wolynes, *Phys. Rev. Lett.* **87**, 195901 (2001).
- [57] V. Lubchenko and P. G. Wolynes, *J. Chem. Phys.* **119**, 9088 (2003).
- [58] V. Lubchenko, R. J. Silbey, and P. G. Wolynes, *Mol. Phys.* **104**, 1325 (2006), cond-mat/0506735.